

## Volume 11 (1960)

1. **The Beckmann Rearrangement** - L. Guy Donaruma and Walter Z. Heldt
2. **The Demjanov and Tiffeneau-Demjanov Ring Expansions** - Peter A. S. Smith and Donald R. Baer
3. **Arylation of Unsaturated Compounds by Diazonium Salts** - Christian S. Rondestvedt, Jr.
4. **The Favorskii Rearrangement of Haloketones** - Andrew S. Kende
5. **Olefins from Amines: The Hofmann Elimination Reaction and Amine Oxide Pyrolysis** - Arthur C. Cope and Elmer R. Trumbull

## CHAPTER 1

### THE BECKMANN REARRANGEMENT

L. GUY DONARUMA AND WALTER Z. HELDT\*

*Explosives Department, E. I. du Pont de Nemours and Company, Inc.*

#### CONTENTS

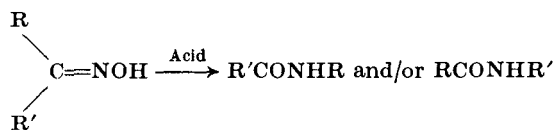
	PAGE
INTRODUCTION . . . . .	2
STEREOCHEMISTRY OF THE REARRANGEMENT . . . . .	4
MECHANISM . . . . .	5
SCOPE AND LIMITATIONS . . . . .	14
Aliphatic Ketoximes . . . . .	14
Aliphatic Aromatic Ketoximes . . . . .	17
Diaryl Ketoximes . . . . .	21
Alicyclic Ketoximes . . . . .	26
Heterocyclic Ketoximes . . . . .	32
Oximes of Polyfunctional Ketones . . . . .	35
Cleavage of Oximes and Related Compounds Derived from Benzoin and $\alpha$ -Diketones . . . . .	38
Aldoximes . . . . .	41
Carbon-Nitrogen Rearrangements of Oxime Derivatives and Related Compounds . . . . .	45
Oxime Esters . . . . .	45
Imines and N-Halo Imines . . . . .	46
Nitrones . . . . .	47
Nitroles . . . . .	48
Derivatives of Hydroxamic Acids . . . . .	48
Hydrazones and Semicarbazones . . . . .	48
Related Carbon-Nitrogen Rearrangements . . . . .	49
STEREOCHEMISTRY OF OXIMES . . . . .	51
PREPARATION OF OXIMES . . . . .	55

\* The authors wish to express their thanks to Miss Diamond C. Ascani, Dr. George R. Coraor, and Dr. Thomas H. Regan for their help in proofreading the manuscript. Miss Adele MacIntyre also deserves acknowledgement for aiding in the preparation of the final manuscript.

	PAGE
EXPERIMENTAL CONDITIONS . . . . .	55
Catalyst and Solvent . . . . .	55
Temperature . . . . .	56
Rearrangement of Oximes by Phosphorus Pentachloride . . . . .	56
Rearrangement of Oximes by Concentrated Sulfuric Acid . . . . .	57
EXPERIMENTAL PROCEDURES . . . . .	57
Homodihydrocarbostyryl . . . . .	57
Phenanthridone . . . . .	57
$\delta$ -Valerolactam . . . . .	57
$\epsilon$ -Caprolactam . . . . .	58
Acetanilide . . . . .	58
Pivalanilide . . . . .	58
Heptanamide . . . . .	58
TABULAR SURVEY . . . . .	59
Table I. Aliphatic Ketoximes . . . . .	60
Table II. Aliphatic Aromatic Ketoximes . . . . .	67
Table III. Diaryl Ketoximes . . . . .	83
Table IV. Alicyclic Ketoximes . . . . .	96
Table V. Steroid Oximes . . . . .	114
Table VI. Heterocyclic Ketoximes . . . . .	119
Table VII. Monoximes of Diketones . . . . .	126
Table VIII. Dioximes of Diketones . . . . .	127
Table IX. Quinone Oximes . . . . .	131
Table X. Cleavage of Oximes and Oxime Derivatives . . . . .	135
Table XI. Aldoximes . . . . .	145
Table XII. Nitrones . . . . .	149

## INTRODUCTION

The rearrangement of a ketoxime to the corresponding amide was discovered in 1886 by E. Beckmann<sup>1</sup> and is known as the Beckmann rearrangement. The rearrangement is brought about by acids including



R and R' = H, aryl, alkyl.

Lewis acids. The more common rearranging agents are concentrated sulfuric acid, phosphorus pentachloride in ether, and Beckmann's mixture, hydrogen chloride in a mixture of acetic acid and acetic anhydride.

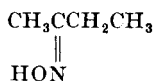
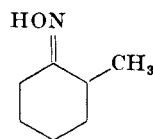
<sup>1</sup> Beckmann, Ber., **19**, 988 (1886); **20**, 1507 (1887).

Since the discovery of the reaction, numerous publications have appeared which deal with the mechanism of the reaction, the determination of the stereochemical configurations of the oximes employed, and the synthetic applications of the reaction. The Beckmann rearrangement is used frequently to determine the structure of ketones, by identification of the acid and amine obtained by hydrolysis of the amide formed by the rearrangement.

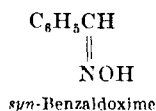
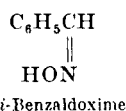
Blatt,<sup>2</sup> Jones,<sup>3</sup> and, more recently, Knunyants<sup>4</sup> have summarized the published literature concerning the Beckmann rearrangement up to 1948.

There is no uniform convention for the designation of the stereochemistry of oximes in the literature. In this review the following conventions are used:

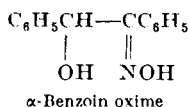
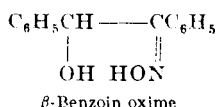
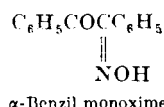
(a) The configuration of a ketoxime is referred to as *syn* or *anti* when the hydroxyl group is *cis* or *trans*, respectively, to the first group named following the prefix *syn* or *anti* in the name of the compound.

*syn*-Methyl ethyl ketoxime*anti*-2-Methylcyclohexanone oxime

(b) The configuration of aldoximes is referred to as *syn* or *anti* to the hydrogen of the aldoxime. In the older literature aldoxime configurations are often referred to as  $\alpha$  (*syn*) or  $\beta$  (*anti*).

*syn*-Benzaldoxime*anti*-Benzaldoxime

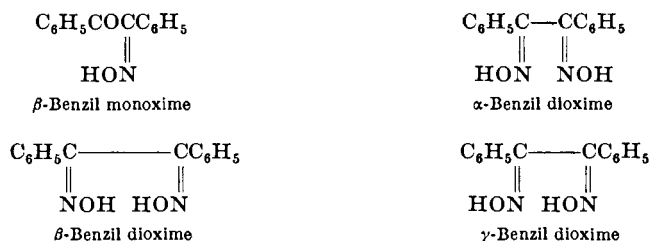
(c) The nomenclature used in the literature for designating the configurations of benzoin oximes, benzil oximes, and benzil dioximes has been retained.

 $\alpha$ -Benzoin oxime $\beta$ -Benzoin oxime $\alpha$ -Benzil monoxime

<sup>2</sup> Blatt, *Chem. Revs.*, **12**, 215 (1933).

<sup>3</sup> Jones, *Chem. Revs.*, **35**, 335 (1944).

<sup>4</sup> Knunyants and Fabrichnyi, *Uspeki Khim.*, **18**, 633 (1949) [*C.A.*, **45**, 6572 (1951)].

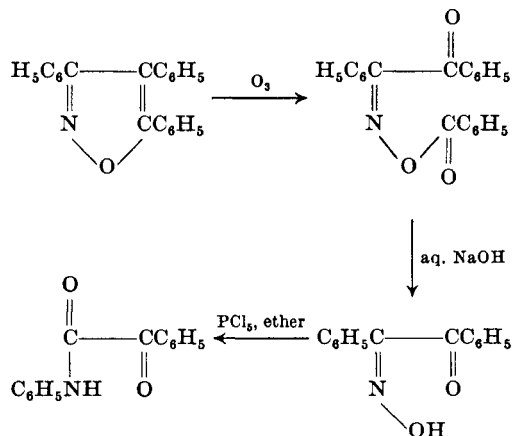


### STEREOCHEMISTRY OF THE REARRANGEMENT

Two stereoisomeric forms of an aldoxime or an unsymmetrical ketoxime are possible. Therefore, theoretically, the Beckmann rearrangement may occur with either a *syn* or an *anti* migration:



Beckmann assumed that the rearrangement occurs stereospecifically with *syn* migration, and the configurations assigned to the parent oximes up to about 1923 are based upon this assumption. In 1921 Meisenheimer carefully determined the configuration of  $\beta$ -benzil monoxime and rearranged the oxime with phosphorous pentachloride in ether.<sup>5</sup> No



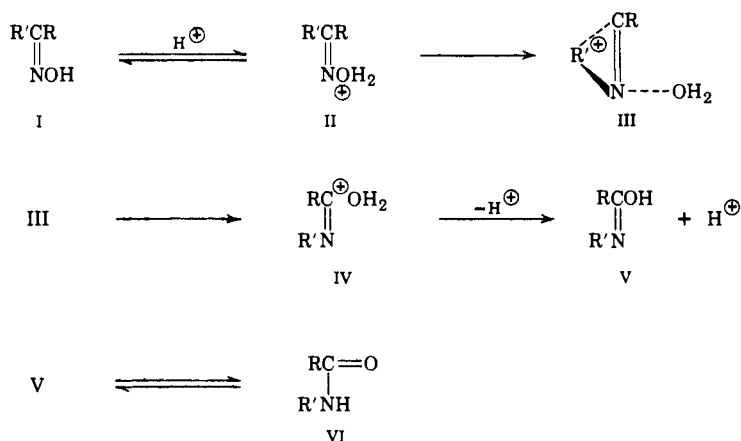
isomerization of the carbon-nitrogen bond occurred during the ozonolysis of 3,4,5-triphenylisoxazole. The product obtained from the ozonolysis, upon mild hydrolysis, yielded  $\beta$ -benzil monoxime. The rearrangement of the oxime gave only benzoylformanilide. Therefore Meisenheimer concluded that rearrangement must proceed with *anti* migration.

<sup>5</sup> Meisenheimer, *Ber.*, **54**, 3206 (1921).

When other acids such as Beckmann's mixture,<sup>6,7</sup> sulfuric acid, or its salts<sup>8,9</sup> are used as rearranging agents, products stemming from a possible *syn* and/or *anti* migration are isolated. The *syn* migration may be explained by assuming that isomerization of the oxime occurs *prior* to rearrangement.

## MECHANISM

The mechanism of the Beckmann rearrangement consists essentially of the formation of an electron-deficient nitrogen atom by the partial ionization of the oxygen-nitrogen bond of the oxime with a simultaneous intramolecular migration of the group *anti* to the departing hydroxyl



group. Rearrangement of II and III proceeds essentially as an intramolecular displacement, whereby R', if optically active, retains its optical activity.<sup>10,11</sup> Thus the oxime of (+)-3-ethylheptan-2-one (VII) has been rearranged to furnish the levorotatory amide (VIII). The amide (VIII) also was obtained from (+)-2-ethylhexanoic acid (IX) via the Hofmann degradation which is known to proceed with retention of configuration. (See equation on p. 6.)

The first product of the rearrangement is always an imine derivative (IV or V), which usually rearranges rapidly to the corresponding amide.

<sup>6</sup> Brown, van Gulick, and Schmidt, *J. Am. Chem. Soc.*, **77**, 1094 (1955).

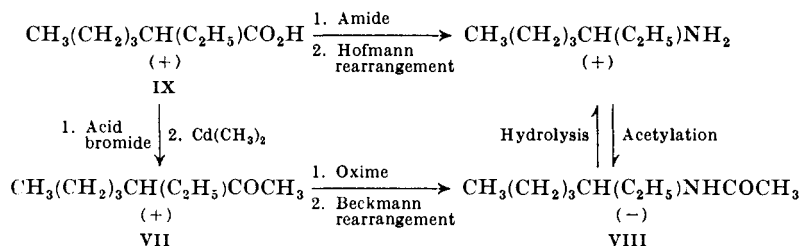
<sup>7</sup> Smith, *Ber.*, **24**, 4025 (1891).

<sup>8</sup> von Auwers and Jordan, *Ber.*, **58**, 26 (1925).

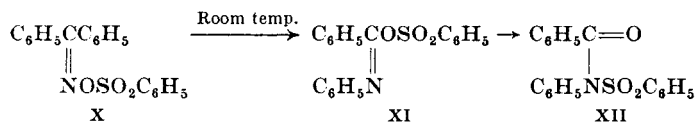
<sup>9</sup> Kauffmann, *Ann.*, **344**, 30 (1906).

<sup>10</sup> Kenyon and Campbell, *J. Chem. Soc.*, **1946**, 25.

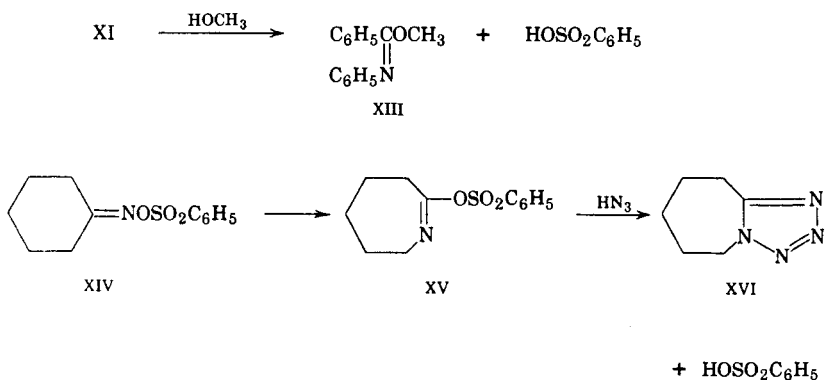
<sup>11</sup> Kenyon and Young, *J. Chem. Soc.*, **1941**, 263.



The presence of an imine intermediate in the rearrangement was demonstrated by Kuhara, who showed that diphenyl ketoxime benzenesulfonate (X) rearranged initially to N-phenylbenzimidobzenesulfonate (XI), which in turn rearranged to N-benzenesulfonyl benzanilide (XII).<sup>12</sup>



The existence of an imine intermediate was further indicated by the isolation of imine derivatives (XIII) formed by displacement of the sulfonyl ester by strong nucleophilic agents,<sup>13</sup> and by the formation of



tetrazoles in the presence of hydrazoic acid.<sup>14,15</sup> Tetrazoles (XVI) are not formed from oximes or amides except under the conditions of the

<sup>12</sup> Kuhara, Matsumiya, and Matsunami, *Mem. Coll. Sci. Kyoto Imp. Univ.*, **1**, 105 (1914) [*C.A.*, **9**, 1613 (1915)].

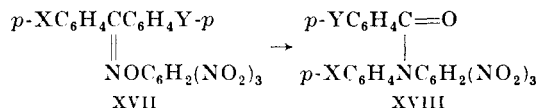
<sup>13</sup> Oxley and Short, *J. Chem. Soc.*, **1948**, 1514.

<sup>14</sup> Csuros, Zech, and Zech, *Acta Chim. Acad. Sci. Hung.*, **1**, 83 (1951) [*C.A.*, **46**, 5003 (1952)].

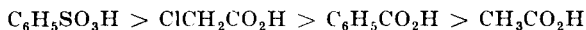
<sup>15</sup> Burke and Herbst, *J. Org. Chem.*, **20**, 726 (1955).

Beckmann rearrangement.<sup>14</sup> Other nucleophiles which have been employed are phenol, primary and secondary amines, and phenyl sulfamide.<sup>13</sup>

Chapman contributed greatly to the elucidation of electronic effects involved in the rearrangement of substituted benzophenone oxime ethers (XVII).<sup>16</sup> No acid catalyst was required to bring about the rearrangement of XVII to XVIII. The rate of rearrangement increased with



increasing electron-supplying power of X and was slightly increased by increased electron-supplying power of Y. An increase in the dielectric constant of the medium appeared to augment the rate of rearrangement. Therefore Chapman concluded that the rate-determining step in the rearrangement must be the partial ionization of the nitrogen-oxygen bond of the oxime ether with simultaneous migration of the aryl group *anti* to the picryl group.<sup>16</sup> Furthermore, Kuhara had demonstrated earlier that the rates of rearrangement of a series of esters of benzophenone oxime in chloroform were proportional to the acid strength of the esterifying acid.<sup>17,18</sup> The ease of rearrangement therefore increases with the dissociation constant of the esterifying acid.



Because of the multitude of possible intermediates involved in the Beckmann rearrangement the rate-determining step of the rearrangement (I to VI) depends upon the reaction temperature, the solvent, and the catalyst employed. In fact, two intermediates in the reaction sequence (I to VI) may rearrange with approximately equal rates and the determination of the rate-determining step may become quite difficult. The rate-determining step may precede the rearrangement (I to II), may proceed simultaneously with the migration of R' (II to III), or may follow the rearrangement (III to VI) depending upon the oxime, acid, and other reaction conditions employed.

The rate-determining process precedes the rearrangement when an oxonium salt (XX) is formed from a nitronium salt (XIX).<sup>19</sup> The salt

<sup>16</sup> Chapman and Fidler, *J. Chem. Soc.*, **1936**, 448.

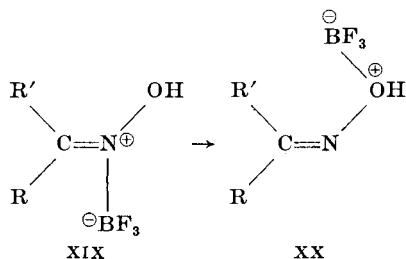
<sup>17</sup> Kuhara and Todo, *Mem. Coll. Sci., Kyoto Imp. Univ.*, **2**, 387 (1910)[*C.A.*, **5**, 1278 (1911)].

<sup>18</sup> Kuhara and Watanabe, *Mem. Coll. Sci., Kyoto Imp. Univ.*, **9**, 349 (1913)[*C.A.*, **11**, 579 (1917)].

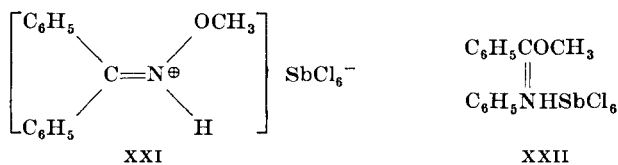
<sup>19</sup> Hauser and Hoffenberg, *J. Org. Chem.*, **20**, 1482, 1491 (1955); Hoffenberg and Hauser, *ibid.*, **20**, 1496 (1955).



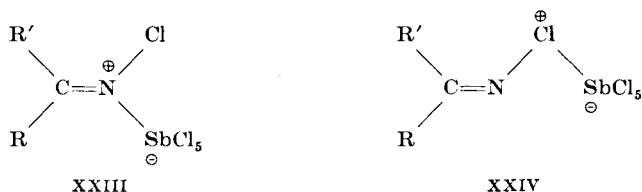
XIX must first rearrange to XX before undergoing the Beckmann rearrangement. Similarly, two types of antimony pentachloride adducts



(XXI and XXII) are formed with benzophenone oxime methyl ether.<sup>20</sup> The adduct XXII is formed in concentrated solution from antimony pentachloride and benzophenone oxime methyl ether. The adduct XXI



is formed in dilute solution under otherwise identical conditions and cannot be rearranged to benzanilide. These results appear to indicate that, while in dilute solution the stable nitronium adduct XXI is formed, in concentrated solution the corresponding oxonium salt is formed and rearranges rapidly to XXII. Other examples are the addition products (XXIII and XXIV) formed by the reaction of antimony pentachloride with chlorimines.<sup>21</sup>



The rate-determining step of the rearrangement (I to VI) may be the formation of oxime imino ethers (XXVI),<sup>22</sup> oxime anhydrides (XXVII),<sup>23</sup>

<sup>20</sup> Theilacker, Gerstenkorn, and Gruner, *Ann.*, **563**, 109 (1949).

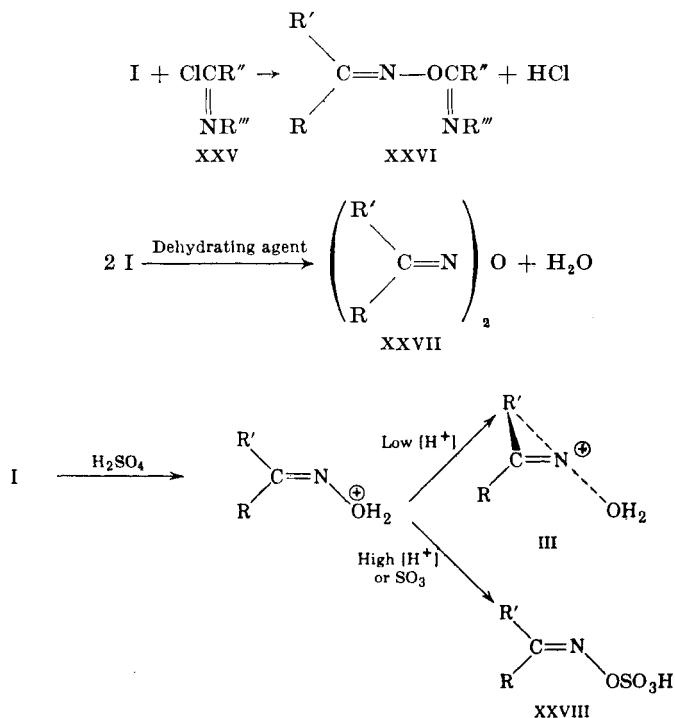
<sup>21</sup> Theilacker, *Angew Chem.*, **51**, 834 (1938); Theilacker and Mohl, *Ann.*, **563**, 99 (1949).

<sup>22</sup> Chapman, *J. Chem. Soc.*, **1935**, 1223.

<sup>23</sup> Stephen and Staskun, *J. Chem. Soc.*, **1956**, 980.

or oxime sulfonates (XXVIII),<sup>24-27</sup> which rearrange rapidly after the oxime derivative is formed.

The occurrence of intermediates such as XXVI and XXVII was suggested by the strong catalytic effect of N-phenylbenzimidoyl chloride



upon the rearrangement of benzophenone oxime in ether and by the fact that one mole of a Lewis acid, such as phosphorus pentachloride, rearranges two moles of ketoxime to a mixture containing the corresponding amide and oxime imino ether in approximately the same amounts.<sup>22, 23</sup>

Ogata and others found that the rate of rearrangement of ketoximes in sulfuric acid is first order and follows the Hammett acidity function ( $H_0$ ) up to 65% of sulfuric acid.<sup>24, 27-29</sup> They suggested that at low acid concentrations the concentration of XXVIII is low and that the

<sup>24</sup> Pearson and Ball, *J. Org. Chem.*, **14**, 118 (1949).

<sup>25</sup> Wichterle and Rocek, *Chem. Listy*, **45**, 257, 379 (1951) [*C.A.*, **46**, 10809 (1952)].

<sup>26</sup> Rocek and Bergl, *Chem. Listy*, **47**, 472 (1953) [*C.A.*, **48**, 3279 (1954)].

<sup>27</sup> Ogato, Okano, and Matsumoto, *J. Am. Chem. Soc.*, **77**, 4643 (1955).

<sup>28</sup> Sluiter, *Rec. trav. chim.*, **24**, 372 (1905).

<sup>29</sup> Hammett and Deyrup, *J. Am. Chem. Soc.*, **54**, 2721 (1932).

rate-determining step may be the dissociation of III.<sup>27</sup> At higher acid concentrations, the rearrangement is no longer dependent upon  $H_0$  and the rate-determining step appears to be exclusively the formation of XXVIII.<sup>30</sup>

If the formation of II is simple and without complication, II  $\rightarrow$  III can be identified as the rate-determining step. Rearrangement of oxime picrates<sup>16, 30-35</sup> and oxime tosylates<sup>36, 37</sup> in nonpolar solvents proceeds without the formation of III as the slow step. The reaction products isolated are N-substituted amides, and the rearrangement of the imine intermediate IV (H of  $\text{OH}_2^+$  is replaced by either 2,4,6- $\text{C}_6\text{H}_2(\text{NO}_2)_3$  or *p*- $\text{CH}_3\text{C}_6\text{H}_4\text{SO}_2$ ) to VI is rapid compared to the transition II to III.<sup>37, 38</sup> Recently the transition state III for the Beckmann rearrangement was suggested.<sup>30, 34-37, 39-41</sup>

Such a transition state (or transitory intermediate) is similar to the phenonium ion occurring in anchimerically assisted rearrangements<sup>42</sup> or the azacyclopropene ring system isolated in the Neber rearrangement.<sup>41</sup> The following evidence argues for the formation of III as a transition state in the rate-determining step: the rate of rearrangement of a series of substituted *anti* acetophenone oxime picrates in 1,4-dichlorobutane depends strongly upon the nature of the *p*-substituent.<sup>43</sup> The reaction constant,  $\rho$ , calculated from the Hammett plot<sup>44</sup> was found to be  $-4.1$ , which is comparable to the  $\rho$  values found for typical electrophilic aromatic substitution reactions,<sup>45, 46</sup> and the rate-determining step under these conditions appears to be the electrophilic attack of nitrogen on the benzene ring as described by III.

*Ortho* substituents greatly increase the rate of rearrangement of substituted acetophenone oximes (or picryl ethers) in relation to the corresponding *meta* or *para* substituents.<sup>40, 43, 47</sup> This effect is attributed to the

<sup>30</sup> Huisgen, *Angew. Chem.*, **69**, 341 (1957).

<sup>31</sup> Chapman and Howis, *J. Chem. Soc.*, **1933**, 806.

<sup>32</sup> Chapman, *J. Chem. Soc.*, **1934**, 1550.

<sup>33</sup> Chapman, *Chem. & Ind.*, (London), **1935**, 463.

<sup>34</sup> Huisgen, Ugi, Assemi, and Witte, *Ann.*, **602**, 127 (1957).

<sup>35</sup> Huisgen, *Chimia (Switz.)*, **10**, 266 (1956).

<sup>36</sup> W. Z. Heldt, unpublished results.

<sup>37</sup> Heldt, *J. Am. Chem. Soc.*, **80**, 5880, 5972 (1958).

<sup>38</sup> Chapman, *J. Chem. Soc.*, **1927**, 1743.

<sup>39</sup> Pearson, Baxter, and Martin, *J. Org. Chem.*, **17**, 1511 (1952).

<sup>40</sup> Pearson and Cole, *J. Org. Chem.*, **20**, 488 (1955).

<sup>41</sup> Cram, *J. Am. Chem. Soc.*, **74**, 2137 (1952); Cram and Hatch, *ibid.*, **75**, 33 (1953).

<sup>42</sup> Winstein, Morse, Grunwald, Schreiber, Corse, Marshall, James, Trifan, Brown, Schlesinger, and Ingraham, *J. Am. Chem. Soc.*, **74**, 1113-1164 (1952).

<sup>43</sup> Huisgen, Witte, Walz, and Jira, *Ann.* **604**, 191 (1957).

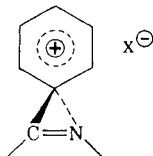
<sup>44</sup> Hammett, *Physical Organic Chemistry*, p. 184, McGraw-Hill, New York, 1940.

<sup>45</sup> Roberts, Sanford, Sixma, Cerfontain, and Zagt, *J. Am. Chem. Soc.*, **76**, 4525 (1954).

<sup>46</sup> Kuivila and Benjamin, *J. Am. Chem. Soc.*, **77**, 4834 (1955).

<sup>47</sup> Pearson and Watts, *J. Org. Chem.*, **20**, 494 (1955).

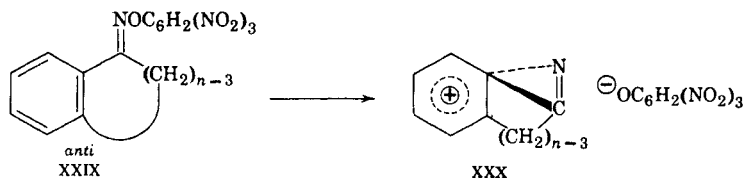
steric interaction between the *ortho*-substituted ring and the oxime group, resulting in the loss of coplanarity of the latter with the benzene ring.



The *ortho* substituent increases the potential energy of the oxime because of the partial loss of resonance stabilization; the oxime resembles the transition state where the azacyclopropene ring is perpendicular to the benzene ring system. The electronic effect of the *ortho* substituent appears to contribute only slightly to this increase of the rate of rearrangement.<sup>48</sup>

The *ortho* effect accounts for the spontaneous rearrangement of di-*ortho*-substituted acetophenone oximes when treated with hydroxylamine hydrochloride.<sup>49-52</sup>

The steric requirements for this transition state III were nicely demonstrated in the benzocycloalkanone oxime system.<sup>53</sup> The stereochemistry of XXX requires that the methylene group attached to the



phenyl group and the one attached to the azacyclopropene ring be in the planes of the respective rings, which in turn are perpendicular to each other. This requirement is fulfilled without straining the molecule only if  $n$  is eight or more in XXX.

The sequence of rate constants for the *anti* form of XXIX represented in the table on p. 12 indicates that the formation of an azacyclopropene ring system in the transition state (or transitory intermediate) appears to be correct.

The table also indicates the relative rates of aryl versus alkyl migration.

<sup>48</sup> Huisgen, Witte, and Jira, *Chem. Ber.* **90**, 1850 (1957).

<sup>49</sup> Kadesch, *J. Am. Chem. Soc.*, **66**, 1207 (1944).

<sup>50</sup> Feith and Davies, *Ber.*, **24**, 3546 (1891).

<sup>51</sup> Chichibabin, *Bull. soc. chim. France*, [4] **51**, 1436 (1932).

<sup>52</sup> Pearson and Greer, *J. Am. Chem. Soc.*, **77**, 6649 (1955).

<sup>53</sup> Huisgen, Witte, and Ugi, *Chem. Ber.*, **90**, 1844 (1957).

RATES OF REARRANGEMENT OF BENZCYCLOALKANONE OXIME PICRYL  
 ETHERS XXX IN 1,4-DICHLOROBUTANE<sup>53</sup>

Configuration	<i>n</i>	$k_1 \times 10^6 \text{ sec}^{-1}$ (at 70°)
<i>Anti</i>	5	Too slow to be measured
<i>Anti</i>	6	< 0.02
<i>Anti</i>	7	1,865
<i>Anti</i>	8	429,000
<i>Syn</i>	7	6.43
<i>Syn</i>	8	2.96

The *anti* form of XXIX, with  $n = 8$ , rearranges 140,000 times faster than the corresponding *syn* form. Contrariwise, the rate of rearrangement of acetophenone oxime picryl ether (aryl migration) is only 3.4 times faster than the rate of rearrangement of cyclopentadecanone oxime picryl ether (alkyl migration). Whereas, in acetophenone oxime, the oxime double bond is conjugated with the benzene ring, such an effect is much diminished in XXIX where  $n = 8$ . The system present in XXIX therefore appears to give a better picture of alkyl versus aryl migration than the acetophenone oxime system.<sup>53</sup> In almost all investigations reported in the literature, the rate-determining step is either I  $\rightarrow$  II or II  $\rightarrow$  III. Only in one case, the acetolysis of cyclopentanone oxime *p*-toluenesulfonate, did the rate-determining step appear to follow III. The slow step in this reaction appears to be the solvolysis of the ion pair III ( $\text{OH}_2 = \text{OTs}$ ).<sup>37</sup>

The reaction medium profoundly influences the products and the rate of rearrangement. A recent study of the products formed from a number of cyclohexanone oxime esters in aqueous solution shows that three classes of oxime esters yielding different products may be distinguished:<sup>54</sup>

(a) Oxime esters which hydrolyze in dilute acids or bases to regenerate the oxime and the acid. Esters of cyclohexanone oxime derived from acetic, butyric, oxalic, sulfuric, dithionic, and *o*-toluenesulfonic acids fall in this group.

(b) Oxime esters which in dilute acidic or basic solution generate undetermined peroxy compounds or perhaps nitrogen oxides. Cyclohexanone oxime benzoate and anhydride belong in this group.

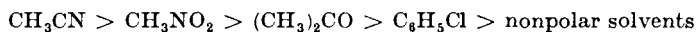
(c) Oxime esters which undergo the Beckmann rearrangement. Cyclohexanone oxime benzenesulfonate,  $\beta$ -naphthalenesulfonate, *p*-toluenesulfonate, and picryl ether are in this group. The rate of rearrangement in this group decreases in the following sequence:



<sup>54</sup> Csuros, Zech, Dely, and Zalay, *Acta Chim. Acad. Sci. Hung.*, **1**, 66 (1951) [*C.A.*, **46** 5003 (1952)].

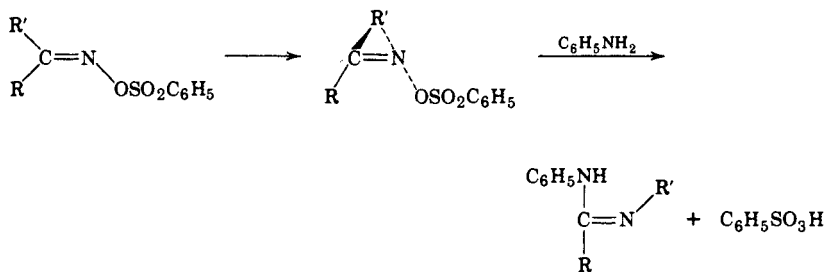
The yield of  $\epsilon$ -caprolactam produced from this group of esters was independent of the esterifying group. The same results were obtained in 10% aqueous sulfuric acid solution and 10% sodium hydroxide solution. The yields were in the range 75–80%.

The rate of rearrangement of picryl ethers of benzophenone oxime in various solvents decreases in the following order:<sup>31, 32</sup>



Therefore the rate of rearrangement is roughly proportional to the dielectric constant of the solvent. Since the rate-determining step in the rearrangement of an oxime picrate involves the partial ionization of the nitrogen-oxygen bond of the oxime,<sup>16</sup> it is probably the ionizing power of the solvent rather than the dielectric constant which determines the rate of rearrangement. Similarly, the rate of rearrangement of cyclohexanone oxime with sulfur trioxide is faster in sulfuric acid<sup>55</sup> than in nonpolar solvents such as carbon disulfide or chlorinated hydrocarbons.<sup>56, 57</sup>

Solvents of high nucleophilic power, such as water, amines, or alcohols, both increase the rate of rearrangement and compete for the imine intermediate.<sup>13, 36</sup> The second effect arrests the reaction at the imine stage as indicated by the following equations.<sup>58</sup>



The ability of the solvent to interact with the intermediate probably increases with the nucleophilic power of the solvent.<sup>36, 58</sup> Solvolysis of ketoxime sulfonates is used extensively as a preparative method for imines.<sup>13</sup> Furthermore, several other reactions may be promoted selectively by different solvents. Cyclohexanone oxime sulfonate is probably an intermediate formed in the rearrangement of cyclohexanone

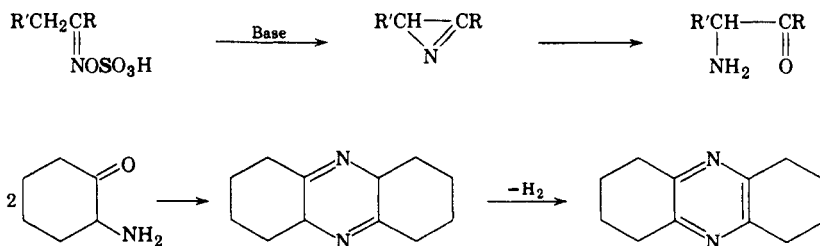
<sup>55</sup> Giltges and Welz (to Farbenfabriken Baeyer), Ger. pat. appl. F 11,979 (1954).

<sup>56</sup> Wichterle (Chemické Zavody), U.S. pat. 2,573,374 (1951) [*C.A.*, **46**, 7585 (1952)].

<sup>57</sup> Blaser and Tischberek (to Henkel and Cie G.m.b.H.), Ger. pat. appl. H 9,285 and H 8,640 (1951).

<sup>58</sup> Atherton, Morrison, Cremlyn, Kenner, Todd, and Webb, *Chem. & Ind. (London)*, **1955**, 1183.

oxime in sulfuric acid.<sup>24</sup> When cyclohexanone oxime was rearranged in sulfuric acid, a trace ( $1 \times 10^{-4}$  mole) of octahydrophenazine was formed.<sup>59</sup> Rearrangement of cyclohexanone oxime sulfonate in aqueous dioxane increased the yield of octahydrophenazine to 7%.<sup>60</sup> Perhaps the formation of octahydrophenazine proceeds in a manner analogous to the Neber rearrangement.<sup>61</sup> Similarly, a trace of aniline, 0.1 mole per cent, was



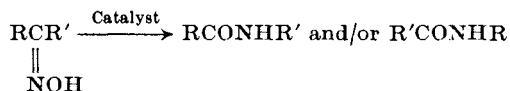
isolated from the Beckmann rearrangement of the same oxime in concentrated sulfuric acid,<sup>59</sup> the source possibly being a little-understood aromatization reaction of cyclic ketoximes.<sup>62, 63</sup>

### SCOPE AND LIMITATIONS

Under the proper conditions, most oximes will undergo the normal Beckmann rearrangement to yield an amide or a mixture of amides. The generality of the reaction makes it difficult to consider the scope and limitations other than by noting specific instances where the normal products were not obtained or where oximes were rearranged under unusual conditions.

### Aliphatic Ketoximes

The Beckmann rearrangement has been applied to a wide variety of aliphatic ketoximes employing many different acidic materials as catalysts.



where catalyst =  $\text{PCl}_5$ ;<sup>64</sup> R =  $\text{CH}_3$ , R' =  $n\text{-C}_3\text{H}_7$ ,  $n\text{-C}_4\text{H}_9$ ,  $n\text{-C}_6\text{H}_{11}$ ,  $n\text{-C}_8\text{H}_{15}$ ; R =  $n\text{-C}_4\text{H}_9$ , R' =  $n\text{-C}_6\text{H}_{13}$ ; R =  $\text{C}_2\text{H}_5$ , R' =  $n\text{-C}_3\text{H}_7$ . Yields range from 70 to 84%.

where catalyst =  $\text{H}_2\text{SO}_4$ ;<sup>64, 65</sup> R =  $\text{CH}_3$ , R' =  $\text{CH}_3$ ,  $n\text{-C}_3\text{H}_7$ ,  $n\text{-C}_6\text{H}_{13}$ ; R =  $\text{C}_2\text{H}_5$ , R' =  $n\text{-C}_3\text{H}_7$ . Yields range from 85 to 100%.

where catalyst =  $\text{BF}_3$ ;<sup>19</sup> R =  $\text{CH}_3$ , R' =  $\text{C}_6\text{H}_5\text{CH}_2$ . Yield is  $\approx 50\%$ .

<sup>59</sup> Schaffler and Ziegenbein, *Chem. Ber.*, **88**, 767 (1955).

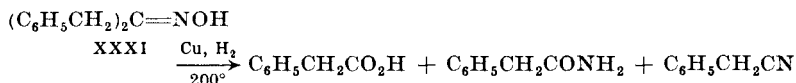
<sup>60</sup> Smith, *J. Am. Chem. Soc.*, **70**, 323 (1948).

<sup>61</sup> Hatch and Cram, *J. Am. Chem. Soc.*, **75**, 38 (1953).

<sup>62</sup> Beringer and Ugelow, *J. Am. Chem. Soc.*, **75**, 2635 (1953).

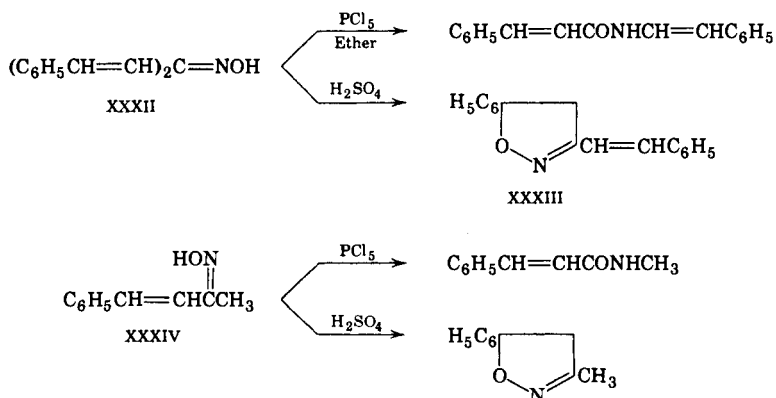
<sup>63</sup> Horning, *Chem. Revs.*, **33**, 89 (1943).

One of the more unusual catalysts is metallic copper. Products that result from the rearrangement of dibenzyl ketoxime (XXXI) followed by reduction, dehydration, and/or hydrolysis of the rearrangement products were formed when the gaseous oxime was passed over copper at 200° in the presence of hydrogen.<sup>66,67</sup> When acetoxime was subjected to the



same conditions, only reduction and hydrolysis of the oxime occurred.<sup>66</sup> An attempted rearrangement of the cuprous chloride complex of acetoxime gave inconclusive results.<sup>68</sup>

Catalysis of the rearrangement is often quite specific. Phosphorus pentachloride rearranges dibenzalacetone oxime (XXXII) to N-styrylcinnamamide, but concentrated sulfuric acid causes cyclization to the



isoxazoline XXXIII.<sup>69</sup> *syn*-Benzalacetone oxime (XXXIV) behaves similarly under identical conditions. This behavior is fairly general for oximes of  $\alpha,\beta$ -unsaturated ketones.<sup>69, 70</sup>

Many abnormal products of the Beckmann rearrangement arise from dehydration or analogous reactions. Ethyl  $\alpha,\alpha$ -dibenzylacetoacetate oxime loses a molecule of ethanol to yield the isoxazolone (XXXV).<sup>71</sup>

<sup>64</sup> McLaren and Schachat, *J. Org. Chem.*, **14**, 254 (1949).

<sup>65</sup> Wallach, *Ann.* **312**, 171 (1900).

<sup>66</sup> Yamaguchi, *Bull. Chem. Soc. Japan*, **1**, 35 (1926) [*C.A.*, **21**, 75 (1927)].

<sup>67</sup> Yamaguchi, *Bull. Chem. Soc. Japan*, **1**, 54 (1926) [*C.A.*, **21**, 75 (1927)].

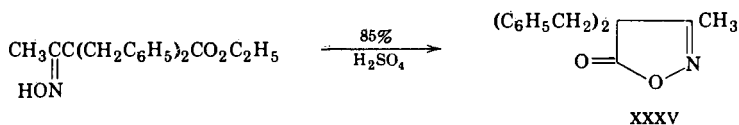
<sup>68</sup> Comstock, *Am. Chem. J.*, **19**, 484 (1897).

<sup>69</sup> von Auwers and Brink, *J. prakt. Chem.*, [2] **133**, 154 (1932).

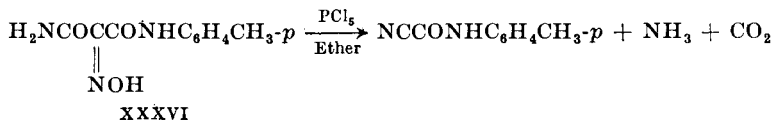
<sup>70</sup> Blatt and Stone, *J. Am. Chem. Soc.*, **53**, 1133, 4134 (1931).

<sup>71</sup> Felkin, *Compt. rend.*, **227**, 510 (1948).

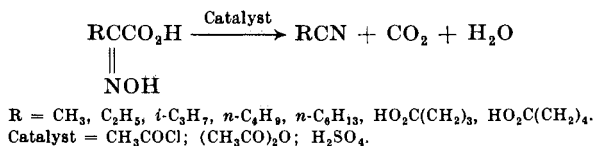




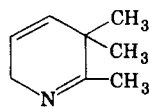
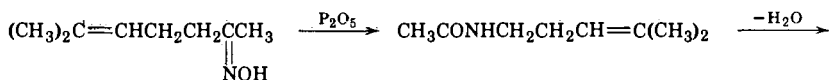
The oxime of *N-p*-tolylmesoxalamide (XXXVI) gives *N-p*-tolylcyanoformamide when treated with phosphorus pentachloride.<sup>72</sup>



Oximes of  $\alpha$ -keto acids decarboxylate and dehydrate successively to form nitriles<sup>73, 74</sup> as shown in the following equation:



6-Methyl-5-hepten-2-one oxime yields the dihydropyridine XXXVII when treated with phosphorus pentoxide.<sup>75</sup> Similarly, oximes (XXXVIII,



XXXVII

XXXIX, XLI) containing an aryl group on the carbon atom  $\beta$  to the oximino group yield isoquinoline derivatives when treated with phosphorus pentoxide or phosphorus pentachloride.<sup>76-78</sup>

<sup>72</sup> Plowman and Whitley, *J. Chem. Soc.*, **125**, 587 (1924).

<sup>73</sup> Dieckmann, *Ber.*, **33**, 579 (1900).

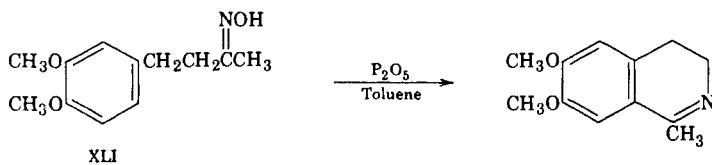
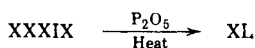
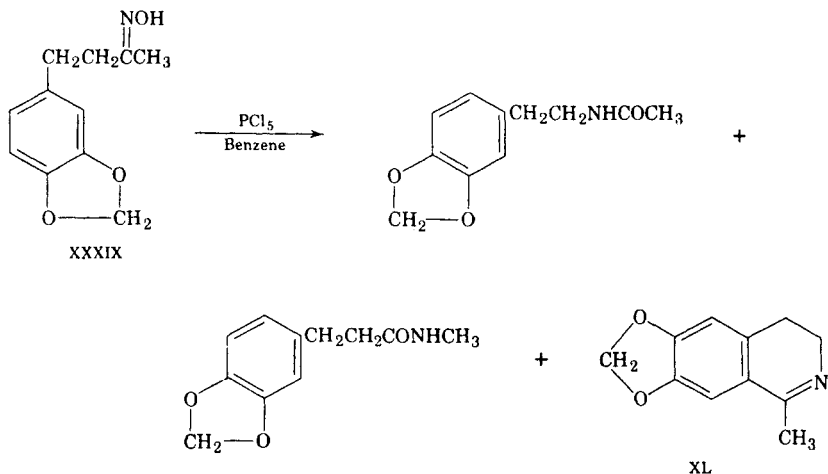
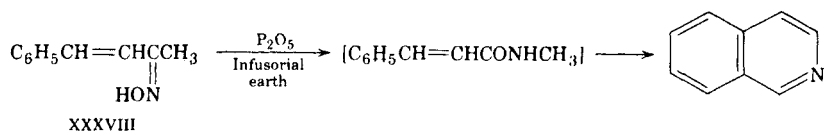
<sup>74</sup> Locquin, *Bull. soc. chim. France*, [3] **31**, 1068 (1904).

<sup>75</sup> Wallach, *Ann.*, **319**, 77 (1901).

<sup>76</sup> Goldschmidt, *Ber.*, **28**, 818 (1895).

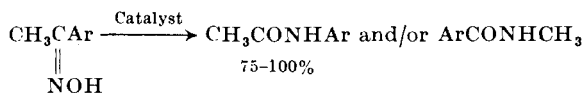
<sup>77</sup> Kaufmann and Rodsevic, *Ber.*, **49**, 675 (1916).

<sup>78</sup> Whaley and Govindachari, in Adams, *Organic Reactions*, Vol. VI, p. 77, John Wiley & Sons, New York, 1951.



### Aliphatic Aromatic Ketoximes

The Beckmann rearrangement of acetophenone and related oximes has been studied extensively. The rearrangement products formed from this type of oxime are anilides, benzamides, or mixtures of the two. The anilide is the product isolated in most of the recorded reactions. The

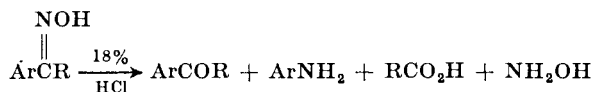


Catalyst = HF, BF<sub>3</sub>, CH<sub>3</sub>COCl, SOCl<sub>2</sub>, CF<sub>3</sub>CO<sub>2</sub>H, PCl<sub>5</sub>, C<sub>6</sub>H<sub>5</sub>SO<sub>2</sub>Cl, H<sub>2</sub>SO<sub>4</sub>.  
 Ar = C<sub>6</sub>H<sub>5</sub>, *p*-CH<sub>3</sub>OC<sub>6</sub>H<sub>4</sub>, *o*-CH<sub>3</sub>C<sub>6</sub>H<sub>4</sub>, *p*-CH<sub>3</sub>C<sub>6</sub>H<sub>4</sub>, mesityl, 2-naphthyl, *p*-xenyl.

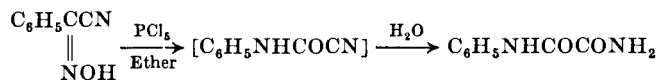




When dilute hydrochloric acid is used as a catalyst for rearrangement, hydrolysis to the parent ketone is the principal reaction.<sup>91</sup>



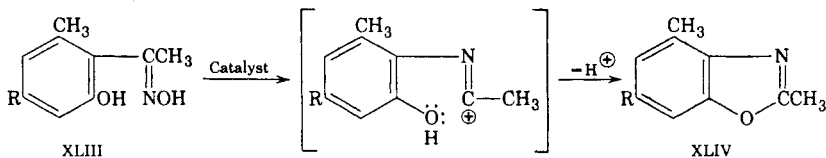
Another hydrolysis reaction which has been observed is the formation of N-phenyloxalamide (XLII) by treatment of benzoyl cyanide oxime with phosphorus pentachloride.<sup>92</sup> Other catalysts gave no reaction.



XLII

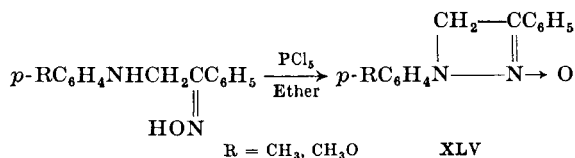
The *o*- and *p*-chlorobenzoyl cyanide oximes failed to rearrange.

Oximes of *o*-hydroxyacetophenones (XLIII) yield benzoxazoles (XLIV) when subjected to the conditions of the Beckmann rearrangement.<sup>8, 91</sup>

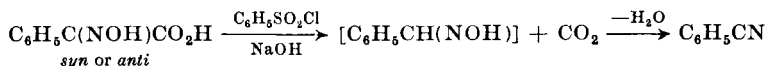


Catalyst = Beckmann's mixture,  $\text{PCl}_5$ ,  $\text{KHSO}_4$ .  $\text{R} = \text{CH}_3$  or  $\text{H}$ .

The hydrochlorides of the same oximes rearrange to benzoxazoles on heating. Another unusual reaction was disclosed by Busch and his co-workers who tentatively formulated the structure of the uncharacterized product XLV as an "anhydrooxime."<sup>93, 94</sup>



Both the *syn*- and *anti*-oximes of benzoylformic acid undergo successive decarboxylation and dehydration to yield nitriles when treated with benzenesulfonyl chloride in sodium hydroxide.<sup>95</sup>



<sup>91</sup> von Auwers, Lechner, and Bundesman, *Ber.*, **58**, 36 (1925).

<sup>92</sup> Zimmermann, *J. prakt. Chem.*, [2] **66**, 353 (1902).

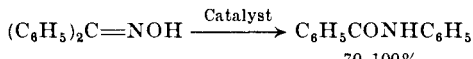
<sup>93</sup> Busch, Stratz, Unger, Reichald, and Eckhardt, *J. prakt. Chem.*, [2] **150**, 1 (1937).

<sup>94</sup> Busch and Kammerer, *Ber.*, **63**, 649 (1930).

<sup>95</sup> Werner and Piguët, *Ber.*, **37**, 4295 (1904).

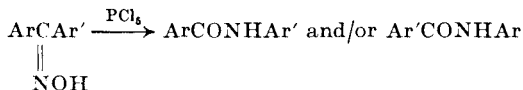
## Diaryl Ketoximes

In general, diaryl ketoximes can be rearranged easily with the common catalysts to yield an amide or mixture of amides.<sup>8, 79, 96-105</sup>



70-100%

Catalyst = HF, HCl, HBr,  $\text{H}_3\text{PO}_4$ - $\text{P}_2\text{O}_5$ ,  $\text{PCl}_5$ ,  $\text{CH}_3\text{COCl}$ .

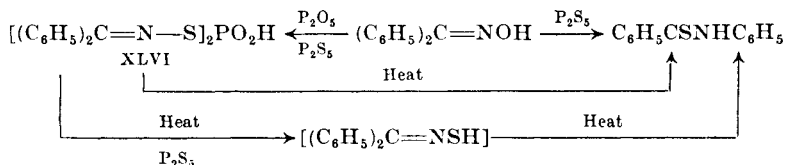


Ar =  $\text{C}_6\text{H}_5$ .

Ar' = *p*- $\text{ClC}_6\text{H}_4$ , *o*- $\text{BrC}_6\text{H}_4$ , *p*- $\text{NO}_2\text{C}_6\text{H}_4$ , *o*- $\text{HOC}_6\text{H}_4$ , *p*- $\text{CH}_3\text{OC}_6\text{H}_4$ , *o*- $\text{H}_2\text{NC}_6\text{H}_4$ , *p*- $\text{CH}_3\text{C}_6\text{H}_4$ , *p*- $\text{C}_6\text{H}_4\text{C}_6\text{H}_4$ , 1-phenanthryl.

A number of unusual catalysts have been employed in the rearrangement of diaryl ketoximes; for example, benzophenone oxime was converted to benzanilide by the chlorides of K, Mg, Li, Hg, Fe(III), and Al, though their sulfates, hydroxides, and oxides were ineffective.<sup>99</sup> Chloral will rearrange benzophenone oxime hydrochloride to benzanilide.<sup>106</sup>

Thiobenzanilide was obtained from benzophenone oxime, phosphorus pentasulfide being used as a rearrangement catalyst.<sup>107, 108</sup> When a mixture of phosphorus pentasulfide and phosphorus pentoxide was employed, the intermediate XLVI was isolated.<sup>107, 108</sup>



<sup>96</sup> Bachmann and Boatner, *J. Am. Chem. Soc.*, **58**, 2097 (1936).

<sup>97</sup> Hantzsch, *Ber.*, **24**, 13 (1891).

<sup>98</sup> Meisenheimer and Kappler, *Ann.*, **539**, 99 (1939).

<sup>99</sup> Beckmann and Bark, *J. prakt. Chem.*, [2] **105**, 327 (1923).

<sup>100</sup> Beckmann, *Ber.*, **20**, 2580 (1887).

<sup>101</sup> Meisenheimer and Meis, *Ber.*, **57**, 289 (1924).

<sup>102</sup> Lehmann, *Angew. Chem.*, **36**, 360 (1923).

<sup>103</sup> Kardos, *Ber.*, **46**, 2086 (1913).

<sup>104</sup> Simons, Archer, and Randall, *J. Am. Chem. Soc.*, **62**, 485 (1940).

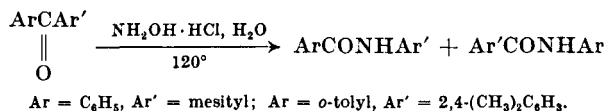
<sup>105</sup> Kuhara and Kainosho, *Mem. Coll. Sci., Kyoto Imp. Univ.*, **1906-1907**, 254 [*C.A.*, **1**, 2882 (1907)].

<sup>106</sup> Kuhara, Agatsuma, and Araki, *Mem. Coll. Sci., Kyoto Imp. Univ.*, **3**, No. 1, 1 (1917) [*C.A.*, **13**, 119 (1919)].

<sup>107</sup> Dodge, *Ann.*, **264**, 184 (1891); Ciusa, *Atti reale accad. Lincei*, [5] **15**, **II**, 379 (1906) (*Chem. Zentr.*, **1907**, **1**, 28).

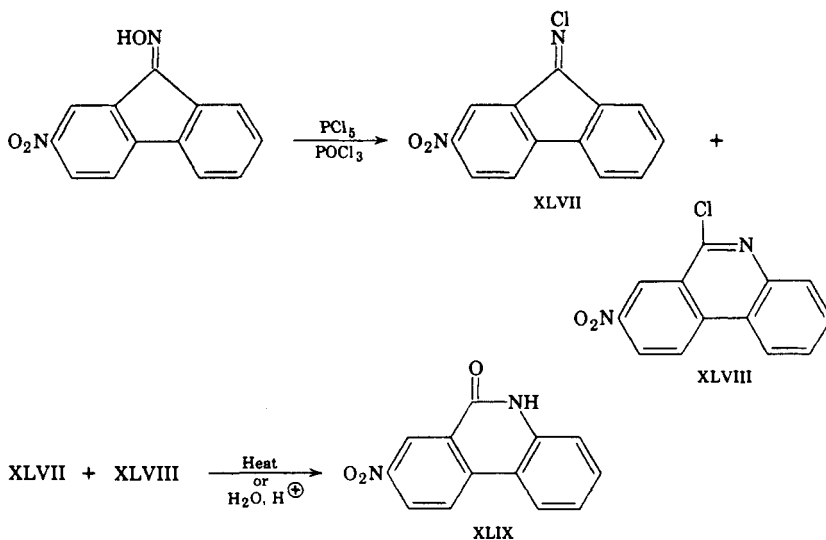
<sup>108</sup> Kuhara and Kashima, *Mem. Coll. Sci., Kyoto Imp. Univ.*, **4**, 69 (1919) [*C.A.*, **15**, 69 (1921)].

Spontaneous formation of the amides obtainable by rearrangement of the oximes of 2,2',4'-trimethylbenzophenone oxime and 2,4,6-trimethylbenzophenone oxime was observed when the parent ketones were heated with an aqueous solution of hydroxylamine hydrochloride.<sup>7</sup> The previously cited explanations (p. 11) for similar phenomena also may



apply here.<sup>52</sup> 4,4'-Bis(dimethylamino)benzophenone (Michler's ketone) also undergoes spontaneous rearrangement when treated with hydroxylamine hydrochloride.<sup>109</sup>

The aromatic ketoximes sometimes yield products resulting from the reaction of the catalyst with the oxime or amide. For example, acetanilide was isolated from the rearrangement of benzophenone oxime with acetic anhydride.<sup>100</sup> The chlorine-containing products XLVII and, perhaps, XLVIII have been isolated from the rearrangement of 2-nitrofluorenone oxime with phosphorus pentachloride.<sup>110</sup> On further reaction both XLVII and XLVIII gave only the phenanthridone XLIX. More recent work has indicated that both XLVIII and its isomer L can be isolated



<sup>109</sup> Morin, Warner, and Poirier, *J. Org. Chem.*, **21**, 616 (1956).

<sup>110</sup> Moore and Huntress, *J. Am. Chem. Soc.*, **49**, 2618 (1927).

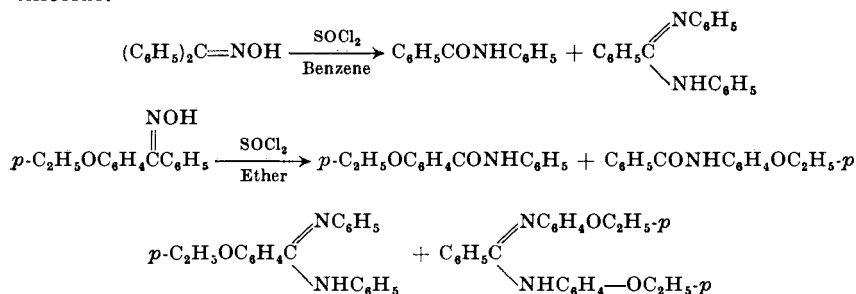




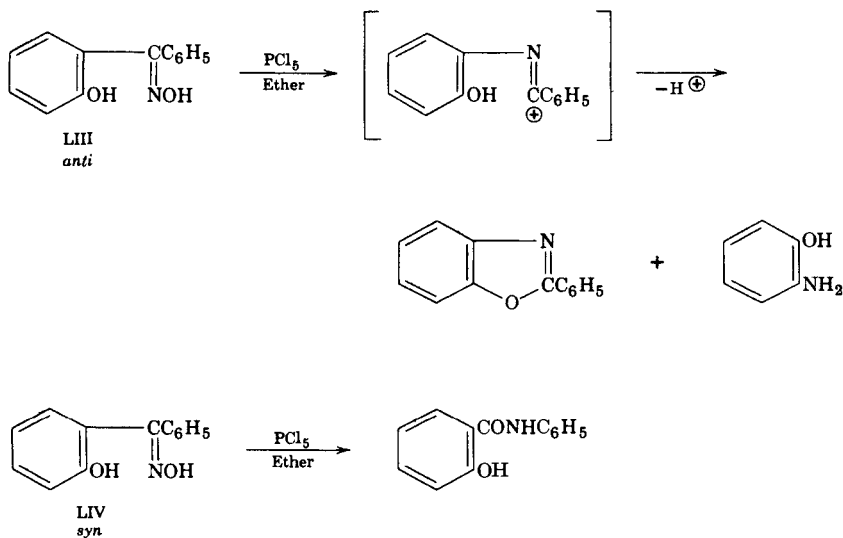
Some of the products obtained from the reaction of Grignard reagents with oximes may have been formed as the result of a Beckmann rearrangement.<sup>112, 113</sup>



Amidines occur as by-products of the rearrangement of diaryl ketoximes.<sup>80</sup> Benzophenone oxime and *p*-ethoxybenzophenone oxime both yielded amidines as well as amides when treated with thionyl chloride.



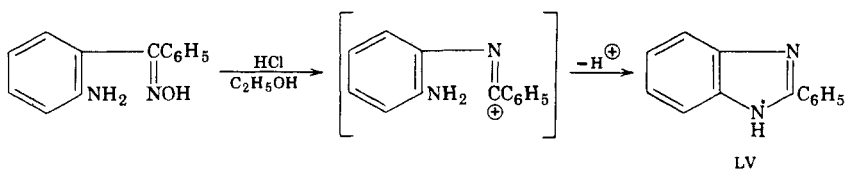
*anti*-2-Hydroxybenzophenone oxime (LIII) yielded 2-phenylbenzoxazole, possibly due to dehydration of the amide formed by the rearrangement.<sup>114</sup> The *syn*-oxime (LIV) yielded the anilide of salicylic acid. In



<sup>112</sup> Grammaticakis, *Compt. rend.*, **210**, 716 (1940).

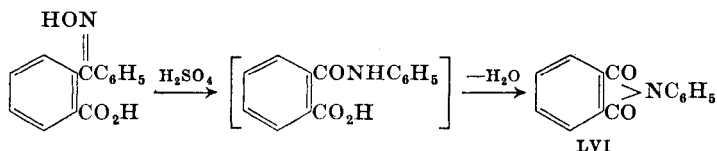
<sup>113</sup> Hoch, *Compt. rend.*, **203**, 799 (1936).

<sup>114</sup> Kohler and Bruce, *J. Am. Chem. Soc.*, **53**, 1569 (1931).

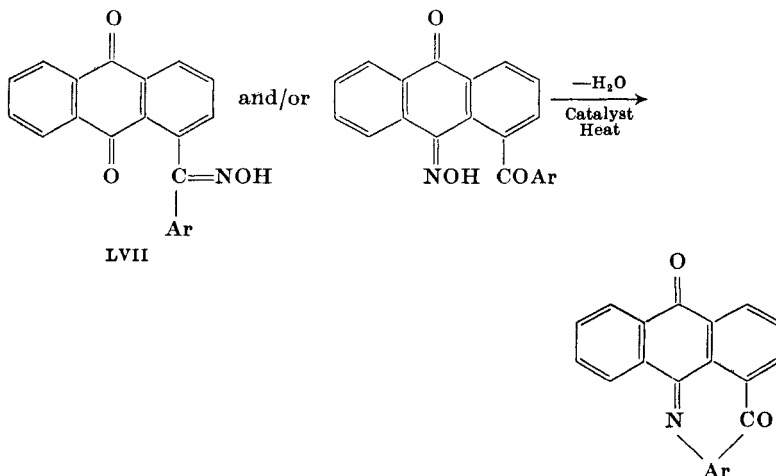


an analogous reaction, 2-phenylbenzimidazole (LV) was obtained from 2-aminobenzophenone oxime.<sup>115</sup> The formation of benzoxazoles or benzimidazoles from *anti*-2-hydroxy or 2-amino aryl ketoximes, respectively, is a general reaction;<sup>116</sup> a rationalization of the reaction has been suggested. The *syn*-oximes give the normal rearrangement products.<sup>114</sup>

Phthalanilide (LVI) can be prepared from 2-carboxybenzophenone oxime.<sup>101</sup>



Under the conditions of the Beckmann rearrangement, oximes of 1-aroylantraquinones (LVII) yield *peri*-benzoylene-9-morphan-9-ridones.<sup>117-119</sup>



Ar = C<sub>6</sub>H<sub>5</sub>, *p*-CH<sub>3</sub>C<sub>6</sub>H<sub>4</sub>, 2,4- and 2,5-(CH<sub>3</sub>)<sub>2</sub>C<sub>6</sub>H<sub>3</sub>, 2,4,6-(CH<sub>3</sub>)<sub>3</sub>C<sub>6</sub>H<sub>2</sub>.  
Catalyst = H<sub>2</sub>SO<sub>4</sub>, CH<sub>3</sub>CO<sub>2</sub>H, KI, HCl.

<sup>115</sup> von Auwers and Jordan, *Ber.*, **57**, 800 (1924).

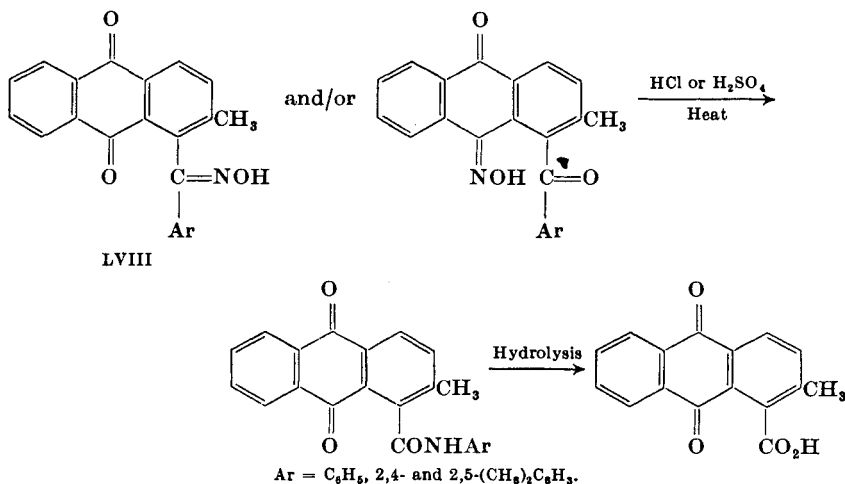
<sup>116</sup> Blatt, *J. Org. Chem.*, **20**, 591 (1955).

<sup>117</sup> Scholl, Semp, and Stix, *Ber.*, **64**, 71 (1931).

<sup>118</sup> Scholl, Stephani, and Stix, *Ber.*, **64**, 315 (1931).

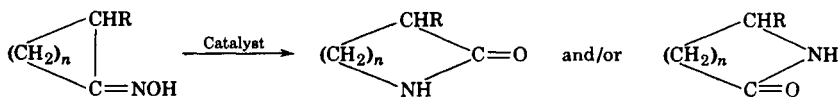
<sup>119</sup> Scholl, Mueller, and Donat, *Ber.*, **64**, 639 (1931).

The Beckmann rearrangement of certain 2-methyl-1-aroylanthraquinones (LVIII) yields 1-carboxy-2-methylanthraquinone carboxylic acids rather than *peri*-benzoylene-9-morphanthridones.

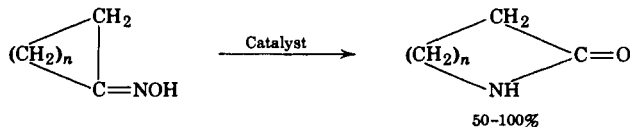


### Alicyclic Ketoximes

Alicyclic ketoximes rearrange to yield lactams.



The reaction is very general for rings of all sizes.<sup>57, 82, 83, 120-129</sup>



Where  $n = 3$ , catalyst = HF, H<sub>2</sub>SO<sub>4</sub>, H<sub>3</sub>PO<sub>4</sub>-P<sub>2</sub>O<sub>5</sub>.

Where  $n = 4$ , catalyst = HF, H<sub>2</sub>SO<sub>4</sub>, NaHSO<sub>4</sub>, CF<sub>3</sub>CO<sub>2</sub>H, SO<sub>3</sub>, SOCl<sub>2</sub>.

Where  $n = 5$ , catalyst = HF, H<sub>3</sub>PO<sub>4</sub>, SO<sub>3</sub>.

Where  $n = 6$ , catalyst = H<sub>2</sub>SO<sub>4</sub>.

Where  $n = 13$ , catalyst = H<sub>2</sub>SO<sub>4</sub>.

<sup>120</sup> (To I. G. Farben), Ger. pat. appl., I 63,377 (1938).

<sup>121</sup> Novotny, U.S. pat. 2,579,851 (1951).

<sup>122</sup> Ruzicka, Goldberg, Hurbin, and Boeckenoogen, *Helv. Chim. Acta*, **16**, 1323 (1933).

<sup>123-129</sup> (See p. 27.)

The rearrangement of cyclohexanone oxime to  $\epsilon$ -caprolactam, which is typical of the entire alicyclic series, has been studied in great detail and thus serves as a very broad standard of comparison for the other alicyclic ketoximes.

Cyclohexanone oxime rearranges to  $\epsilon$ -caprolactam under almost any conditions known to effect the Beckmann transformation. The most common catalyst is sulfuric acid, but the use of this reagent is subject to certain difficulties. The yield of  $\epsilon$ -caprolactam at a given temperature is dependent upon the strength of the acid employed.<sup>130</sup> At 100°, 97.5% acid gave an 83.4% yield of the lactam. The yield of the lactam gradually diminished to 64.5% as the acid strength was lowered to 85%. The loss of product was accounted for by hydrolysis of the oxime to cyclohexanone. Silicon dioxide was present in the reaction mixture as an accelerator and to absorb water.

The temperature at which the rearrangement is carried out is also important. With 80–85% sulfuric acid as a catalyst the yield of  $\epsilon$ -caprolactam was 75% at 120°, 95% at 140°, and 85% at 160°. <sup>131</sup> The temperature of the usually highly exothermic reaction can be easily controlled by using the proper solvent,<sup>56, 57, 120, 132–140</sup> additives,<sup>139–141</sup> or equipment.<sup>141–145</sup>

<sup>123</sup> Horning and Stromberg, *J. Am. Chem. Soc.*, **74**, 2680 (1952).

<sup>124</sup> (To Maatschappij voor Kolenbewerking), Brit. pat. 719,109 (1954) [*C.A.*, **49**, 5043 (1955)].

<sup>125</sup> Stickdorn (to Deutsche Hydrierwerke G.m.b.H.), Ger. pat. 920,072 (1954).

<sup>126</sup> Hudlicky, *Chem. Listy*, **46**, 92 (1946) [*C.A.*, **47**, 8013 (1953)].

<sup>127</sup> (To Deutsche Hydrierwerke Aktiengesellschaft), Fr. pat. 892,603 (1944).

<sup>128</sup> Runge and Maas, *Chem. Tech. (Berlin)*, **5**, 421 (1953) [*C.A.*, **49**, 3845 (1955)].

<sup>129</sup> Kipping, *J. Chem. Soc.*, **65**, 490 (1894).

<sup>130</sup> Hajime, Tatsuo, and Nakamura (to Dai-Nippon Celluloide), Jap. pat. 157,331 (1943).

<sup>131</sup> (To Zellwolle and Kunstseide-Ring G.m.b.H.), Ger. pat. appl. Z 1,391 (1942).

<sup>132</sup> (To Société des Usines Chimiques Rhône-Poulenc), Brit. pat. 594,263 (1947) [*C.A.*, **42**, 2268 (1948)].

<sup>133</sup> (To Deutsche Hydrierwerke A. G.), Fr. pat. 894,102 (1944).

<sup>134</sup> (To Phrix-Werke A. G.), Fr. pat. 903,790 (1945).

<sup>135</sup> (To Deutsche Hydrierwerke A. G.), Ger. pat. 875,811 (1953).

<sup>136</sup> Welz (to Farbenfabriken Baeyer), Ger. pat. appl. F 7,449 (1951).

<sup>137</sup> (To Deutsche Hydrierwerke), Ger. pat. appl. D 4,334 (1952).

<sup>138</sup> Moncrieff and Young (to Brit. Celanese Ltd.), U.S. pat. 2,423,200 (1947) [*C.A.*, **41**, 6577 (1947)].

<sup>139</sup> Lincoln and Cohn (to Brit. Celanese Ltd.), U.S. pat. 2,723,266 (1955) [*C.A.*, **50**, 15580 (1956)].

<sup>140</sup> (To Deutsche Hydrierwerke A. G.), Ger. pat. 859,167 (1952).

<sup>141</sup> Johnson and MacCormack (to du Pont), U.S. pat. 2,487,246 (1949) [*C.A.*, **44**, 2016 (1950)].

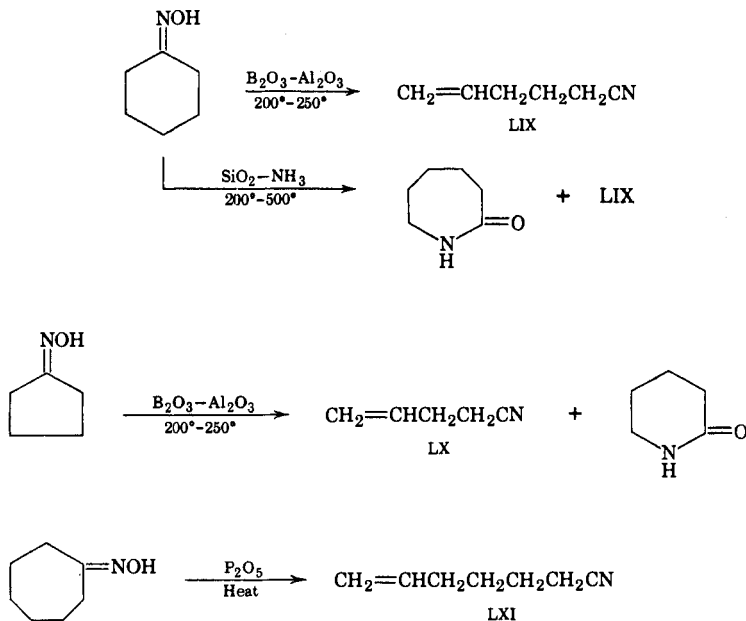
<sup>142</sup> (To Bata A. G.), Fr. pat. 896,244 (1945).

<sup>143</sup> (To Bata A. G.), Fr. pat. 900,577 (1945).

<sup>144</sup> Klar and Hilgetag (to I. G. Farbenind.), Ger. pat. 735,727 (1943) [*C.A.*, **38**, 2663 (1944)].

<sup>145</sup> (To Thuringische Zellwolle), Ger. pat. appl. T 4,820 (1941).

Under certain conditions, cyclohexanone oxime yields the cleavage product 5-cyano-1-pentene (LIX).<sup>146-148</sup> Five- and seven-membered ring ketoximes also yield related nitriles (LX, LXI) under similar conditions.<sup>146-148</sup>



Certain spirane oximes (LXII, LXIII) yield unusual products when treated with polyphosphoric acid or thionyl chloride.<sup>149</sup> Similarly, camphor oxime (LXIV) and  $\beta$ -pericyclocamphenone oxime form nitriles when treated with catalysts known to cause the Beckmann rearrangement.<sup>150, 151</sup> These reactions are analogous to those described earlier on p. 19.<sup>90</sup> The formation of  $\omega$ -olefinic nitriles and other cleavage products from alicyclic ketoximes is known.<sup>147, 140-155</sup> Under the conditions used to prepare the  $\omega$ -olefinic nitriles (LIX-LXI), aromatic compounds

<sup>146</sup> Lazier and Rigby (to du Pont), U.S. pat. 2,234,566 (1941) [C.A., **35**, 3650 (1941)].

<sup>147</sup> Wallach, *Ann.*, **309**, 1 (1889).

<sup>148</sup> Davydoff, *Chem. Tech. (Berlin)*, **7**, 647 (1955) [C.A., **50**, 10678 (1956)].

<sup>149</sup> Hill and Conley, *Chem. & Ind. (London)*, **1956**, 1314.

<sup>150</sup> Borsche and Sander, *Ber.*, **48**, 117 (1915).

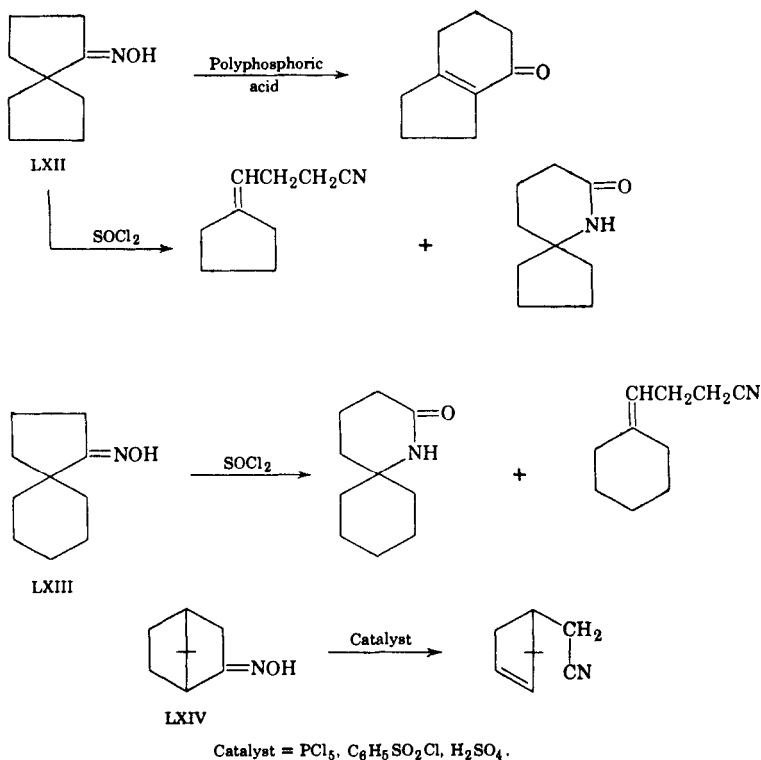
<sup>151</sup> Bredt and Holz, *J. prakt. Chem.*, [2] **95**, 133 (1917).

<sup>152</sup> Lyle, Fielding, Cauquil, and Rouzand, *J. Org. Chem.*, **20**, 623 (1955).

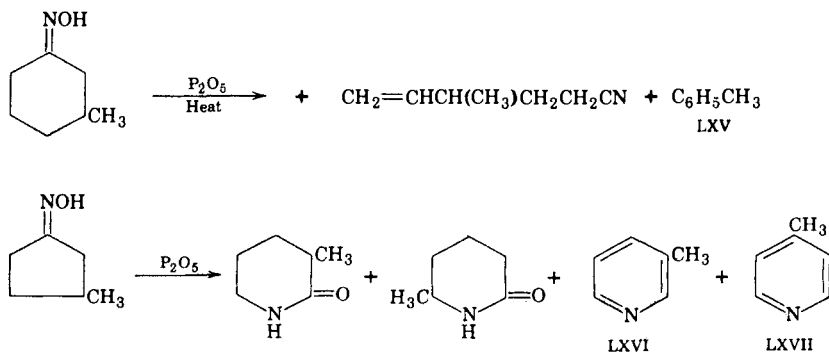
<sup>153</sup> Wallach and Kempe, *Ann.*, **329**, 82 (1903).

<sup>154</sup> Meisenheimer and Theilacker, *Ann.*, **493**, 33 (1932).

<sup>155</sup> Rupe and Splittgerber, *Ber.*, **40**, 4313 (1907).

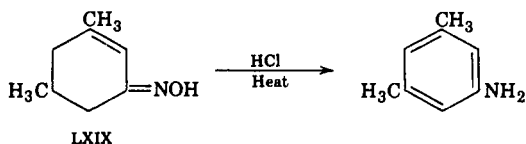
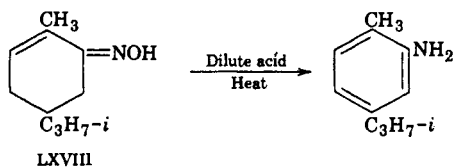


(LXV–LXVII) are also formed.<sup>65, 147, 156, 157</sup> Other examples of aromatization are known.<sup>59, 65, 147, 156, 157</sup> They are illustrated by the following equations.



<sup>156</sup> Wolff, *Ann.*, **322**, 351 (1902).

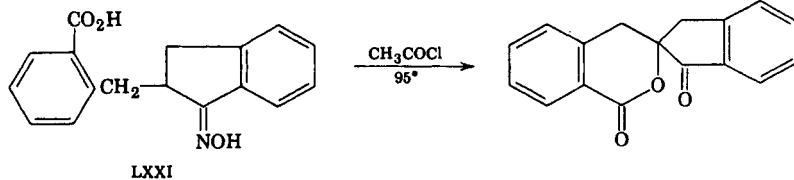
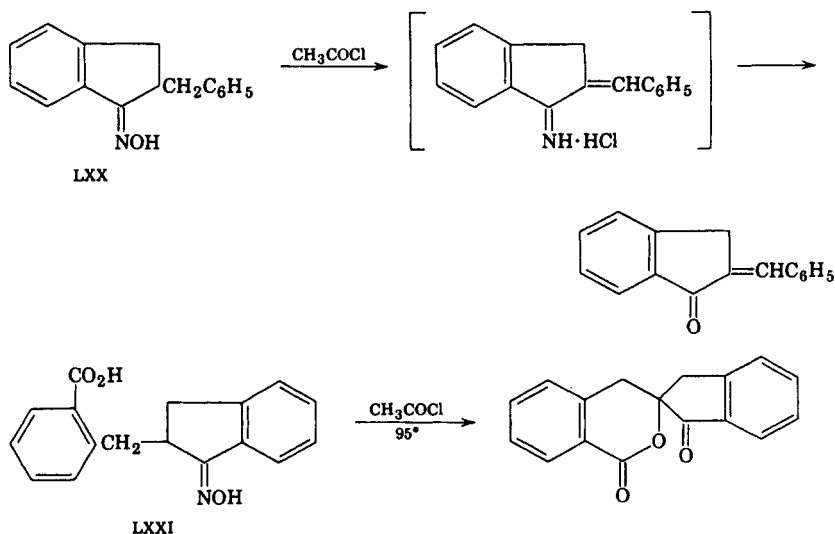
<sup>157</sup> Wallach, *Ann.*, **346**, 266 (1906).



The aromatization of cyclohexenone oximes (LXVIII, LXIX) is a general reaction.<sup>158-161</sup>

Cyclohexanone oxime forms octahydrophenazine and aniline in small amounts under the conditions of the Beckmann transformation.<sup>59</sup>

The two hydrindone oximes, LXX, and LXXI, yield unusual products when treated with acetyl chloride.<sup>162</sup>



<sup>158</sup> Schroeter, Gluschke, Gotsky, Huang, Irmisch, Laves, Schrader, and Stier, *Ber.*, **63**, 1308 (1930).

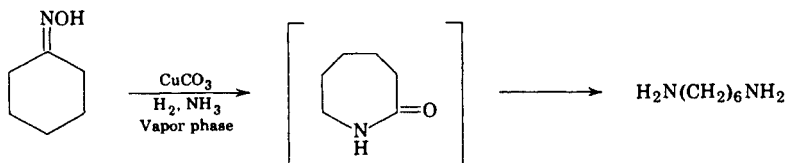
<sup>159</sup> Hardy, Ward, and Day, *J. Chem. Soc.*, **1956**, 1979.

<sup>160</sup> Bhatt, *Experientia*, **13**, 70 (1957) [*C.A.*, **51**, 17857 (1957)].

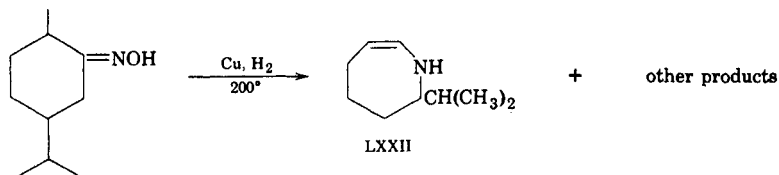
<sup>161</sup> Vanags and Vitols, *J. Gen. Chem. U.S.S.R.*, **25**, 1953 (1955) [*C.A.*, **50**, 8644 (1956)].

<sup>162</sup> Leuchs and Raueh, *Ber.*, **48** 1531 (1915).

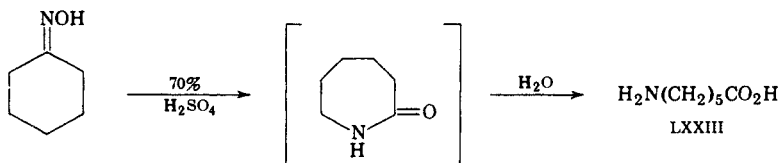
Cyclohexanone oxime can be rearranged to  $\epsilon$ -caprolactam in the vapor phase in the presence of dehydration catalysts.<sup>163, 164</sup> Cyclohexanone oxime can also be converted to hexamethylene diamine in the vapor phase.<sup>165</sup>



In a somewhat similar fashion, 1-menthone oxime yields small amounts of the azacycloheptene LXXII.<sup>166</sup>



$\epsilon$ -Aminocaproic acid (LXXIII) can be prepared directly from cyclohexanone oxime by refluxing with 70% sulfuric acid.<sup>120</sup>



Simultaneous oximation of cyclohexanone and rearrangement of the oxime formed *in situ* has been accomplished with the use of hydroxylamine and sulfuric acid,<sup>121, 167, 168</sup> and by employing primary nitroparaffin as a source of hydroxylamine.<sup>169</sup>  $\delta$ -Valerolactam can be prepared from cyclopentanone under the same conditions.<sup>168</sup>

<sup>163</sup> (To I. G. Farbenind.), Fr. pat. 895,509 (1945).

<sup>164</sup> Hopff and Drossbach (to I. G. Farbenind.), Ger. pat. 752,574 (1944).

<sup>165</sup> (To I. G. Farbenind. A. G.), Fr. pat. 896,330 (1945).

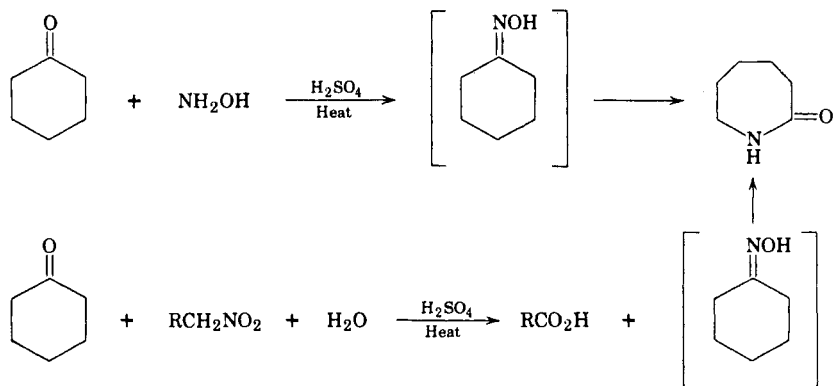
<sup>166</sup> Komatsu and Kurata, *Mem. Coll. Sci., Kyoto Imp. Univ.*, **7**, 151 (1924) [*C.A.*, **18**, 2149 (1924)].

<sup>167</sup> Novotny, U.S. pat. 2,569,114 (1951) [*C.A.*, **46**, 5078 (1952)].

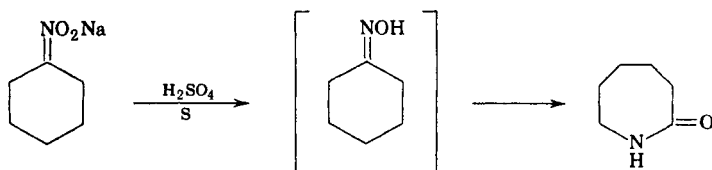
<sup>168</sup> (To Bata), Brit. pat. appl. 33,342 (1948).

<sup>169</sup> Hass and Riley, *Chem. Revs.*, **32**, 373 (1943).





Nitrocyclohexane can be converted to  $\epsilon$ -caprolactam by passing the vaporized nitroparaffin over a dehydration catalyst.<sup>170</sup> Sodium *aci*-nitrocyclohexane gives  $\epsilon$ -caprolactam when added to hot oleum containing sulfur.<sup>171</sup> In this case, the intermediate oxime is probably formed by the self-reduction of the *aci*-salt.<sup>172,173</sup>



Steroid oximes rearrange to lactams.<sup>174-178</sup>

### Heterocyclic Ketoximes

The classification of heterocyclic ketoximes here is purely arbitrary. Included are ketoximes which contain a hetero atom within a ring system in any portion of the molecule.

In general, ketoximes containing a variety of hetero atoms and ring

<sup>170</sup> England (to du Pont), U.S. pat. 2,634,269 (1953) [*C.A.*, **48**, 2767 (1954)].

<sup>171</sup> (To I. G. Farbenind. A. G.), Fr. pat. 977,095 (1951) [*C.A.*, **47**, 9998 (1953)].

<sup>172</sup> Schickh (Badische Anilin und Soda Fabrik), U.S. pat. 2,712,032 (1955).

<sup>173</sup> Donaruma and Huber, *J. Org. Chem.*, **21**, 965 (1956).

<sup>174</sup> Regan and Hayes, *J. Am. Chem. Soc.*, **78**, 639 (1956).

<sup>175</sup> Kaufmann, *J. Am. Chem. Soc.*, **73**, 1779 (1951).

<sup>176</sup> Anliker, Muller, Wohlfahrt, and Heusser, *Helv. Chim. Acta*, **38**, 1399, 1404 (1955).

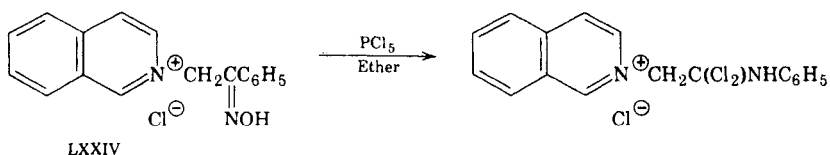
<sup>177</sup> Schmidt-Thomé, *Ber.*, **88**, 885 (1955).

<sup>178</sup> Julian, Cole, Meyer, and Magnani, U.S. pat. 2,531,441 (1950) [*C.A.*, **45**, 2988 (1951)].

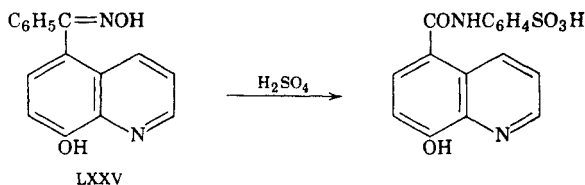
members undergo the Beckmann rearrangement in the normal manner to yield amides or mixtures of isomeric amides. The usual catalysts and solvents employed in the rearrangement of other types of oximes may be used to rearrange heterocyclic ketoximes.

In certain cases, abnormal products may be formed by interaction of the oxime or product with the catalyst or because of elimination, cleavage, polymerization, or hydrolysis reactions of the oxime or amides in the reaction mixture.

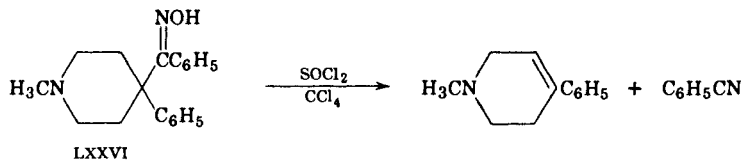
The oxime of N-phenacylisoquinolinium chloride (LXXIV), when rearranged with phosphorus pentachloride, yields a chlorination product



of the expected amide.<sup>179</sup> The oxime of 5-benzoyl-8-hydroxyquinoline (LXXV) yields a ring-sulfonated anilide upon rearrangement with sulfuric acid.<sup>180</sup>



N-Methyl-4-phenyl-4-benzoylpiperidine oxime (LXXVI) undergoes an elimination reaction of the type previously described on p. 19 to yield an

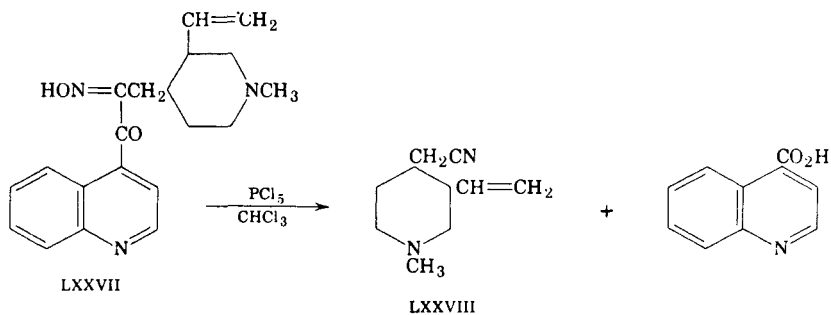


olefin and a nitrile.<sup>90</sup> Another example of nitrile formation is shown by formulas LXXVII and LXXVIII.<sup>181</sup>

<sup>179</sup> Ihlder, *Arch. Pharm.*, **240**, 691 (1902) (*Chem. Zentr.*, **1903**, **I**, 402).

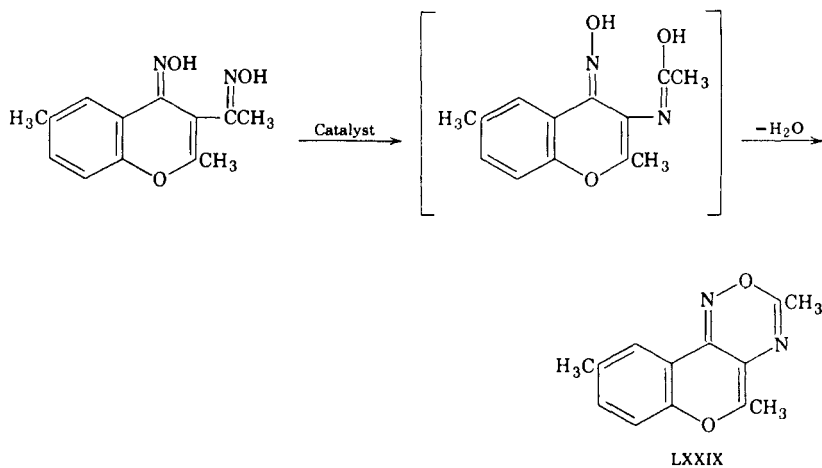
<sup>180</sup> Matsumura and Sone, *J. Am. Chem. Soc.*, **52**, 4433 (1930); **53**, 1493 (1931).

<sup>181</sup> Rabe and Ritter, *Ann.*, **350**, 180 (1906).

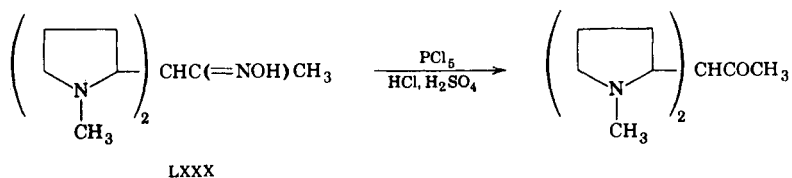


N-Methyl-4-piperidone oxime yields a polymer when treated with polyphosphoric acid.<sup>182</sup>

The dioxime of 2-methyl-3-acetyl-6-methylbenzopyran-4-one forms an oxadiazine (LXXIX) when treated with sulfuric acid, acetyl chloride, or phosphorus pentachloride.<sup>183</sup>



Cuskohygrine oxime (LXXX) yields only cuskohygrine when treated with phosphorus pentachloride, hydrogen chloride, or sulfuric acid.<sup>184</sup>



<sup>182</sup> Barkenbus, Diehl, and Vogel, *J. Org. Chem.*, **20**, 871 (1955).

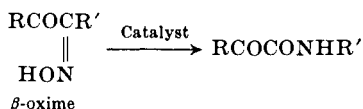
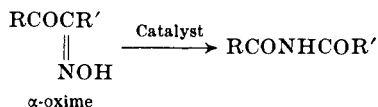
<sup>183</sup> Wittig and Bangert, *Ber.*, **58**, 2627 (1925).

<sup>184</sup> Hess and Fink, *Ber.*, **53**, 781 (1920).

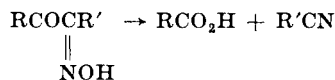
## Oximes of Polyfunctional Ketones

Oximes of ketones containing two or more carbonyl groups will rearrange to yield amides. The notable exceptions to this statement occur, for the most part, with oximes derived from  $\alpha$ -diketones.

It has been demonstrated that the monoxime of an  $\alpha$ -diketone may rearrange to yield one of two possible amides, depending on the configuration of the oxime.<sup>95, 185-187</sup>

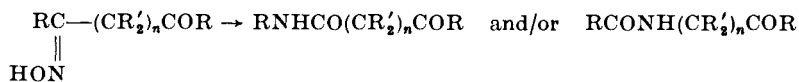


However, in many cases cleavage to a nitrile and an acid accompanies rearrangement or is the main reaction.<sup>95, 99, 188-193</sup>



These cleavage reactions are sometimes referred to as "second-order" Beckmann rearrangements.<sup>95</sup> This phenomenon is not confined to monoximes of  $\alpha$ -diketones and, therefore, is discussed in more detail later (p. 38).

The Beckmann rearrangement of monoximes of diketones in which the two carbonyl groups are not adjacent to each other proceeds in the conventional manner.<sup>95, 194-196</sup>



R' = alkyl, aryl, or H.

<sup>185</sup> Meisenheimer and Lange, *Ber.*, **57**, 282 (1924).

<sup>186</sup> Rule and Thompson, *J. Chem. Soc.*, **1937**, 1761.

<sup>187</sup> Francesconi and Pirrazoli, *Gazz. chim. ital.*, **33**, 36 (1903).

<sup>188</sup> Borsche and Sander, *Ber.*, **47**, 2815 (1914).

<sup>189</sup> Bulow and Grotosky, *Ber.*, **34**, 1479 (1901).

<sup>190</sup> Brady and Bishop, *J. Chem. Soc.*, **1926**, 810.

<sup>191</sup> Meisenheimer, Beisswenger, Kauffmann, Kummer, and Link, *Ann.*, **468**, 202 (1929).

<sup>192</sup> Bishop and Brady, *J. Chem. Soc.*, **121**, 2364 (1922).

<sup>193</sup> Taylor, *J. Chem. Soc.*, **1931**, 2018.

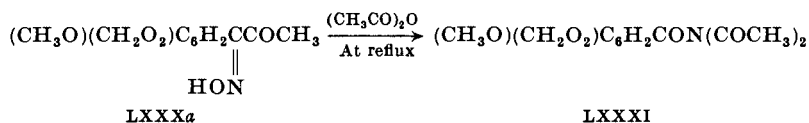
<sup>194</sup> Finzi, *Gazz. chim. ital.*, **42**, 356 (1912).

<sup>195</sup> Beckmann and Liesche, *Ber.*, **56**, 1 (1923).

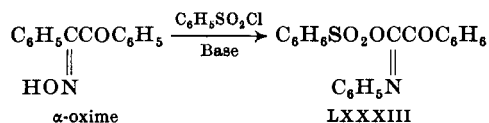
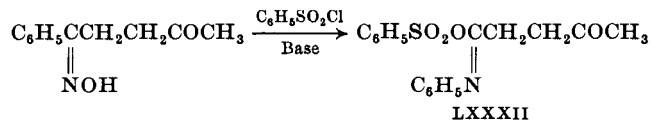
<sup>196</sup> Raphael and Vogel, *J. Chem. Soc.*, **1952**, 1958.

Monoximes of diketones appear to react abnormally chiefly by cleavage reactions. However, a few unusual products arising by reaction of the oxime or the rearrangement product with the catalyst have been recorded.

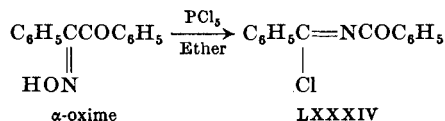
The  $\alpha$ -diketone monoxime LXXXa, in which the locations of the methoxy and methylenedioxy groups have not been established, yielded the acyl derivative LXXXI upon refluxing with acetic anhydride.<sup>197</sup>



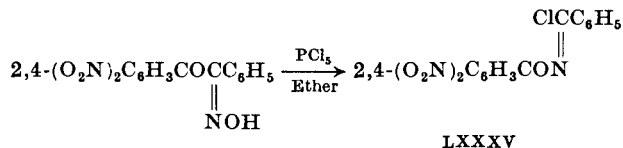
5-Phenyl-5-oximinopentan-2-one and  $\alpha$ -benzil monoxime have been reported to yield imido esters (LXXXII, LXXXIII) when rearranged with benzenesulfonyl chloride in the presence of base.<sup>95, 194</sup> Similar products



have been obtained with phosphorus pentachloride as a catalyst. N-Benzoylbenzimidio chloride (LXXXIV) has been obtained from benzil monoxime in this manner.<sup>198</sup>



Similarly the preparation of LXXXV from the monoxime of 2,4-dinitrobenzil and phosphorus pentachloride has been reported.<sup>192</sup>

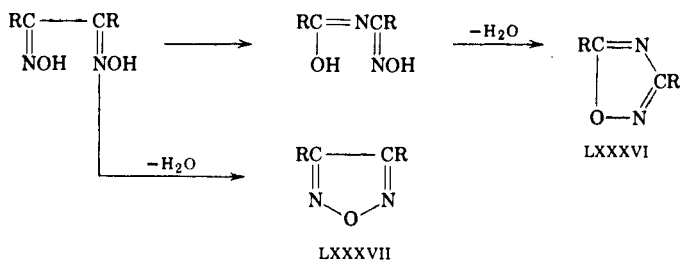


<sup>197</sup> Rimini, *Gazz. chim. ital.*, **35**, 406 (1905).

<sup>198</sup> Beckmann and Sandel, *Ann.*, **296**, 279 (1897).

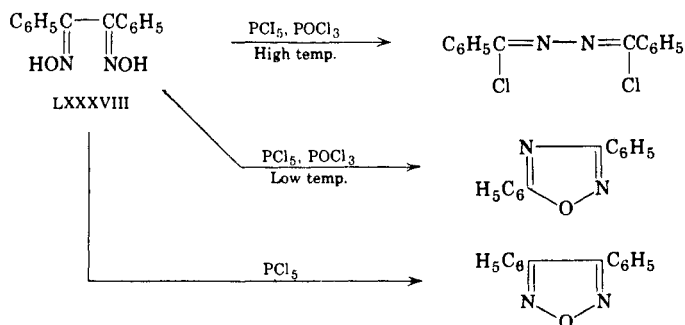
The behavior of dioximes of diketones is similar to that of the corresponding monoximes. Dioximes of  $\alpha$ -diketones usually do not yield amides under the conditions of the Beckmann rearrangement.

1,2,4-Oxadiazoles (LXXXVI) apparently are formed when  $\alpha$ -diketone dioximes are treated with reagents known to cause rearrangement of oximes.<sup>187, 199-202</sup> The reaction probably involves a Beckmann rearrangement followed by dehydration. Under similar and sometimes identical conditions furazans (LXXXVII) may be formed by elimination of water



from the oximino groups.<sup>199-203</sup> The configuration of the dioxime may determine whether a furazan or an oxadiazine will be formed. However, there is not sufficient information concerning the stereochemistry of dioximes to enable one to make valid statements on this subject.

$\alpha$ -Benzil dioxime (LXXXVIII) has been reported to yield three different products under closely related conditions.<sup>200, 203, 204</sup>



<sup>199</sup> Ponzio, *Gazz. chim. ital.*, **62**, 854 (1932).

<sup>200</sup> Ponzio, *Gazz. chim. ital.*, **62**, 1025 (1932).

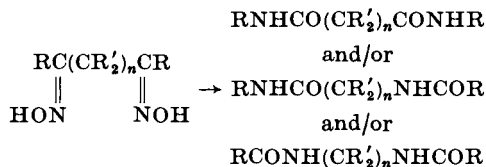
<sup>201</sup> Gastaldi, Langiane, and Sircona, *Gazz. chim. ital.*, **56**, 550 (1926).

<sup>202</sup> Brady and Muers, *J. Chem. Soc.*, **1930**, 216.

<sup>203</sup> Gunter, *Ber.*, **21**, 516 (1888).

<sup>204</sup> Gunter, *Ann.*, **252**, 44 (1889).

Dioximes of diketones usually rearrange in the normal manner when other groups are interposed between the oximino functions.<sup>122, 205-207</sup> However, abnormal reactions other than cleavage can occur.<sup>208</sup>

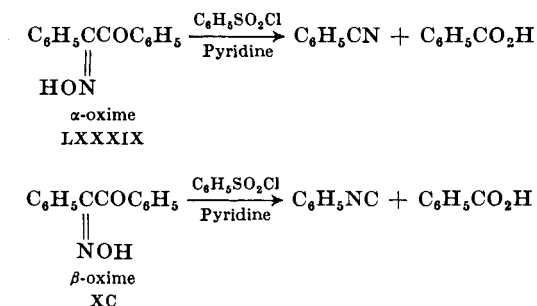


Attempts to rearrange trioximes or derivatives of trioximes have been reported.<sup>208, 209</sup> Investigation of higher homologs has not been reported.

### Cleavage of Oximes and Related Compounds Derived from Benzoin and $\alpha$ -Diketones

In previous portions of the text, the cleavage of oximes to yield nitriles has been discussed.<sup>65, 90, 146-151, 181</sup> These cleavages may be related to the more generally known cleavage of benzil- and benzoin-type oximes which has been termed a "second-order" Beckmann rearrangement.

In 1904 and 1905 Werner, Piguët, and Deutscheff found that, when the monoximes of benzil (LXXXIX, XC) were treated with benzenesulfonyl chloride, the normal rearrangement products (N-benzoylbenzamide and benzoylformanilide) were not obtained.<sup>95, 210</sup> Instead, a mixture of benzonitrile and benzoic acid was isolated from the rearrangement of  $\alpha$ -benzil monoxime (LXXXIX), and phenyl isocyanide and benzoic acid were obtained from  $\beta$ -benzil monoxime (XC).<sup>95</sup> The oximes of benzoin



<sup>205</sup> Knunyants and Fabrichnyi, *Doklady Akad. Nauk S.S.S.R.*, **88**, 701 (1949) [*C.A.*, **44**, 1918 (1950)].

<sup>206</sup> Milane and Venturello, *Gazz. chim. ital.*, **68**, 808 (1936).

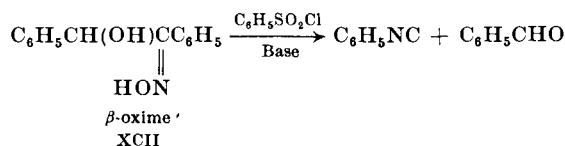
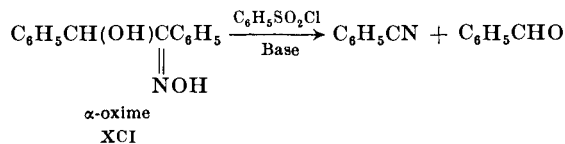
<sup>207</sup> Anderson, Fritz, and Scotoni, *J. Am. Chem. Soc.*, **79**, 6511 (1957).

<sup>208</sup> Mamlok, *Bull. soc. chim. France*, **1956**, 1182.

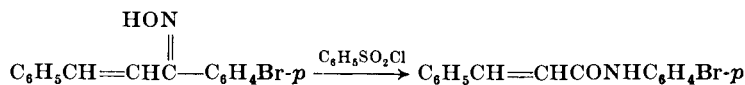
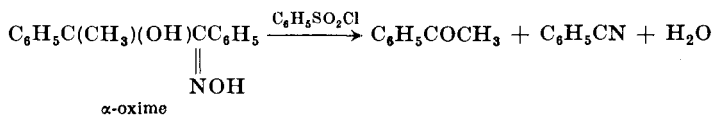
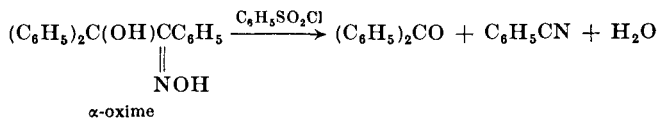
<sup>209</sup> Schenek, *Z. physiol. Chem.*, **89**, 360 (1914).

<sup>210</sup> Werner and Deutscheff, *Ber.*, **38**, 69 (1905).

(XCI, XCII) were cleaved to benzaldehyde and benzonitrile or phenyl isocyanide depending upon the configuration of the oxime.<sup>210</sup>  $\alpha$ -Benzofuroin oxime under similar conditions yielded benzaldehyde and 2-cyanofuran, while  $\beta$ -benzofuroin oxime yielded benzaldehyde but no carbylamine.<sup>210</sup>



The cleavage of oximes and their parent ketones was later studied in considerable detail.<sup>211</sup> The accompanying formulations illustrate the behavior of several oximes toward benzenesulfonyl chloride.



Benzil can be cleaved with potassium cyanide to benzaldehyde and benzoic acid.<sup>212</sup> Benzoin yielded small amounts of benzaldehyde under similar conditions.<sup>213, 214</sup> Phenylbenzoin (XCIII) and methylbenzoin (XCIV) also can be cleaved with potassium cyanide.<sup>211</sup>

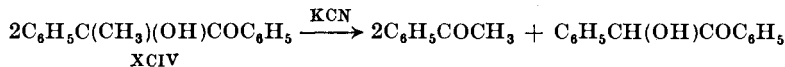
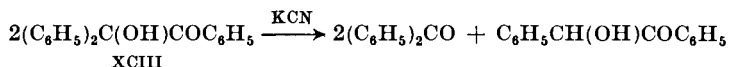
<sup>211</sup> Blatt and Barnes, *J. Am. Chem. Soc.*, **56**, 1148 (1934).

<sup>212</sup> Jourdan, *Ber.*, **16**, 659 (1883).

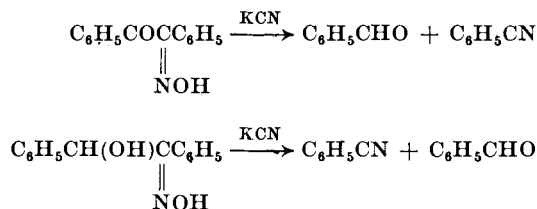
<sup>213</sup> Buck and Ide, *J. Am. Chem. Soc.*, **53**, 2350 (1931).

<sup>214</sup> Buck and Ide, *J. Am. Chem. Soc.*, **53**, 2784 (1931).





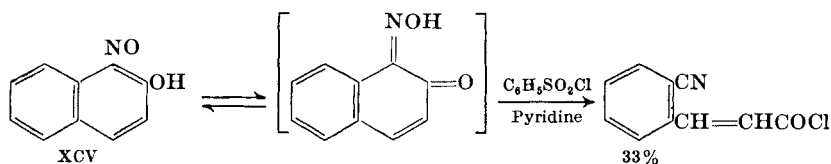
$\alpha$ -Benzil monoxime and  $\alpha$ -benzoin oxime also undergo cleavage when treated with potassium cyanide.<sup>211</sup> However, no isonitrile could be



detected from the reaction of the  $\beta$ -form of either oxime with potassium cyanide. Benzonitrile was isolated from  $\beta$ -benzil monoxime. A mechanism has been proposed to account for the formation of benzonitrile from  $\beta$ -benzil monoxime.<sup>215</sup>

Although a large number of benzoin and benzil oximes and their esters are known to undergo cleavage,<sup>95, 210, 211, 216-219</sup> not enough is yet known about the structural factors in the oxime to specify the scope of the process in a satisfactory manner.

$\alpha$ -Nitroso- $\beta$ -naphthol (XCV) yields *o*-cyanocinnamoyl chloride when treated with benzenesulfonyl chloride in pyridine.<sup>95, 195, 219</sup> 2,3-Dime-



thoxy-6-carboxyphenylacetonitrile is obtained from the indandione monoxime (XCVI) on treatment with *p*-toluenesulfonyl chloride in aqueous sodium hydroxide.<sup>220</sup> Furoin oxime<sup>210</sup> appears to yield 2-furyl isocyanide

<sup>215</sup> Tessieri and Oakwood, "The Cleavage of  $\beta$ -Benzil Monoximes," presented at the 112th A.C.S. Meeting, New York, 1947.

<sup>216</sup> Buck and Ide, *J. Am. Chem. Soc.*, **53**, 1912 (1931).

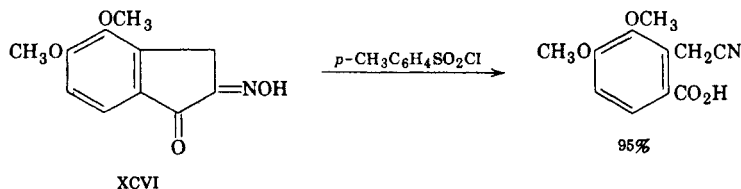
<sup>217</sup> Meisenheimer and Lamparter, *Ber.*, **57**, 276 (1924).

<sup>218</sup> Gheorghiu and Cozubschi-Scuirevici, *Bull. soc. sci. Cluj., Rumanie*, **24**, 15 (1942) [*C.A.*, **38**, 3276 (1944)].

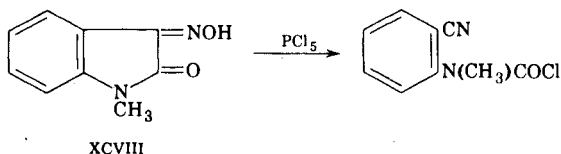
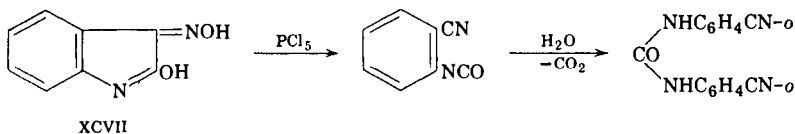
<sup>219</sup> Borsche and Sander, *Ber.*, **47**, 2815 (1914).

<sup>220</sup> Chakravarti and Swaminathan, *J. Indian Chem. Soc.*, **11**, 101 (1934).

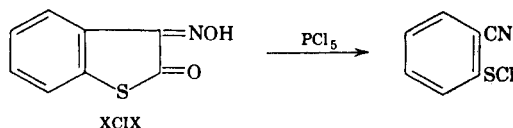
under similar conditions, and phenanthraquinone monoxime yields 2-cyano-2'-carboxybiphenyl.<sup>95</sup>



3-Oximinoisatin (XCVII) yields *o*-isocyanatobenzonitrile when treated with phosphorus pentachloride.<sup>99, 188</sup> Under similar conditions,

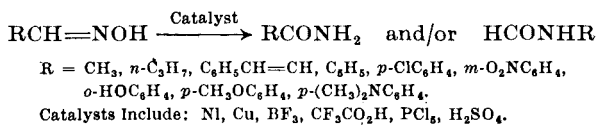


*N*-methyl-3-oximinoisatin (XCVIII) yields *o*-cyano-*N*-methylphenyl carbamyl chloride.<sup>188</sup> 2,3-Dihydro-2-oxo-3-oximinobenzothiophene (XCIX) yields *o*-cyanophenylsulfenyl chloride under the same conditions.<sup>188</sup>




### Aldoximes

Under the proper conditions aldoximes will undergo the Beckmann rearrangement to yield amides.



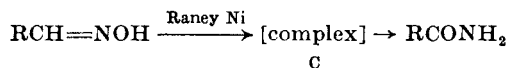
Usually, only the unsubstituted amide is formed. Only rarely has the isolation of a substituted formamide been recorded.<sup>221, 222</sup>

Benzamide was obtained as one of the products formed by passing benzaldoxime and hydrogen over copper at 200°.<sup>223, 224</sup>

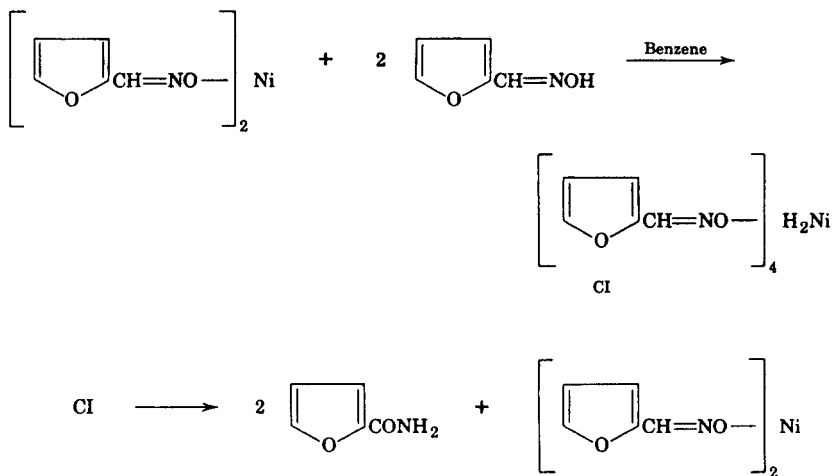


Similarly, pyrolysis of the sodium salt of benzaldoxime yielded benzamide along with benzoic acid, benzonitrile, ammonia, and benzamidine.<sup>225</sup>

Aldoximes can be rearranged to amides with Raney nickel catalysts.<sup>226, 227</sup> The intermediate complex C was described as a red oil. Traces of iron



and aluminum in the Raney nickel may actually catalyze the transformation of the nickel complex to the amide. Tetrakis(furfuraldioxime)



<sup>221</sup> Hantzsch and Lucas, *Ber.*, **28**, 744 (1895).

<sup>222</sup> Horning and Stromberg, *J. Am. Chem. Soc.*, **74**, 5151 (1952).

<sup>223</sup> Yamaguchi, *Bull. Chem. Soc. Japan*, **1**, 35 (1926) [*C.A.*, **21**, 75 (1927)].

<sup>224</sup> Yamaguchi, *Mem. Coll. Sci., Kyoto Imp. Univ.*, **9A**, 33 (1925) [*C.A.*, **19**, 3261 (1925)].

<sup>225</sup> Komatsu and Hiraidzumi, *Mem. Coll. Sci., Kyoto Imp. Univ.*, **8A**, 273 (1925) [*C.A.*, **19**, 2475 (1925)].

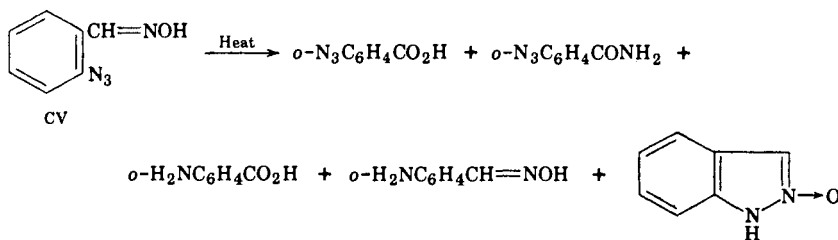
<sup>226</sup> Paul, *Compt. rend.*, **204**, 363 (1937).

<sup>227</sup> Paul, *Bull. soc. chim. France*, [5] **4**, 1115 (1937).

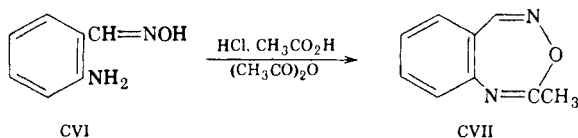


This is analogous to the formation of isoquinolines from  $\beta$ -phenyl  $\alpha,\beta$ -unsaturated ketoximes.<sup>76-78</sup> This is an example of a reaction in which the formamide rather than the unsubstituted amide may be formed, *in situ*, by the rearrangement.<sup>221, 224, 225</sup>

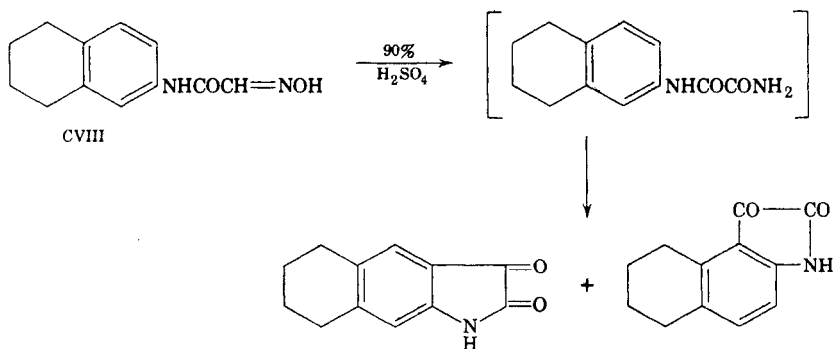
*o*-Azidobenzaldoxime (CV) can be rearranged thermally to *o*-azido-benzamide and other products.<sup>239</sup>



*o*-Aminobenzaldoxime (CVI) does not rearrange with Beckmann's mixture; instead it yields the oxadiazacycloheptatriene CVII.<sup>240</sup>



6-(*N*-Oximinoglyoxal)aminotetralin (CVIII) undergoes a normal Beckmann rearrangement followed by cyclization when treated with 90% sulfuric acid.<sup>241</sup>



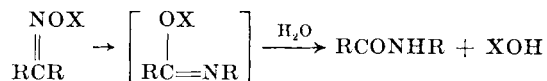
<sup>239</sup> Bamberger and Demuth, *Ber.*, **35**, 1885 (1902).

<sup>240</sup> Meisenheimer and Diedrich, *Ber.*, **57**, 1715 (1924).

<sup>241</sup> Von Braun, Rohmer, Jungmann, Zobel, Brauns, Bayer, Stueckenschmidt, and Reutter, *Ann.*, **451**, 1 (1926).

### Carbon-Nitrogen Rearrangements of Oxime Derivatives and Related Compounds

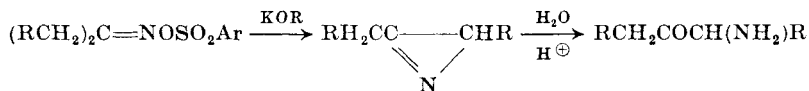
**Oxime Esters.** Oxime esters are converted, under the proper conditions, to amides.<sup>12-14, 19, 43, 60, 158, 242-245</sup>



X = Acyl, benzenesulfonyl, *p*-toluenesulfonyl, picryl, etc.

Acids,<sup>19, 23, 36, 54, 60, 245</sup> bases,<sup>13, 54</sup> and materials of high solvolytic power such as water or alcohols<sup>54, 158, 242</sup> will facilitate the transformation. The behavior of the oxime esters in the rearrangement is analogous to that of oximes. Abnormal products formed under rearranging conditions are, in general, similar to those formed from oximes: amidines,<sup>13</sup> phenazines,<sup>60</sup> isoxazoles,<sup>246</sup> nitriles,<sup>216</sup> imino ethers,<sup>13, 58</sup> or lactims and other solvolysis products.<sup>37, 158</sup> Oxime sulfonates or arylsulfonates can be rearranged merely by heating the ester in solution.<sup>247, 248</sup>

In the presence of strong bases, oxime arylsulfonates are converted to  $\alpha$ -aminoketones.<sup>249-259</sup> This reaction has become known as the Neber



rearrangement. The reaction is general for most oxime arylsulfonates having hydrogen atoms on the carbon atom adjacent to the one bearing

<sup>242</sup> Knunyants and Fabrichnyi, *Doklady Akad. Nauk S.S.S.R.*, **68**, 528 (1949) [*C.A.*, **44**, 1469 (1950)].

<sup>243</sup> Huntress and Walker, *J. Am. Chem. Soc.*, **70**, 3702 (1948).

<sup>244</sup> Wege, *Ber.*, **24**, 3537 (1891).

<sup>245</sup> Lindemann and Romanoff, *J. prakt. Chem.*, [2] **122**, 214 (1929).

<sup>246</sup> Hill and Hale, *Am. Chem. J.*, **29**, 253 (1903).

<sup>247</sup> Scheuing and Walach, Ger. pat. 579,227 [*C.A.*, **27**, 4630 (1933)].

<sup>248</sup> Knoll, Ger. pat. 574,943 (1933) (*Chem. Zentr.*, **1933**, **1**, 4040).

<sup>249</sup> Neber, U.S. pat. 2,055,583 (1936) [*C.A.*, **30**, 7583 (1936)].

<sup>250</sup> Neber and von Friedolsheim, *Ann.*, **449**, 109 (1926).

<sup>251</sup> Neber and Uber, *Ann.*, **467**, 52 (1928).

<sup>252</sup> Neber and Burgard, *Ann.*, **493**, 281 (1932).

<sup>253</sup> Neber and Huh, *Ann.*, **515**, 283 (1935).

<sup>254</sup> Neber, Hartung, and Ruopp, *Ber.*, **58**, 1234 (1925).

<sup>255</sup> Geissman and Armen, *J. Am. Chem. Soc.*, **77**, 1623 (1955).

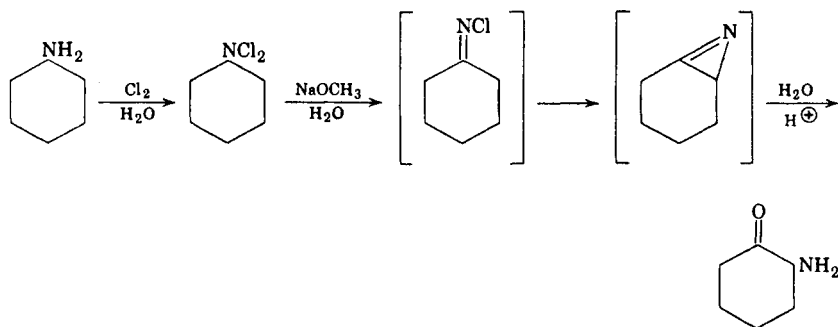
<sup>256</sup> Neber, Burgard, and Thier, *Ann.*, **526**, 277 (1936).

<sup>257</sup> Neber (to Zellwolle and Kunstseide-Ring G.m.b.H.), Ger. pat. 870,415 (1953) (*Chem. Zentr.*, **1954**, 1598).

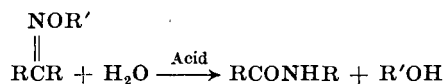
<sup>258</sup> Baumgarten and Bower, *J. Am. Chem. Soc.*, **76**, 4561 (1954).

<sup>259</sup> Cram and Hatch, *J. Am. Chem. Soc.*, **75**, 33 (1953).

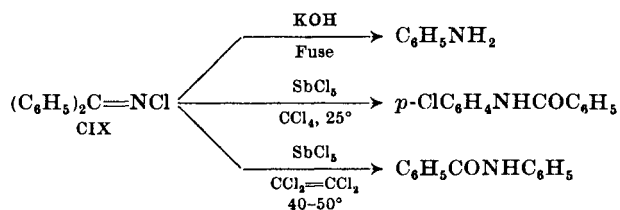
the oximino group. Recently Baumgarten and Bower<sup>258</sup> have found that under similar conditions certain *N,N*-dichloroamines will form products characteristic of the Neber rearrangement.



Acidic catalysts that rearrange oximes will also convert oxime ethers to amides.<sup>260-263</sup>



**Imines and N-Halo Imines.** The reaction of *N*-chlorobenzophenone imine (CIX) with potassium hydroxide to yield aniline and with antimony pentachloride to yield benzanilide or *p*-chlorobenzanilide has been reported.<sup>21, 90</sup>



Dimesityl ketimine was converted to the amide (CX) with hydrogen peroxide in glacial acetic acid.<sup>264</sup>

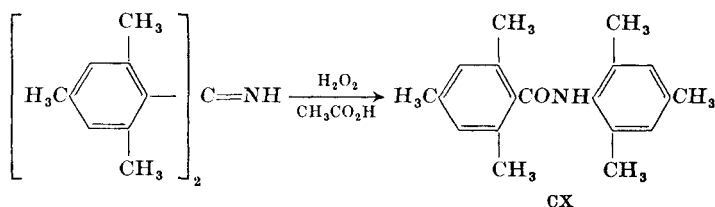
<sup>260</sup> Theilacker, Gerstenkorn, and Gruner, *Ann.*, **563**, 104 (1949).

<sup>261</sup> Hudlicky and Hokr, *Collection Czechoslov. Chem. Commun.*, **14**, 561 (1949) [*C.A.*, **44**, 5826 (1950)].

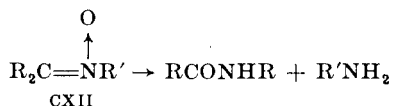
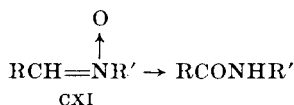
<sup>262</sup> Perold and von Reiche, *J. Am. Chem. Soc.*, **79**, 465 (1957).

<sup>263</sup> Donaruma, *J. Org. Chem.*, **22**, 1024 (1957).

<sup>264</sup> Hauser and Hoffenberg, *J. Am. Chem. Soc.*, **77**, 4885 (1955).

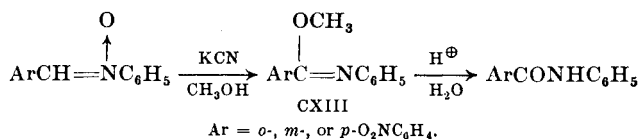


**Nitrones.** Nitrones are converted to amides when treated with catalysts which are acidic, or basic, or are esterifying agents.<sup>265-276</sup> In fact, some nitrones will yield amides when heated in solution.<sup>268</sup> Mono-substituted nitrones (CXI) apparently undergo rearrangement,<sup>265-271, 274, 275</sup>



while disubstituted nitrones (CXII) are known to disproportionate to yield an amide and an amine<sup>272</sup> and to rearrange to oxime ethers.<sup>273</sup>

Intermediate solvolysis products of monosubstituted nitrones, e.g., CXIII, have been isolated.<sup>269</sup> The group on the nitrogen does not appear to migrate during the rearrangement of a monosubstituted nitronne.<sup>265-271, 274, 275</sup>



<sup>265</sup> Alessandrini, *Gazz. chim. ital.*, **51**, 75 (1921).

<sup>266</sup> Barrow, Griffiths, and Bloom, *J. Chem. Soc.*, **121**, 1713 (1922).

<sup>267</sup> Tonasescu and Nanu, *Ber.*, **72**, 1083 (1939).

<sup>268</sup> Tonasescu and Nanu, *Ber.*, **75**, 650 (1942).

<sup>269</sup> Bellavita, *Gazz. chim. ital.*, **65**, 755, 889, 897 (1935); *Atti Congr. nazl. chim. pura ed appl.*, 5th Congr., Rome, **1935**, Part I, 285 (1936) [*C.A.*, **30**, 2935, 3419-3420 (1936)].

<sup>270</sup> Brady, Dunn, and Goldstein, *J. Chem. Soc.*, **1926**, 2411.

<sup>271</sup> Krohnke, *Chem. Ber.*, **80**, 298 (1947).

<sup>272</sup> Exner, *Collection Czechoslov. Chem. Commun.*, **16**, 258 (1951) [*C.A.*, **47**, 5884 (1953)].

<sup>273</sup> Cope and Haven, *J. Am. Chem. Soc.*, **72**, 4897 (1950).

<sup>274</sup> Beckmann, *Ber.*, **37**, 4136 (1904).

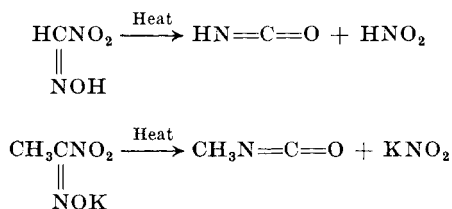
<sup>275</sup> Scheiber and Brandt, *J. prakt. Chem.*, [2] **78**, 80 (1908).

<sup>276</sup> Splitter and Calvin, *J. Org. Chem.*, **23**, 651 (1958).

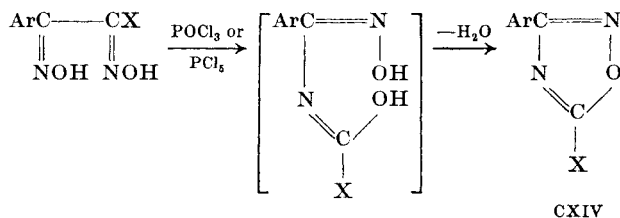


These observations suggest that the reaction is not similar mechanistically to the Beckmann rearrangement and that it may be the oxygen that migrates or is exchanged by solvolysis. Perhaps oxaziranes are intermediates in this transformation.<sup>276</sup>

**Nitroles.** Products which may be the result of a Beckmann rearrangement are formed by the thermal decomposition of nitroles.<sup>277, 278</sup>



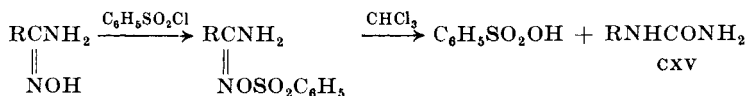
**Derivatives of Hydroxamic Acids.** 1,2,4-Oxadiazoles (CXIV) have been prepared from  $\alpha$ -oximino hydroxamic acids, acid chlorides, amides, and anilides.<sup>199, 200</sup>



CXIV

Ar = C<sub>6</sub>H<sub>5</sub>, *p*-CH<sub>3</sub>C<sub>6</sub>H<sub>4</sub>, C<sub>6</sub>H<sub>6</sub>CO.  
X = NH<sub>2</sub>, NHC<sub>6</sub>H<sub>5</sub>, Cl.

Hydroxamic acid amides also undergo the Beckmann rearrangement to yield unsymmetrical ureas; the reaction is known as the Tiemann reaction.<sup>279</sup>



CXV

**Hydrazones and Semicarbazones.** When hydrazones and semicarbazones are treated with nitrous acid<sup>280-282</sup> or heated with strong

<sup>277</sup> Wieland, *Ber.*, **42**, 803 (1909).

<sup>278</sup> Hantzsch and Kanasirski, *Ber.*, **42**, 889 (1909).

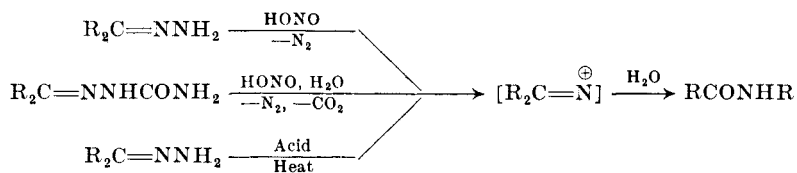
<sup>279</sup> Partridge and Turner, *J. Pharm. Pharmacol.*, **5**, 103 (1953) [*C.A.*, **47**, 12278 (1953)].

<sup>280</sup> Pearson, Carter, and Greer, *J. Am. Chem. Soc.*, **75**, 5905 (1953).

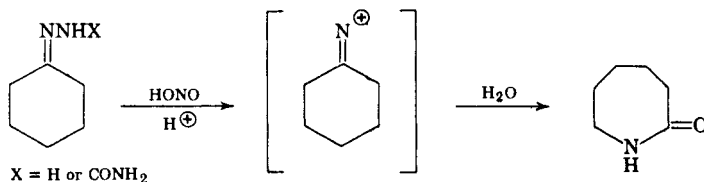
<sup>281</sup> Pearson and Greer, *J. Am. Chem. Soc.*, **71**, 1895 (1949).

<sup>282</sup> Carter, *J. Org. Chem.*, **23**, 1409 (1958).

acids,<sup>283-285</sup> products characteristic of the Beckmann rearrangement are sometimes formed.



The reactions employing nitrous acid have been used to prepare benzanilides and perhaps are involved in the mechanism of certain reactions which yield  $\epsilon$ -caprolactam.<sup>286-288</sup>



Acids and anilines can be obtained by heating *p*-chlorobenzophenone hydrazones to 450° in the presence of zinc chloride.<sup>285</sup>

These reactions may be related to the Beckmann rearrangement because rearrangement of an alkyl group to an electron-deficient nitrogen atom occurs.

### Related Carbon-Nitrogen Rearrangements

The Lossen (CXV),<sup>289</sup> Curtius (CXVI),<sup>290</sup> and Hofmann (CXVII)<sup>291</sup> reactions are mechanistically related to the Beckmann rearrangement in that the three reactions all proceed via the migration of a group from a carbon atom to an electron-deficient nitrogen atom. Since there is only

<sup>283</sup> Steiglitz and Senior, *J. Am. Chem. Soc.*, **38**, 2727 (1916).

<sup>284</sup> Smith and Most, *J. Org. Chem.*, **22**, 358 (1957).

<sup>285</sup> Xanthopoulos, *Abstr. of Theses, University of Chicago, Science Series*, **4**, 195 (1925) [*C.A.*, **22**, 3639 (1928)].

<sup>286</sup> Ohashi (to East Asia Synthetic Chem. Ind.), Jap. pat. 125(1952) [*C.A.*, **48**, 1430 (1954)].

<sup>287</sup> Donaruma (to Du Pont), U.S. pat. 2,777,841 (1956) [*C.A.*, **51**, 10565 (1957)].

<sup>288</sup> Donaruma (to Du Pont), U.S. pat. 2,763,644 (1956) [*C.A.*, **51**, 5822 (1957)].

<sup>289</sup> Yale, *Chem. Revs.*, **33**, 243 (1943).

<sup>290</sup> Smith, in Adams, *Organic Reactions*, Vol. III, p. 337, John Wiley & Sons, New York, 1946.

<sup>291</sup> Wallis and Lane, in Adams, *Organic Reactions*, Vol. III, p. 267, John Wiley & Sons, New York, 1946.

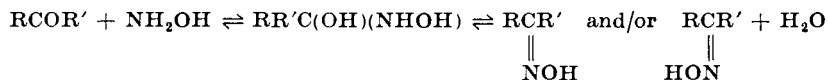


formed.<sup>14, 248, 293-298</sup> The reaction is applicable to a large number of oximes and oxime derivatives, particularly alicyclic ketoximes.

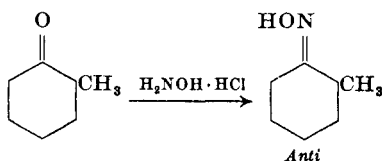
### STEREOCHEMISTRY OF OXIMES

The Beckmann rearrangement has important synthetic uses. Since the rearrangement is stereospecific, a brief review of the stereochemistry of oximes is in order.

The oximation of ketones and aldehydes when measured in buffered systems appears to be an equilibrium reaction at low *pH* values and may become irreversible at *pH* 7.<sup>299, 300</sup> Optimum yields of oximes in such buffered systems are obtained at about *pH* 4.5.<sup>299</sup> The rates for oxime formation and oxime hydrolysis appear to be quite rapid.<sup>299, 301, 302</sup>



Few investigators have attempted to determine the ratio of *syn* to *anti* isomers formed on oximation. This may be due to the fact that adequate methods for the analysis of such systems were not available until recently. Often only one stereoisomeric form is isolated. The composition of the equilibrium mixture of oximes of unsymmetrical ketones frequently appears to be determined by stereochemical considerations.<sup>79, 96, 303, 304, 304a</sup>



<sup>293</sup> Harrill, Herbst, and Roberts, *J. Org. Chem.*, **15**, 58 (1950).

<sup>294</sup> Boehringer, Brit. pat. 309,949 (1929) (*Chem. Zentr.*, **1930**, **1**, 287).

<sup>295</sup> Knoll, Ger. pat. 538,981 (1931) (*Chem. Zentr.*, **1932**, **1**, 1297).

<sup>296</sup> Boehringer, Fr. pat. 645,265 (1928) (*Chem. Zentr.*, **1929**, **1**, 2586).

<sup>297</sup> Boehringer, Ger. pat. 543,026 (1928) [*C.A.*, **26**, 3263 (1932)].

<sup>298</sup> Boehringer, Brit. pat. 285,080 (1927) [*C.A.*, **22**, 4538 (1928)].

<sup>299</sup> Olander, *Z. physik. Chem.*, **129**, 1 (1927).

<sup>300</sup> Fitzpatrick and Gettler, *J. Am. Chem. Soc.*, **78**, 530 (1956).

<sup>301</sup> Craft, Landrum, Suratt, and Lester, *J. Am. Chem. Soc.*, **73**, 4462 (1951).

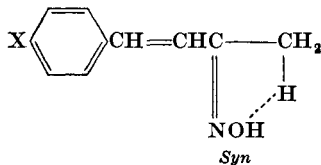
<sup>302</sup> Vavon and Montheard, *Compt. rend.*, **207**, 926 (1938).

<sup>303</sup> Ungnade and McLaren, *J. Org. Chem.*, **10**, 29 (1945).

<sup>304</sup> Decombe, Jacquemain, and Rabinovitch, *Bull. soc. chim. France*, **1948**, 447.

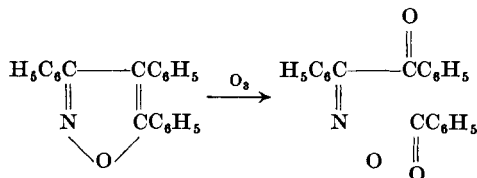
<sup>304a</sup> Hantsch, *Ber.*, **24**, 4018 (1891).

However, resonance and inductive effects often influence the configuration of the oxime formed as the result of the stabilization of one stereoisomer by hydrogen bonding.<sup>305, 306</sup>

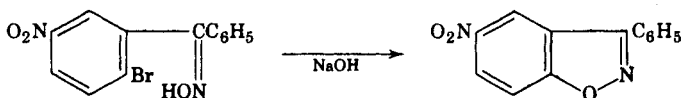


X = OCH<sub>3</sub>; *syn* 65%, *anti* 35%.  
X = NO<sub>2</sub>; *syn* only.

The configuration of an oxime may be determined by chemical or physical methods or both. Ring cleavage of the corresponding isoxazole<sup>5, 307, 308</sup> has frequently been employed for this purpose.



Other chemical methods employed are ring closure to the corresponding isoxazole,<sup>116, 230, 309</sup> or formation of coordination compounds with metal ions.<sup>310, 311</sup>



Some of the physical methods used for the determination of the configuration of an oxime are dipole measurements<sup>312, 313</sup> and infrared,<sup>314, 315</sup> ultraviolet,<sup>316</sup> and nuclear magnetic resonance spectroscopy.<sup>317</sup>

<sup>305</sup> Corbett and Davy, *J. Chem. Soc.*, **1955**, 296.

<sup>306</sup> Brady and Benger, *J. Chem. Soc.*, **1953**, 3612.

<sup>307</sup> Kohler, *J. Am. Chem. Soc.*, **46**, 1733 (1924).

<sup>308</sup> Kohler and Richtmyer, *J. Am. Chem. Soc.*, **50**, 3092 (1928).

<sup>309</sup> Brady and Bishop, *J. Chem. Soc.*, **127**, 1357 (1925).

<sup>310</sup> Brady and Muers, *J. Chem. Soc.*, **1930**, 1599.

<sup>311</sup> Chugaev, *Ber.*, **41**, 1678 (1923).

<sup>312</sup> Sutton and Taylor, *J. Chem. Soc.*, **1931**, 2190.

<sup>313</sup> Sutton and Taylor, *J. Chem. Soc.*, **1933**, 63.

<sup>314</sup> Palm and Werbin, *Can. J. Chem.*, **31**, 1004 (1953).

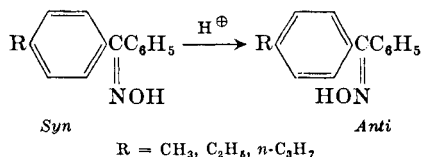
<sup>315</sup> Palm and Werbin, *Can. J. Chem.*, **32**, 858 (1954).

<sup>316</sup> Brady and Grayson, *J. Chem. Soc.*, **1933**, 1037.

<sup>317</sup> Phillips, *Ann. N.Y. Acad. Sci.*, **70**, 817 (1958).

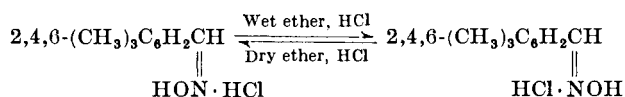
Much experimental work has been reported in the older literature on the isomerization of oximes. Unfortunately, because many of the authors were not able to employ pure reagents, the conclusions drawn from their work frequently are questionable.

The equilibrium distribution of the two isomeric oximes appears to depend to a high degree upon the structure of the oxime, the acid employed in the reaction, and the reaction medium. Isomerization of one oxime form to the other may be effected by acids in nonpolar solvents<sup>97, 221</sup> or bases in ionizing solvents.<sup>318-321</sup> The stability of the *syn* oxime relative to the *anti* oxime depends upon steric and electrostatic effects. *syn-t*-Butyl phenyl ketoxime appears to isomerize prior to rearrangement when Beckmann's mixture is used as the reagent. Under similar conditions *syn*-isopropyl phenyl ketoxime yields only the normal products expected from *trans* migration.<sup>6</sup> The relative stabilities of mono-substituted benzophenone oximes also have been investigated.<sup>7</sup>



The *anti* oximes were more stable and their stability increased with the electron-releasing effect of the substituent ( $\text{CH}_3 > \text{C}_2\text{H}_5 > n\text{-C}_3\text{H}_7$ ).

The importance of reaction medium upon the relative stability of two isomeric oximes is exemplified by the isomerization of mesitylaldoxime.<sup>221</sup>



In wet ethereal solution, the *syn*-aldoxime appears to be the more stable; in dry ethereal solution the *anti* oxime is the more stable form.

Recently it has been shown that the more stable *syn*-2-chlorobenzaldoxime was converted to the *anti*-oxime by equimolar amounts of hydrogen chloride or boron trifluoride in ether<sup>19</sup> (see equations on p. 54). A salt was formed which precipitated and displaced the equilibrium in favor of the *anti* oxime salt. The less stable *anti* form was isomerized to the *syn* form in ethanol or water by catalytic amounts of hydrochloric

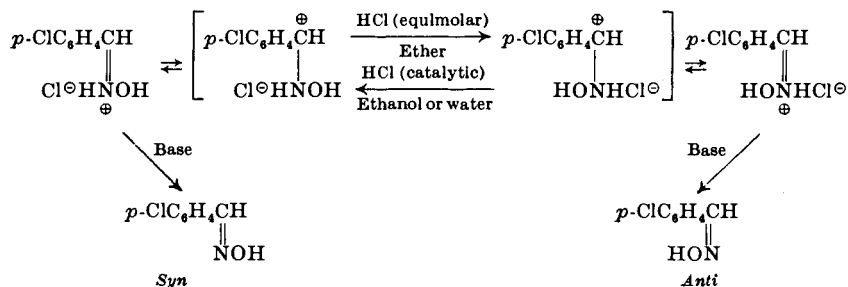
<sup>218</sup> Patterson and Montgomery, *J. Chem. Soc.*, **101**, 2100 (1912).

<sup>219</sup> Hauser and Jordan, *J. Am. Chem. Soc.*, **58**, 1304, (1936).

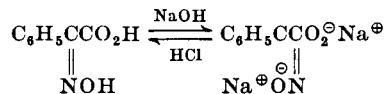
<sup>220</sup> Brady and Thomas, *J. Chem. Soc.*, **1922**, 2098.

<sup>221</sup> Gilman, *Organic Chemistry*, John Wiley and Sons, New York, 1943, Vol. I, p. 472.

acid or by traces of boron trifluoride in ether. The equilibrium appears to be displaced in favor of the *syn* oxime because the acid catalyst is removed continuously from the *syn* oxime by the nucleophilic solvent. This example may explain the larger number of similar isomerizations effected by acids in different media.



Isomerization in alkaline media has been observed quite frequently. Electrostatic repulsion appears to play an important role in these isomerizations.<sup>7,116,322</sup> Such effects may be prevented by conversion to the corresponding oxime ether.



Little is known about the function of temperature and catalyst upon isomerization of oximes.<sup>116</sup>

The effect of the reaction medium on the distribution of products from the Beckmann rearrangement is very important. Rearrangements by phosphorus pentachloride in benzene and in ether proceeded without isomerization provided the reaction is carried out at or below room temperature.<sup>8,79,323</sup> A solvent of high dielectric constant or a solvent of high nucleophilic power and/or solvolytic power may favor the isomerization considerably. Whereas *syn-t*-butyl phenyl ketoxime is rearranged by phosphorus pentachloride in ether without isomerization, hydrogen chloride in acetic acid isomerizes the oxime *before* rearrangement.<sup>6</sup> An increase in the acid concentration of the rearranging agent increases the amount of isomerization preceding the rearrangement. Eighty-five per cent sulfuric acid rearranges methyl *n*-propyl ketoxime to

<sup>322</sup> Hantsch, *Ber.*, **25**, 2164 (1892).

<sup>323</sup> Blakey, Jones, and Scarborough, *J. Chem. Soc.*, **1927**, 2865.

N-*n*-propylacetamide.<sup>64</sup> Rearrangement with 93% sulfuric acid yields both isomeric amides.<sup>64</sup> In view of these observations, oxime configurations determined on the basis of *anti* rearrangement should be considered highly suspect unless it has been shown previously that the rearrangement conditions will not isomerize the oxime in question. Phosphorus pentachloride in ether at or below room temperature appears to be a system wherein no isomerization occurs.<sup>5-7, 69, 70, 79, 323</sup> However, possible exceptions to this statement are known.<sup>7, 323a</sup> Hydrogen chloride, in acetic acid or ethanol,<sup>6, 115</sup> and sulfuric acid<sup>64, 243</sup> isomerize oximes prior to rearrangement. Before 1921 some oxime configurations were determined on the assumption that *cis* migration occurs during rearrangement.<sup>2</sup> Therefore oxime configurations determined up to 1924 may not be correct.

### PREPARATION OF OXIMES

Oximes can be prepared conveniently from the reaction of aldehydes or ketones with hydroxylamine salts in the presence of a base (i.e., pyridine or sodium hydroxide).<sup>309, 324</sup> Oximes can also be prepared by the reduction of nitroparaffins<sup>325-332</sup> or the reaction of nitroparaffin *aci* salts with acid solutions of hydroxylamine salts,<sup>333</sup> and by nitrosation of carbon atoms.<sup>334</sup>

### EXPERIMENTAL CONDITIONS

**Catalyst and Solvent.** The basis for the choice of catalyst and solvent can best be illustrated by describing the results which might be expected from certain catalysts and solvents.

Phosphorus pentachloride in ether appears to favor a stereospecific rearrangement.<sup>70, 79</sup> Therefore, for determining the configuration of an

<sup>323a</sup> Terent'ev and Makarova, *Zhur. Obshchei Khim.*, **21**, 270 (1951) [*C.A.*, **45**, 7105 (1951)].

<sup>324</sup> Shriner, Fuson, and Curtin, *The Systematic Identification of Organic Compounds*, p. 254, John Wiley & Sons, New York, 1956.

<sup>325</sup> Hopff, Reidel, and v. Schickh (to Badische Anilin und Soda Fabrik), Ger. pat. 922,709 (1955) (*Chem. Zentr.*, **1955**, 5183).

<sup>326</sup> Weise (to Farbenfabriken Bayer), Ger. pat. 917,426 (1954) (*Chem. Zentr.*, **1954**, 10816).

<sup>327</sup> Weise (to Farbenfabriken Bayer), Ger. pat. 916,948 (1954) (*Chem. Zentr.*, **1954**, 10816).

<sup>328</sup> Welz (to Farbenfabriken Bayer), Ger. pat. 910,647 (1954) (*Chem. Zentr.*, **1954**, 6344).

<sup>329</sup> Welz and Giltges (to Farbenfabriken Bayer), Ger. pat. 877,304 (1953) (*Chem. Zentr.*, **1953**, 6567).

<sup>330</sup> Ufer (to Badische Anilin und Soda Fabrik), Ger. pat. 877,303 (1953) (*Chem. Zentr.*, **1953**, 8208).

<sup>331</sup> Weist (to Badische Anilin und Soda Fabrik), Ger. pat. 855,555 (1952) (*Chem. Zentr.*, **1954**, 1591).

<sup>332</sup> Welz (to Farbenfabriken Bayer), Ger. pat. 855,253 (1952) (*Chem. Zentr.*, **1954**, 1351).

<sup>333</sup> Hopff and Schickh (to Badische Anilin und Soda Fabrik), Ger. pat. 900,094 (1953) (*Chem. Zentr.*, **1954**, 9393).

<sup>334</sup> Touster, in Adams, *Organic Reactions*, Vol. VII, p. 346, John Wiley & Sons, New York, 1953.



oxime on the basis of *anti* migration, this system would seem to be preferred.

If a high yield of amide is desired, polyphosphoric acid and fuming sulfuric acid are recommended as catalysts.<sup>222, 335</sup> With these catalysts, hydrolysis of the oxime to the ketone and of the amide to the acid and amine is negligible.

Hydrolysis of the amide formed *in situ* to the acid and amine can be achieved by employing 70% sulfuric acid as a catalyst.<sup>120</sup> Likewise, solvolysis of oxime sulfonates to obtain imino ethers,<sup>13, 37, 158</sup> and amidines,<sup>13</sup> can be achieved by employing solvents such as alcohols, phenols, or amines, respectively, in the presence of a suitable catalyst.

Steroids rearrange best if the acid chloride of a weak sulfonic acid, such as *p*-acetamidobenzenesulfonyl chloride, is used as a catalyst.<sup>174-178</sup>

**Temperature.** The optimum temperature for a given rearrangement is important for a high yield of product. The optimum temperature at which a Beckmann rearrangement must be carried out depends on the nature of the oxime, the product, the catalyst, and the solvent and often cannot be predicted accurately. However, when sulfuric acid is used as a catalyst, the rearrangement usually proceeds best between 100° and 140°.

Catalysts like phosphorus pentachloride,<sup>70</sup> hydrogen fluoride,<sup>83, 104, 126</sup> and sulfur trioxide<sup>55, 57, 336</sup> enable one to carry out the reaction near or below room temperature.

Temperature can also be controlled by employing the proper reactor,<sup>142-145</sup> by using solvents,<sup>56, 57, 132-136</sup> and by adding inorganic salts,<sup>139, 140</sup> or other additives<sup>141</sup> to the rearrangement system.

### Rearrangement of Oximes by Phosphorus Pentachloride

A large number of oximes have been rearranged to amides with phosphorus pentachloride as a catalyst.<sup>70</sup>

The usual procedure is to dissolve the oxime in absolute ether and cool the solution in an ice bath. Excess phosphorus pentachloride is added to the cold solution, which is then allowed to warm to room temperature. If the reaction is vigorous, further cooling may be necessary. The mixture is allowed to stand at room temperature for several hours and is then poured over crushed ice. The ether can be evaporated by directing an air stream over it. If the product is a solid, it can be removed by filtration and recrystallized. A liquid product can be isolated by solvent extraction. The extract should be dried and, after the solvent has been removed, the residue can be purified by distillation.

<sup>335</sup> Horning, Stromberg, and Lloyd, *J. Am. Chem. Soc.*, **74**, 5153 (1952).

<sup>336</sup> Potts (Henkel and Cie. G.m.b.H.), Brit. pat. 732,899 (1955) [*C.A.*, **50**, 5738 (1956)].

### Rearrangement of Oximes by Concentrated Sulfuric Acid

Fifty grams of the oxime is added in small portions to 50 g. of well-stirred concentrated sulfuric acid, the temperature of the solution being held below 25° by external cooling. When all the oxime has dissolved, the solution is added dropwise to 25 g. of concentrated sulfuric acid at 120–130°. The temperature of the reaction mixture is held at 120–130° for an additional five to ten minutes and then brought down to below 36°. At this temperature or below, the *pH* of the reaction mixture is adjusted to 6 with 28% aqueous ammonia. The mixture is extracted several times with chloroform or another suitable solvent; the combined extracts are dried, and the solvent removed by distillation. The residue can be recrystallized or distilled.

This procedure is a slight modification of that described by Wiest<sup>337</sup> and is applicable to most oximes. The yields range from 50 to 90%.

### EXPERIMENTAL PROCEDURES

**Homodihydrocarbostyryl** (Rearrangement of 1-Tetralone Oxime by Polyphosphoric Acid).<sup>335</sup> Four grams of 1-tetralone oxime was heated with 120 g. of polyphosphoric acid for ten minutes at 120–130°. The solution was cooled, treated with 350 ml. of water, and extracted with chloroform. After the chloroform solution was washed, dried, and evaporated, there remained 3.64 g. (91%) of slightly discolored crystalline material, m.p. 135.5–138°. Recrystallization from ethanol provided colorless homodihydrocarbostyryl, m.p. 142.5–143°. The aqueous solution remaining after the chloroform extraction was made alkaline with 25% aqueous potassium hydroxide and subjected to continuous ether extraction. The ether furnished 0.19 g. of a red oil, which was not characterized but which may have contained  $\beta$ -naphthylamine.

**Phenanthridone** (Rearrangement of Fluorenone Oxime by Polyphosphoric Acid).<sup>335</sup> A mixture of 2.00 g. of fluorenone oxime and 60 g. of polyphosphoric acid was heated with manual stirring to 175–180° and maintained at this temperature for a few minutes. The resulting solution was cooled and treated with 300 ml. of water. The product separated in crystalline form and was removed by filtration. After washing and drying, there was obtained 1.85 g. (93%) of phenanthridone, m.p. 286–289°.

**$\delta$ -Valerolactam** (Rearrangement of Cyclopentanone Oxime with Benzenesulfonyl Chloride and Sodium Hydroxide).<sup>257</sup> To a cold solution containing 26 g. of sodium hydroxide, 200 ml. of water, and 49 g. of

<sup>337</sup> Wiest (to Alien Property Custodian), U.S. pat. 2,351,381 (1944) [*C.A.*, **38**, 5225 (1944)].

cyclopentanone oxime was added 115 g. of benzenesulfonyl chloride. The mixture was allowed to stand for twelve hours in an ice bath and was then neutralized and extracted with chloroform. The solvent was removed by distillation, and the residue distilled to yield 47.6 g. (95%) of  $\delta$ -valerolactam, b.p. 95°/10 mm.

**$\epsilon$ -Caprolactam** (Direct Preparation from Cyclohexanone Using Nitromethane as a Source of Hydroxylamine).<sup>167</sup> To 500 g. of well-stirred concentrated sulfuric acid heated to 125°, 305 g. of nitromethane was added dropwise with external cooling when necessary to hold the temperature of the acid at 125–130°. After an additional five minutes at 125–130°, 440 g. of cyclohexanone was added slowly to the mixture, which was again heated when necessary to hold the temperature at 120–125°. When the addition of the ketone was complete, the temperature of the mixture was held at 120–125° for five minutes. The reaction mixture was then cooled to below 36° and held at that temperature or below while it was neutralized with 28% aqueous ammonia. The mixture was filtered and the filtrate extracted several times with chloroform. The chloroform extract was dried and the solvent removed by distillation. The residue was distilled to yield 360 g. (79%) of  $\epsilon$ -caprolactam, b.p. 138°/10 mm.

**Acetanilide** (Rearrangement of Acetophenone Oxime by Trifluoroacetic Acid).<sup>82</sup> A solution of 25 g. of acetophenone oxime in 60 g. of trifluoroacetic acid was slowly added to 38 g. of boiling trifluoroacetic acid. The reaction temperature increased from 72° to 108°. After digestion at this temperature for one-half hour, the excess acid was removed by distillation under reduced pressure, and the residue recrystallized from a methanol-water mixture to yield 22.8 g. (91%) of acetanilide.

**Pivalanilide** (Rearrangement of Pivalophenone Oxime by Hydrogen Chloride in Acetic Acid).<sup>8</sup> Into a solution of 1.0 g. of pivalophenone oxime in 15 ml. of acetic acid, hydrogen chloride was bubbled for fifteen minutes. The mixture was allowed to stand overnight. It was then heated to boiling for five minutes and poured over ice. The mixture was neutralized with dilute aqueous sodium hydroxide and extracted with ether. The extract was dried and the solvent removed to yield 0.94 g. (94%) of pivalanilide, m.p. 118–141°. After one recrystallization from heptane the pivalanilide melted at 117–124°.

**Heptanamide** (Rearrangement of Heptanaloxime by Raney Nickel).<sup>226, 227</sup> The solid mass obtained by heating 5.0 g. of heptanaloxime with 1 g. of Raney nickel at 100° for ninety minutes was triturated with ether to separate the catalyst from the product. The ether was evaporated to yield 5 g. (100%) of crystals melting at 93°. By treatment with activated charcoal and then by recrystallization from benzene, heptanamide was obtained as silky white platelets, m.p. 95°.

## TABULAR SURVEY OF THE BECKMANN REARRANGEMENT

The data listed in the twelve tables that follow represent a compilation of most of the available publications concerning the Beckmann rearrangement from 1887 to 1957. The authors feel that the data are reasonably complete, but some publications were undoubtedly missed.

The tables are arranged in the order in which different classes of oximes were discussed in the text. Oxime ethers and esters are listed with the ketoximes from which they are derived. The compounds within a class are listed in order of increasing number of ketone carbon atoms. To find a compound in the tables all that is required is to know the number of carbon atoms in the parent ketone and to look up this number in the proper table. For instance, cyclohexanone oxime, cyclohexanone oxime methyl ether, and cyclohexanone oxime *p*-toluenesulfonate are all in Table IV in the six-carbon-atom group. The tables include the name of the oxime or starting material, the product(s) formed by rearrangement, the conditions and reagents employed (catalyst(s), solvent(s)), the percentage yield of product, and the pertinent reference(s) when this information was available.

TABLE I

60

		ALIPHATIC KETOXIMES				
No. of C Atoms	Starting Material	Products (% Yield)	Catalysts and Experimental Conditions	References		
C <sub>2</sub> C <sub>3</sub>	Potassium methyl nitrole	CH <sub>3</sub> NCO, KNO <sub>2</sub>		278		
	Acetoxime	Acetone and isopropylamine N-Methylacetamide Diphenyl N-methylacetamidoyl phosphate	Cu, H <sub>2</sub> (carrier gas) H <sub>2</sub> SO <sub>4</sub> , CH <sub>3</sub> CO <sub>2</sub> H Diphenylphosphochloridate, pyridine	66 65 338		
	Acetoxime benzenesulfonate	N-Methylacetimino phenyl ether (100)	C <sub>6</sub> H <sub>5</sub> OH, C <sub>6</sub> H <sub>5</sub> CH <sub>3</sub>	13		
		N-Methylacetimino <i>p</i> -tolyl ether (90)	<i>p</i> -CH <sub>3</sub> C <sub>6</sub> H <sub>4</sub> OH, C <sub>6</sub> H <sub>5</sub> CH <sub>3</sub>	13		
		N-Benzenesulfonyl-N'-methylacetamide (35)	C <sub>6</sub> H <sub>5</sub> SO <sub>2</sub> NH <sub>2</sub> , pyridine	13		
		N-Benzenesulfonyl-N,N'-dimethylacetamide (43)	C <sub>6</sub> H <sub>5</sub> SO <sub>2</sub> NH <sub>2</sub> , methylamine	13		
		N-2-Pyridyl-N'-methylacetamide (84)	2-Aminopyridine	13		
		N-2-Furfuryl-N'-methylacetamide (69)	Furfurylamine	13		
		N,N-3-Oxapentamethylene-N'-methylacetamide (40) and 4-(1'-methyliminoethyl)morpholine	Morpholine	13		
		N,N-Diphenyl-N'-methylacetamide (82)	(C <sub>6</sub> H <sub>5</sub> ) <sub>2</sub> NH	13		
		N-Methylacetamide (21)	Aq. ammonia	13		
		N-Cyclohexyl-N'-methylacetamide (75)	Cyclohexylamine	13		
		C <sub>4</sub>	<i>bis</i> -Acetoxime copper(I) chloride	N-Phenyl-N'-methylacetamide (85)	Aniline	13
				1,5-Dimethyl-1,2,3,4-tetrazole Methylamine	NaN <sub>3</sub> , C <sub>2</sub> H <sub>5</sub> OH CHCl <sub>3</sub>	296 106
				Unidentified product	C <sub>6</sub> H <sub>5</sub> CH <sub>3</sub>	68
N-Ethylacetamide (81) Ethylamine (66) and methylamine (33)	PCl <sub>5</sub> , (C <sub>2</sub> H <sub>5</sub> ) <sub>2</sub> O PCl <sub>5</sub>			64 340		
C <sub>4</sub>	Methyl ethyl ketoxime benzenesulfonate	N-Cyclohexyl-N'-ethylacetamide	Cyclohexylamine	13		
		Tetrabenzylpyrophosphate* (38)	CH <sub>3</sub> CN, (C <sub>2</sub> H <sub>5</sub> ) <sub>3</sub> N	338		
C <sub>5</sub>	Propionylformic acid oxime Methyl <i>n</i> -propyl ketoxime	C <sub>2</sub> H <sub>5</sub> CN, CO <sub>2</sub> , and H <sub>2</sub> O	H <sub>2</sub> SO <sub>4</sub>	74		
		N- <i>n</i> -Propylacetamide (84) N- <i>n</i> -Propylacetamide (88)	PCl <sub>5</sub> , (C <sub>2</sub> H <sub>5</sub> ) <sub>2</sub> O 93% H <sub>2</sub> SO <sub>4</sub>	64 64		
	Methyl isopropyl ketoxime	N- <i>n</i> -Propylacetamide Methylamine and ethylamine	HCl, (CH <sub>3</sub> CO <sub>2</sub> ) <sub>2</sub> O, CH <sub>3</sub> CO <sub>2</sub> H PCl <sub>5</sub>	100 340		
		N-Isopropylacetamide (83) N-Isopropylacetamide (88)	PCl <sub>5</sub> , (C <sub>2</sub> H <sub>5</sub> ) <sub>2</sub> O 85% H <sub>2</sub> SO <sub>4</sub>	64, 340 64		
	Methyl cyclopropyl ketoxime	N-Cyclopropylacetamide (80) N-Methylcyclopropanecarboxamide (80)	PCl <sub>5</sub> , (C <sub>2</sub> H <sub>5</sub> ) <sub>2</sub> O C <sub>6</sub> H <sub>5</sub> SO <sub>2</sub> Cl, (C <sub>2</sub> H <sub>5</sub> ) <sub>2</sub> O	64 341		
		N-Cyclopropylacetamide (35)	PCl <sub>5</sub> , (C <sub>2</sub> H <sub>5</sub> ) <sub>2</sub> O	341		
	Diethyl ketoxime	N-Ethylpropionamide N-Ethylpropionamide (—, 97)	H <sub>2</sub> SO <sub>4</sub> , CH <sub>3</sub> CO <sub>2</sub> H SO <sub>3</sub> , SO <sub>2</sub> ; ClSO <sub>3</sub> H, SO <sub>3</sub>	65 342, 456		
		Diethyl ketoxime benzene-sulfonate	N,N-Diphenyl-N'-ethylpropionamide (80) N-Cyclohexyl-N'-ethylpropionamide (78)	(C <sub>6</sub> H <sub>5</sub> ) <sub>2</sub> NH Cyclohexylamine	13 13	

ORGANIC REACTIONS

THE BECKMANN REARRANGEMENT

Note: References 338 to 593 are on pp. 152–156.

\* The isolation of the amide was not reported.

61

TABLE I—Continued

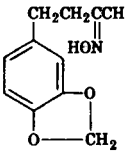
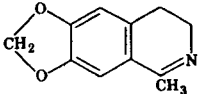
No. of C Atoms	Starting Material	Products (% Yield)	Catalysts and Experimental Conditions	References
C <sub>5</sub> (continued)	$\alpha$ -Oximinovaleic acid	<i>n</i> -C <sub>3</sub> H <sub>7</sub> CN, CO <sub>2</sub> , and H <sub>2</sub> O	H <sub>2</sub> SO <sub>4</sub>	74
	$\beta$ -Methyl- $\alpha$ -oximinobutyric acid	<i>i</i> -C <sub>3</sub> H <sub>7</sub> CN, CO <sub>2</sub> , and H <sub>2</sub> O	H <sub>2</sub> SO <sub>4</sub>	74
C <sub>6</sub>	Levulinic acid oxime	N-Methylsuccinamic acid (50)	H <sub>2</sub> SO <sub>4</sub>	339
	Methyl <i>n</i> -butyl ketoxime	N- <i>n</i> -Butylacetamide (74)	PCl <sub>5</sub> , (C <sub>2</sub> H <sub>5</sub> ) <sub>2</sub> O	64
	Pinacolone oxime	N- <i>t</i> -Butylacetamide	PCl <sub>5</sub> , (C <sub>2</sub> H <sub>5</sub> ) <sub>2</sub> O	343
	Ethyl <i>n</i> -propyl ketoxime	N- <i>n</i> -Propylpropionamide (74)	PCl <sub>5</sub> , (C <sub>2</sub> H <sub>5</sub> ) <sub>2</sub> O	64
	Ethyl acetoacetate oxime sulfonate	N- <i>n</i> -Propylpropionamide (92)	93% H <sub>2</sub> SO <sub>4</sub>	64
		Unidentified product	HCl (4N), CH <sub>3</sub> CO <sub>2</sub> H	60
	$\alpha$ -Oximinocaproic acid	<i>n</i> -C <sub>4</sub> H <sub>9</sub> CN, CO <sub>2</sub> , and H <sub>2</sub> O	H <sub>2</sub> SO <sub>4</sub>	74
	$\gamma$ -Methyl- $\alpha$ -oximinovaleic acid	$\beta$ -Methylbutyronitrile, CO <sub>2</sub> , and H <sub>2</sub> O	H <sub>2</sub> SO <sub>4</sub>	74
	$\alpha$ -Oximinoadipic acid	$\gamma$ -Cyanobutyric acid	(CH <sub>3</sub> CO) <sub>2</sub> O	73
	Acetyltrimethylammonium chloride oxime	[(CH <sub>3</sub> ) <sub>3</sub> NCH <sub>2</sub> CONHCH <sub>3</sub> ] <sup>+</sup> Cl <sup>-</sup>	PCl <sub>5</sub> ; CH <sub>3</sub> COCl, (CH <sub>3</sub> CO) <sub>2</sub> O; H <sub>2</sub> SO <sub>4</sub> ; C <sub>6</sub> H <sub>5</sub> COCl	344
Acetyltrimethylammonium bromide oxime	[(CH <sub>3</sub> ) <sub>3</sub> NCH <sub>2</sub> CONHCH <sub>3</sub> ] <sup>+</sup> Br <sup>-</sup>	PCl <sub>5</sub> ; H <sub>2</sub> SO <sub>4</sub> ; CH <sub>3</sub> COCl, † (CH <sub>3</sub> CO) <sub>2</sub> O	344	
C <sub>7</sub>	Methyl <i>n</i> -amyl ketoxime	N- <i>n</i> -Amylacetamide (76)	PCl <sub>5</sub> , (C <sub>2</sub> H <sub>5</sub> ) <sub>2</sub> O	64
	Di- <i>n</i> -propyl ketoxime	N- <i>n</i> -Propyl- <i>n</i> -butylamide	H <sub>2</sub> SO <sub>4</sub> , CH <sub>3</sub> CO <sub>2</sub> H	65
	Diisopropyl ketoxime	Isobutyric acid and isopropylamine	CH <sub>3</sub> COCl	346
	Dicyclopropyl ketoxime	N-Cyclopropylcyclopropane-carboxamide (65)	C <sub>6</sub> H <sub>5</sub> SO <sub>2</sub> Cl, 62% dioxane	347
C <sub>8</sub>	$\delta$ -Methyl- $\alpha$ -oximinocaproic acid	$\gamma$ -Methylvaleronitrile, CO <sub>2</sub> , and H <sub>2</sub> O	H <sub>2</sub> SO <sub>4</sub>	74
	$\alpha$ -Oximinopimelic acid	$\delta$ -Cyanovaleic acid	(CH <sub>3</sub> CO) <sub>2</sub> O	73
	Methyl <i>n</i> -hexyl ketoxime	N- <i>n</i> -Hexylacetamide (73)	PCl <sub>5</sub> , (C <sub>2</sub> H <sub>5</sub> ) <sub>2</sub> O	64, 340
	2-Oximino-3,4,4-trimethylpentane	N-(1,2,2-Trimethylpropyl)-acetamide (36)	PCl <sub>5</sub> , (C <sub>2</sub> H <sub>5</sub> ) <sub>2</sub> O	348
	2-Oximino-4,4-dimethylhexane	N-(2,2-Dimethylbutyl)-acetamide (20)	PCl <sub>5</sub> , (C <sub>2</sub> H <sub>5</sub> ) <sub>2</sub> O	348
		N-(2,3-Dimethylbutyl)-acetamide (20)	C <sub>6</sub> H <sub>5</sub> SO <sub>2</sub> Cl	348
C <sub>9</sub>	2-Methyl-2-hepten-6-one oxime	Dihydrocollidone	P <sub>2</sub> O <sub>5</sub>	75
	$\alpha$ -Oximinocaprylic acid	<i>n</i> -C <sub>6</sub> H <sub>13</sub> CN, CO <sub>2</sub> , and H <sub>2</sub> O	(CH <sub>3</sub> CO) <sub>2</sub> O	73
	Di- <i>n</i> -butyl ketoxime	N- <i>n</i> -Butylvaleramide (40)	PCl <sub>5</sub> , (C <sub>2</sub> H <sub>5</sub> ) <sub>2</sub> O	64
	Ethyl cyclohexyl ketoxime	N-Cyclohexylpropionamide	PCl <sub>5</sub> , (C <sub>2</sub> H <sub>5</sub> ) <sub>2</sub> O	349
	(+)-2-Oximino-3-ethylheptane	(-)-N-Acetyl-3-aminoheptane	PCl <sub>5</sub> , (C <sub>2</sub> H <sub>5</sub> ) <sub>2</sub> O	11
	<i>dl</i> -2-Oximino-3-ethylheptane	<i>dl</i> -N-Acetyl-3-aminoheptane	PCl <sub>5</sub> , (C <sub>2</sub> H <sub>5</sub> ) <sub>2</sub> O	11
	<i>d</i> + <i>dl</i> -2-Oximino-3-ethylheptane	<i>d</i> + <i>dl</i> -N-Acetyl-3-aminoheptane	PCl <sub>5</sub> , (C <sub>2</sub> H <sub>5</sub> ) <sub>2</sub> O	11
	Phenylacetone oxime	N-Benzylacetamide (40)	BF <sub>3</sub> , CH <sub>3</sub> CO <sub>2</sub> H	19
	Phenylacetone oxime sulfonate	2,5-Diphenyl-3,6-dimethyl piperazine	HCl (4N), CH <sub>3</sub> CO <sub>2</sub> H	60
	C <sub>10</sub>	(+)-Methyl $\alpha$ -phenylethyl ketoxime	(-)-N- $\alpha$ -Phenylethylacetamide	H <sub>2</sub> SO <sub>4</sub> , (C <sub>2</sub> H <sub>5</sub> ) <sub>2</sub> O
$\alpha$ -Oximino- $\beta$ -methylpelargonic acid		$\alpha$ -Methylcaprylonitrile, CO <sub>2</sub> , and H <sub>2</sub> O	H <sub>2</sub> SO <sub>4</sub>	74
Ethyl $\alpha$ , $\alpha$ -diethyl- $\beta$ -oximino-butyrate		CH <sub>3</sub> CONHC(C <sub>2</sub> H <sub>5</sub> ) <sub>2</sub> CO <sub>2</sub> C <sub>2</sub> H <sub>5</sub> ‡	85% H <sub>2</sub> SO <sub>4</sub>	71

Note: References 338 to 593 are on pp. 152–156.

† Benzoyl chloride did not bring about rearrangement.

‡ Phosphorus pentachloride, sulfuric acid, and hydrochloric acid were not satisfactory catalysts.

TABLE I—Continued



No. of C Atoms	Starting Material	Products (% Yield)	Catalysts and Experimental Conditions	References	
C <sub>10</sub> (continued)	Benzalacetone oxime	Quinoline	P <sub>2</sub> O <sub>5</sub> , infusorial earth	76	
	<i>syn</i> -Methyl styryl ketoxime	N-Styrylacetylamide	PCl <sub>5</sub> , (C <sub>2</sub> H <sub>5</sub> ) <sub>2</sub> O	69	
	<i>anti</i> -Methyl styryl ketoxime	N-Methylcinnamamide	PCl <sub>5</sub> , (C <sub>2</sub> H <sub>5</sub> ) <sub>2</sub> O	69	
		3-Methyl-4-phenylisoxazole	H <sub>2</sub> SO <sub>4</sub>	69	
	<i>syn</i> -Methyl 4-nitrostyryl ketoxime	N-4-Nitrostyrylacetylamide	PCl <sub>5</sub> , (C <sub>2</sub> H <sub>5</sub> ) <sub>2</sub> O	305	
	$\alpha$ -Chlorobenzalacetone oxime	N-Phenylacetylacetylamide	PCl <sub>5</sub> , (C <sub>2</sub> H <sub>5</sub> ) <sub>2</sub> O	69	
	$\alpha$ -Bromobenzalacetone oxime	N-Phenylacetylacetylamide	PCl <sub>5</sub> , (C <sub>2</sub> H <sub>5</sub> ) <sub>2</sub> O	69	
C <sub>11</sub>	5-Keto-3,4,6-trimethylheptanoic acid oxime	Isobutyric acid § and isopropylamine	<i>p</i> -CH <sub>3</sub> C <sub>6</sub> H <sub>4</sub> SO <sub>2</sub> Cl, pyridine	350	
	Methyl <i>n</i> -nonyl ketoxime	N-Nonylacetylamide	80% H <sub>2</sub> SO <sub>4</sub>	351	
		<i>n</i> -C <sub>9</sub> H <sub>19</sub> CONHCH <sub>3</sub> , CH <sub>3</sub> CONHC <sub>9</sub> H <sub>19</sub> - <i>n</i>	H <sub>2</sub> SO <sub>4</sub>	352	
		$\beta$ -(3-Piperonyl)propionic acid N-methyl amide (20), N- $\beta$ -(3-piperonyl)acetamide (45), 1-methyl-6,7-methylene-dioxyisoquinoline (15)	PCl <sub>5</sub> , C <sub>6</sub> H <sub>6</sub>	77	
					
				P <sub>2</sub> O <sub>5</sub> , C <sub>6</sub> H <sub>5</sub> CH <sub>3</sub>	77
C <sub>12</sub>	<i>syn</i> -Methyl 4-methoxystyryl ketoxime	N-4-Methoxystyrylacetylamide	PCl <sub>5</sub> , (C <sub>2</sub> H <sub>5</sub> ) <sub>2</sub> O	305	
	<i>anti</i> -Methyl 4-methoxystyryl ketoxime	N-Methyl-(4-methoxy)-cinnamamide	PCl <sub>5</sub> , (C <sub>2</sub> H <sub>5</sub> ) <sub>2</sub> O	305	
	6-Cyclohexyl-6-oxocaproic acid oxime	N-Cyclohexyladipic acid monoamide	PCl <sub>5</sub> , (C <sub>2</sub> H <sub>5</sub> ) <sub>2</sub> O	354	
	Methyl $\beta$ -(3,4-dimethoxyphenyl)ethyl ketoxime	1-Methyl-3,4-dihydro-6,7-dimethoxyisoquinoline	P <sub>2</sub> O <sub>5</sub> , C <sub>6</sub> H <sub>5</sub> CH <sub>3</sub>	77	
C <sub>13</sub>	<i>p</i> -Dimethylaminobenzalacetone oxime	Failed to react		355	
	Methyl undecyl ketoxime	Undecylamine and lauric acid N-Undecylacetamide	H <sub>2</sub> SO <sub>4</sub> , CH <sub>3</sub> CO <sub>2</sub> H PCl <sub>5</sub> , (C <sub>2</sub> H <sub>5</sub> ) <sub>2</sub> O	356 357	
C <sub>14</sub>	Ethyl $\alpha,\alpha$ -di- <i>n</i> -butyl- $\beta$ -oximinobutyrate	CH <sub>3</sub> CONH(C <sub>4</sub> H <sub>9</sub> - <i>n</i> ) <sub>2</sub> CO <sub>2</sub> C <sub>2</sub> H <sub>5</sub>	85% H <sub>2</sub> SO <sub>4</sub>	71	
	$\alpha$ -Kessyl ketoxime (C <sub>14</sub> H <sub>23</sub> NO <sub>2</sub> )	Isoxime (m.p. 160°), nitrile (m.p. 155°)	H <sub>2</sub> SO <sub>4</sub>	358	
C <sub>15</sub>	Dibenzyl ketoxime	Phenylacetamide (11) Phenylacetic acid (12) Phenylacetoneitrile (13) Dibenzyl ketone (64)	Cu, H <sub>2</sub> (carrier gas), 200°	67	
	Dibenzyl ketoxime benzene-sulfonate	N-Benzylphenylacetamide	H <sub>2</sub> O	106	
	1,1-Diphenylacetone oxime <i>p</i> -toluenesulfonate	N-Acetylbenzhydrylamine (35)	Pyridine	61	
	C <sub>17</sub>	Methyl <i>n</i> -pentadecyl ketoxime	<i>n</i> -Pentadecylamine and palmitic acid*	H <sub>2</sub> SO <sub>4</sub> , CH <sub>3</sub> CO <sub>2</sub> H	356
2-Oximino-3,3-dibenzyl propane		No reaction	SOCl <sub>2</sub>	231	

Note: References 338 to 593 are on pp. 152–156.

\* The isolation of the amide was not reported.

§ The amide was hydrolyzed to yield the product(s).

TABLE I—Continued

No. of C Atoms	Starting Material	Products (% Yield)	Catalysts and Experimental Conditions	References
C <sub>17</sub> (continued)	Dibenzalacetone oxime	Unidentified product	H <sub>2</sub> SO <sub>4</sub>	360
		3-Phenyl-5-styrylisoxazoline	H <sub>2</sub> SO <sub>4</sub>	69
		N-Styrylcinnamamide	PCl <sub>5</sub> , (C <sub>2</sub> H <sub>5</sub> ) <sub>2</sub> O	69
C <sub>18</sub>	Ethyl pentadecyl ketoxime	Pentadecylamine and palmitic acid §	H <sub>2</sub> SO <sub>4</sub> , CH <sub>3</sub> CO <sub>2</sub> H	356
		3-Oximinostearic acid	H <sub>2</sub> SO <sub>4</sub>	359
		10-Oximinostearic acid	n-Octylamine, 9-amino-nonanoic acid, sebacic acid, pelargonic acid §	H <sub>2</sub> SO <sub>4</sub>
C <sub>19</sub>	n-Propyl pentadecyl ketoxime	Pentadecylamine and palmitic acid §	H <sub>2</sub> SO <sub>4</sub> , CH <sub>3</sub> CO <sub>2</sub> H	356
C <sub>20</sub>	Ethyl n-heptadecyl ketoxime	n-Heptadecylamine and stearic acid §	H <sub>2</sub> SO <sub>4</sub> , CH <sub>3</sub> CO <sub>2</sub> H	356
		Ethyl α,α-dibenzyl-β-oximino-butyrate	3-Methyl-4,4-dibenzyl-5-isoxazolone (25–40)	85% H <sub>2</sub> SO <sub>4</sub>
C <sub>29</sub>	10-Nonacosanone oxime	N-Nonyleicosanamide	H <sub>2</sub> SO <sub>4</sub> , CH <sub>3</sub> CO <sub>2</sub> H	361
		Mixture of amides	H <sub>2</sub> SO <sub>4</sub> , CH <sub>3</sub> CO <sub>2</sub> H	356
		β,β,β',β'-Tetraphenyldiethyl ketoxime	N-β,β-Diphenylethyl-β'-β'-diphenylpropionamide	PCl <sub>5</sub> , (C <sub>2</sub> H <sub>5</sub> ) <sub>2</sub> O
C <sub>31</sub>	Palmitone oxime	N-n-Pentadecylpalmitamide	H <sub>2</sub> SO <sub>4</sub> , CH <sub>3</sub> CO <sub>2</sub> H	356
C <sub>50</sub>	CH <sub>3</sub> C(=NOH)C <sub>47</sub> H <sub>93</sub> 	HO <sub>2</sub> CC <sub>47</sub> H <sub>93</sub> 	PCl <sub>5</sub> , (C <sub>2</sub> H <sub>5</sub> ) <sub>2</sub> O	363

Note: References 3338 to 593 are on pp. 152–156.

§ The amide was hydrolyzed to yield the product(s).



TABLE II  
ALIPHATIC AROMATIC KETOXIMES

No. of C Atoms	Starting Material	Products (% Yield)	Catalysts and Experimental Conditions	References
C <sub>8</sub>	Acetophenone oxime	Acetanilide (39)	CH <sub>3</sub> COCl	18,100
		Acetanilide (41)	C <sub>6</sub> H <sub>5</sub> COCl	18
		Acetanilide (40)	ClCH <sub>2</sub> COCl	18
		Acetanilide (98)	C <sub>6</sub> H <sub>5</sub> SO <sub>2</sub> Cl	18
		Acetanilide (70-80)	C <sub>6</sub> H <sub>5</sub> SO <sub>2</sub> Cl, (C <sub>2</sub> H <sub>5</sub> ) <sub>2</sub> O; PCl <sub>5</sub> , (C <sub>2</sub> H <sub>5</sub> ) <sub>2</sub> O	6
		Acetanilide	PCl <sub>5</sub> , (C <sub>2</sub> H <sub>5</sub> ) <sub>2</sub> O	81
		Acetanilide (80), diphenylacetamidine (15-20)	SOCl <sub>2</sub> , (C <sub>2</sub> H <sub>5</sub> ) <sub>2</sub> O	80
		Acetanilide	HCl; HBr; HI	102
		Acetanilide	H <sub>2</sub> SO <sub>4</sub> (5M)	1
		Acetanilide (65)	Anhydrous HF	83
		Acetanilide (87-98)	BF <sub>3</sub> , CH <sub>3</sub> CO <sub>2</sub> H	19
		Acetanilide	HCl, (CH <sub>3</sub> CO) <sub>2</sub> O, CH <sub>3</sub> CO <sub>2</sub> H	100
		Acetanilide (91, 53)	CF <sub>3</sub> CO <sub>2</sub> H	82, 409
		Acetanilide (33) and 4-chloroacetanilide (22)	Cl <sub>2</sub> ·Br <sub>2</sub> , SO <sub>2</sub>	364
		N-Ethylaniline (9) and α-phenylethylamine (30)	LiAlH <sub>4</sub> , (C <sub>2</sub> H <sub>5</sub> ) <sub>2</sub> O	89
		N-Ethylaniline (10-15) and α-phenylethylamine	LiAlH <sub>4</sub> , (C <sub>2</sub> H <sub>5</sub> ) <sub>2</sub> O	88
		C <sub>6</sub> H <sub>5</sub> CN and C <sub>6</sub> H <sub>5</sub> CO <sub>2</sub> H	Cu, H <sub>2</sub>	85
		CH <sub>3</sub> CO <sub>2</sub> H, C <sub>6</sub> H <sub>5</sub> CN, NH <sub>3</sub> , C <sub>6</sub> H <sub>5</sub> CO <sub>2</sub> H, C <sub>6</sub> H <sub>5</sub> COCH <sub>3</sub> , C <sub>6</sub> H <sub>5</sub> NH <sub>2</sub> , and CH <sub>3</sub> CONHC <sub>6</sub> H <sub>5</sub>	Japanese acid earth (Al <sub>2</sub> O <sub>3</sub> )	86

Note: References 338 to 593 are on pp. 152-156.

THE BECKMANN REARRANGEMENT

67

TABLE II—Continued  
ALIPHATIC AROMATIC KETOXIMES

No. of C Atoms	Starting Material	Products (% Yield)	Catalysts and Experimental Conditions	References	
C <sub>8</sub> (continued)	Acetophenone oxime (continued)	Acetanilide	H <sub>3</sub> BO <sub>3</sub> -Al <sub>2</sub> O <sub>3</sub>	148	
		2-Methyl-3-phenyl-5-ethyl-6-methyl-4-pyrimidone (65)*	PCl <sub>5</sub> , (C <sub>2</sub> H <sub>5</sub> ) <sub>2</sub> O	365	
		No reaction	(CH <sub>3</sub> CO) <sub>2</sub> O	80, 100	
		Acetophenone oxime hydrochloride	Acetanilide and diphenylacetamidine	102	
		Acetophenone oxime hydrobromide	Acetanilide	102	
		Acetophenone oxime cuprous chloride complex	Unidentified product	C <sub>6</sub> H <sub>5</sub> CH <sub>3</sub>	68
		Acetophenone oxime sulfonate	Acetanilide (77)	HCl, dioxane	60
		Potassium acetophenone oxime sulfonate	1-Phenyl-5-methyltetrazole (72)	Alkali or acid and NaN <sub>3</sub>	14
		Acetophenone oxime methane-sulfonate	N,N'-Diphenylacetamidine (24)	C <sub>6</sub> H <sub>5</sub> NH <sub>2</sub>	13
		Acetophenone oxime benzene-sulfonate	Acetanilide (27)		13
			Tetrabenzyl pyrophosphate (16)†	Dibenzyl hydrogen phosphate, CH <sub>3</sub> CN, (C <sub>2</sub> H <sub>5</sub> ) <sub>3</sub> N	338
		Acetophenone oxime p-toluene-sulfonate	N,N'-Diphenylacetamidine (95)	C <sub>6</sub> H <sub>5</sub> NH <sub>2</sub>	13
		Acetophenone oxime picryl ether	N-Picrylacetanilide‡		43
		Methyl 4-fluorophenyl ketoxime	N-Ethyl-p-fluoroaniline (8) and α-4-fluorophenylethylamine (35)	LiAlH <sub>4</sub> , (C <sub>2</sub> H <sub>5</sub> ) <sub>2</sub> O	89
		Methyl 4-fluorophenyl ketoxime picryl ether	N-Picryl-4-fluoroacetanilide‡		43
		Methyl 2-chlorophenyl ketoxime	N-Acetyl-2-chloroaniline (90)	H <sub>2</sub> SO <sub>4</sub>	40
			Methyl 2-chlorophenyl ketone	18% HCl	91

68

ORGANIC REACTIONS

Methyl 2-chlorophenyl ketoxime picryl ether	N-Picryl-2-chloroacetanilide ‡		43
Methyl 3-chlorophenyl ketoxime picryl ether	N-Picryl-3-chloroacetanilide ‡		43
Methyl 4-chlorophenyl ketoxime	N-Ethyl- <i>p</i> -chloroaniline (7) and $\alpha$ -4-chlorophenylethylamine (50)	LiAlH <sub>4</sub> , (C <sub>2</sub> H <sub>5</sub> ) <sub>2</sub> O	89
Methyl 4-chlorophenyl ketoxime picryl ether	N-Picryl-4-chloroacetanilide ‡		43
Methyl 4-bromophenyl ketoxime	N-Ethyl- <i>p</i> -bromoaniline (5) and $\alpha$ -4-bromophenylethylamine (35)	LiAlH <sub>4</sub> , (C <sub>2</sub> H <sub>5</sub> ) <sub>2</sub> O	89
Methyl 4-bromophenyl ketoxime benzenesulfonate	N,N'-bis(4-Bromophenyl)acetamidine (96)	<i>p</i> -BrC <sub>6</sub> H <sub>4</sub> NH <sub>2</sub>	13
Methyl 2-iodophenyl ketoxime	Methyl 2-iodophenyl ketone	18% HCl	91
Methyl 4-iodophenyl ketoxime	N-Ethyl- <i>p</i> -iodoaniline (7) and $\alpha$ -4-iodophenylethylamine (14)	LiAlH <sub>4</sub> , (C <sub>2</sub> H <sub>5</sub> ) <sub>2</sub> O	89
Methyl 4-iodophenyl ketoxime picryl ether	N-Picryl-4-iodoacetanilide ‡		43
Methyl 2-nitrophenyl ketoxime	N-Acetyl-2-nitroaniline (86)	H <sub>2</sub> SO <sub>4</sub>	40
Methyl 2-nitrophenyl ketoxime picryl ether	Methyl 2-nitrophenyl ketone N-Picryl-2-nitroacetanilide ‡	18% HCl	91 43
Methyl 4-nitrophenyl ketoxime picryl ether	N-Picryl-4-nitroacetanilide ‡		43
Methyl 2-hydroxyphenyl ketoxime	Methyl 2-hydroxyphenyl ketone	18% HCl	91
Methyl 2-hydroxy-5-nitrophenyl ketoxime acetate	3-Methyl-5-nitrobenzoxazole and 2-hydroxy-5-nitroacetanilide	Not specified	245

Note: References 338 to 593 are on pp. 152-156.

\* The amide was not isolated. The intermediate chlorimide was treated with an  $\alpha$ -alkyl- $\beta$ -aminocrotonate ester to yield the 4-pyrimidone.

† Isolation of the amide was not reported.

‡ The picryl ethers were rearranged in 85-90% yield by heating in ethylene dichloride or another chlorinated hydrocarbon.

69

TABLE II—Continued

70

ALIPHATIC AROMATIC KETOXIMES					
No. of C Atoms	Starting Material	Products (% Yield)	Catalysts and Experimental Conditions	References	
<i>(continued)</i> C <sub>8</sub>	Methyl 2-aminophenyl ketoxime	Unidentified product	18% HCl	91	
	Methyl 2-bromo-5-nitrophenyl ketoxime ( <i>syn-anti</i> mixture)	N-Acetyl- <i>o</i> -phenylenediamine and C <sub>10</sub> H <sub>10</sub> NO <sub>2</sub> 2-Bromo-5-nitroaniline (50)	P <sub>2</sub> O <sub>5</sub> ; ZnCl <sub>2</sub> ; HCl, (CH <sub>3</sub> CO) <sub>2</sub> O, CH <sub>3</sub> CO <sub>2</sub> H H <sub>2</sub> SO <sub>4</sub>	367 368	
	<i>syn</i> -Methyl 2-bromo-5-nitrophenyl ketoxime		2-Bromo-5-nitroacetanilide (77)	PCl <sub>5</sub> , (C <sub>2</sub> H <sub>5</sub> ) <sub>2</sub> O	368
			2-Bromo-5-nitroacetanilide (58)	PCl <sub>5</sub> , (C <sub>2</sub> H <sub>5</sub> ) <sub>2</sub> O	368
	<i>syn</i> -Chloromethyl phenyl ketoxime	2-Bromo-5-nitroaniline	H <sub>2</sub> SO <sub>4</sub>	368	
	Chloromethyl phenyl ketoxime picryl ether	Chloroacetanilide	PCl <sub>5</sub> , (C <sub>2</sub> H <sub>5</sub> ) <sub>2</sub> O	369	
		N-Picrylchloroacetanilide (100) ‡		48	
	<i>syn</i> -Bromomethyl phenyl ketoxime	Bromoacetanilide	PCl <sub>5</sub> , (C <sub>2</sub> H <sub>5</sub> ) <sub>2</sub> O	369	
	Chloromethyl 4-chlorophenyl ketoxime	N-Chloroacetyl-4-chloroaniline	H <sub>2</sub> SO <sub>4</sub>	370	
	Chloromethyl 4-bromophenyl ketoxime	N-Chloroacetyl-4-bromoaniline	H <sub>2</sub> SO <sub>4</sub>	370	
	<i>anti</i> -Bromomethyl 3-nitrophenyl ketoxime	N-Bromoacetyl-3-nitroaniline	PCl <sub>5</sub> , (C <sub>2</sub> H <sub>5</sub> ) <sub>2</sub> O	369	
	Bromomethyl 4-chlorophenyl ketoxime	N-Bromoacetyl-4-chloroaniline	H <sub>2</sub> SO <sub>4</sub>	370	
	Dibromomethyl 4-bromophenyl ketoxime	N-Dibromoacetyl-4-bromoaniline	H <sub>2</sub> SO <sub>4</sub>	370	
	Benzoylformic acid oxime ( <i>syn</i> or <i>anti</i> )	Benzonitrile	C <sub>6</sub> H <sub>5</sub> SO <sub>2</sub> Cl, pyridine	95	
	Benzoyl cyanide oxime	N-Phenyloxalamide	PCl <sub>5</sub> , (C <sub>2</sub> H <sub>5</sub> ) <sub>2</sub> O	92	

ORGANIC REACTIONS

	<i>o</i> -Chlorobenzoyl cyanide oxime	No reaction	PCl <sub>5</sub> , (C <sub>2</sub> H <sub>5</sub> ) <sub>2</sub> O	92
	<i>p</i> -Chlorobenzoyl cyanide oxime	No reaction	PCl <sub>5</sub> , (C <sub>2</sub> H <sub>5</sub> ) <sub>2</sub> O	92
C <sub>9</sub>	Ethyl phenyl ketoxime	Propionanilide (65-80)	PCl <sub>5</sub> , (C <sub>2</sub> H <sub>5</sub> ) <sub>2</sub> O; C <sub>6</sub> H <sub>5</sub> SO <sub>2</sub> Cl	6
		Propionanilide (85) and N,N'-di-phenylpropionamide (15)	SOCl <sub>2</sub> , (C <sub>2</sub> H <sub>5</sub> ) <sub>2</sub> O	80
	Ethyl phenyl ketoxime picryl ether	N-Picryl- <i>n</i> -propionanilide (96)†		48
	Methyl <i>o</i> -anisyl ketoxime	Sulfonation products	H <sub>2</sub> SO <sub>4</sub>	40
		Methyl <i>o</i> -anisyl ketone and anisidine	18% HCl	91
	Methyl <i>o</i> -anisyl ketoxime picryl ether	N-Picryl-2-methoxyacetanilide†		43
	Methyl <i>m</i> -anisyl ketoxime	Methyl <i>m</i> -anisyl ketone	18% HCl	91
	Methyl <i>m</i> -anisyl ketoxime picryl ether	N-Picryl-3-methoxyacetanilide†		43
	Methyl <i>p</i> -anisyl ketoxime	<i>p</i> -Anisidine (75-85)	PCl <sub>5</sub> , (C <sub>2</sub> H <sub>5</sub> ) <sub>2</sub> O	84
		N-Ethyl- <i>p</i> -anisidine (59) and $\alpha$ -anisylethylamine (4)	LiAlH <sub>4</sub> , (C <sub>2</sub> H <sub>5</sub> ) <sub>2</sub> O	89
		Acet- <i>p</i> -aniside (99)	Polyphosphoric acid	123
	Methyl <i>p</i> -anisyl ketoxime picryl ether	N-Picryl-4-methoxyacetanilide†		43
	Methyl <i>o</i> -tolyl ketoxime	Methyl <i>o</i> -tolyl ketone and <i>o</i> -toluidine	18% HCl	91
		N-Acetyl- <i>o</i> -toluidine (100)	H <sub>2</sub> SO <sub>4</sub>	40
	Methyl <i>o</i> -tolyl ketoxime picryl ether	N-Picryl-2-methylacetanilide†		43
	Methyl <i>m</i> -tolyl ketoxime	Methyl <i>m</i> -tolyl ketone	18% HCl	91
	Methyl <i>m</i> -tolyl ketoxime picryl ether	N-Picryl-3-methylacetanilide†		43
	Methyl <i>p</i> -tolyl ketoxime	N-Ethyltoluidine (30) and $\alpha$ -tolylethylamine (17)	LiAlH <sub>4</sub> , (C <sub>2</sub> H <sub>5</sub> ) <sub>2</sub> O	89
		N-Acetyl- <i>p</i> -toluidine (80) and N,N'-di- <i>p</i> -tolylacetamide (20)	SOCl <sub>2</sub> , (C <sub>2</sub> H <sub>5</sub> ) <sub>2</sub> O	80

Note: References 338 to 593 are on pp. 152-156.

† The picryl ethers were rearranged in 85-90% yield by heating in ethylene dichloride or another chlorinated hydrocarbon.

71

TABLE II—Continued

72

ALIPHATIC AROMATIC KETOXIMES				
No. of C Atoms	Starting Material	Products (% Yield)	Catalysts and Experimental Conditions	References
C <sub>9</sub> (continued)	Methyl <i>p</i> -tolyl ketoxime (continued)	2-Methyl-3- <i>p</i> -tolyl-5-ethyl-6-methyl-4-pyrimidone (65)*§	PCl <sub>5</sub> , (C <sub>2</sub> H <sub>5</sub> ) <sub>2</sub> O	81, 365
	Methyl <i>p</i> -tolyl ketoxime picryl ether	N-Picryl-4-methylacetanilide†		43
	Methyl 2-methyl-4-hydroxyphenyl ketoxime	Methyl 2-methyl-4-hydroxyphenyl ketone and 4-hydroxy-6-methylaniline	18% HCl	91
	Methyl 2-hydroxy-3-methylphenyl ketoxime	Methyl 2-hydroxy-3-methylphenyl ketone	18% HCl	91
	Methyl 3-methyl-4-hydroxyphenyl ketoxime	Methyl 3-methyl-4-hydroxyphenyl ketone	18% HCl	91
	Methyl 2-hydroxy-4-methylphenyl ketoxime	Methyl 2-hydroxy-4-methylphenyl ketone	18% HCl	91
	Methyl 2-hydroxy-5-methylphenyl ketoxime	Methyl 2-hydroxy-5-methylphenyl ketone	18% HCl	91
		2,5-Dimethylbenzoxazole	P <sub>2</sub> O <sub>5</sub> ; P <sub>2</sub> O <sub>5</sub> , (C <sub>2</sub> H <sub>5</sub> ) <sub>2</sub> O; KHSO <sub>4</sub> ; PCl <sub>5</sub> , (C <sub>2</sub> H <sub>5</sub> ) <sub>2</sub> O	8
	Methyl 2-hydroxy-5-methylphenyl ketoxime hydrochloride	Methyl 2-hydroxy-5-methylphenyl ketone, 2-hydroxy-5-methylbenzoic acid, 2-hydroxy-5-methylbenzanilide, 2-hydroxy-5-methylaniline, and, 2,5-dimethylbenzoxazole	H <sub>2</sub> O	8
C <sub>10</sub>	<i>n</i> -Propyl phenyl ketoxime	N,N'-Diphenylbutyramidine (80) and butyranilide (20)	SOCl <sub>2</sub> , (C <sub>2</sub> H <sub>5</sub> ) <sub>2</sub> O	80, 372

		2- <i>n</i> -Propyl-3-phenyl-5-ethyl-6-methyl-4-pyrimidone (72)§	PCl <sub>5</sub> , (C <sub>2</sub> H <sub>5</sub> ) <sub>2</sub> O	365
<i>n</i> -Propyl phenyl ketoxime ether		N-Picryl- <i>n</i> -butyranilide (88)‡		48
<i>syn</i> -Isopropyl phenyl ketoxime		Isobutyranilide	C <sub>6</sub> H <sub>5</sub> SO <sub>2</sub> Cl, pyridine	373
<i>syn</i> -Isopropyl phenyl ketoxime ether		N-Picrylisobutyranilide (81)‡		48
<i>anti</i> -Isopropyl phenyl ketoxime		N-Isopropylbenzamide (31)	C <sub>6</sub> H <sub>5</sub> SO <sub>2</sub> Cl, pyridine	373
<i>anti</i> -Isopropyl phenyl ketoxime ether		N-Picryl- <i>N</i> -isopropyl benzamide (84)‡		48
Ethyl 2-fluoro-5-methylphenyl ketoxime		2-Fluoro-5-methylaniline	PCl <sub>5</sub> , (C <sub>2</sub> H <sub>5</sub> ) <sub>2</sub> O	374
Ethyl 4-fluoro-6-methylphenyl ketoxime		4-Fluoro-6-methylaniline	PCl <sub>5</sub> , (C <sub>2</sub> H <sub>5</sub> ) <sub>2</sub> O	374
Methyl <i>p</i> -phenetyl ketoxime		<i>p</i> -Phenetidine (80)	PCl <sub>5</sub> , (C <sub>2</sub> H <sub>5</sub> ) <sub>2</sub> O	84
Methyl 2,3-dimethylphenyl ketoxime		Methyl 2,3-dimethylphenyl ketone	18% HCl	91
Methyl 2,4-dimethylphenyl ketoxime		2,4-Dimethylacetanilide	PCl <sub>5</sub>	375
		Methyl 2,4-dimethylphenylketone and 2,4-dimethylaniline	18% HCl	91
Methyl 2,6-dimethylphenyl ketoxime		Methyl 2,6-dimethylphenyl ketone	18% HCl	91
Methyl 2-methoxy-3-methylphenyl ketoxime		Methyl 2-methoxy-3-methylphenyl ketone and 2-methoxy-3-methylaniline	18% HCl	91
Methyl 2-methoxy-4-methylphenyl ketoxime		2-Methoxy-4-methylaniline and methyl 2-methoxy-4-methylphenyl ketone	18% HCl	91

Note: References 338 to 593 are on pp. 152-156.

\* The amide was not isolated. The intermediate chlorimide was treated with an  $\alpha$ -alkyl- $\beta$ -aminocrotonate ester to yield the 4-pyrimidone.

‡ The picryl ethers were rearranged in 85-90% yield by heating in ethylene dichloride or another chlorinated hydrocarbon.

§ The 5-methyl pyrimidone can be made in the same fashion using the proper crotonate ester.

TABLE II—Continued  
ALIPHATIC AROMATIC KETOXIMES

No. of C Atoms	Starting Material	Products (% Yield)	Catalysts and Experimental Conditions	References
C <sub>10</sub> (continued)	Methyl 2-methoxy-5-methylphenyl ketoxime	Methyl 2-methoxy-5-methylphenyl ketone and 2-methoxy-5-methylaniline	18% HCl	91
	Methyl 2-methyl-4-methoxyphenyl ketoxime	Methyl 2-methyl-4-methoxyphenyl ketone and 2-methyl-4-methoxyaniline	18% HCl	91
	Methyl 2-hydroxy-3,5-dimethylphenyl ketoxime	Methyl 2-hydroxy-3,5-dimethylphenyl ketone	18% HCl	91
	<i>syn</i> -Methyl 2-hydroxy-4,6-dimethylphenyl ketoxime	2,4,6-Trimethylbenzoxazole (100)	HCl, CH <sub>3</sub> CO <sub>2</sub> H; HCO <sub>2</sub> H, H <sub>2</sub> O	8
		2,4,6-Trimethylbenzoxazole	PCl <sub>5</sub> , (C <sub>2</sub> H <sub>5</sub> ) <sub>2</sub> O; heat; KHSO <sub>4</sub>	8
	<i>syn</i> -Methyl 2-hydroxy-4,6-dimethylphenyl ketoxime hydrochloride	2,4,6-Trimethylbenzoxazole		8
	<i>anti</i> -Methyl 2-hydroxy-4,6-dimethylphenyl ketoxime	No reaction	HCl, (CH <sub>3</sub> CO) <sub>2</sub> O, CH <sub>3</sub> CO <sub>2</sub> H; HCO <sub>2</sub> H, H <sub>2</sub> O	8
C <sub>11</sub>	<i>anti</i> -Methyl 2-hydroxy-4,6-dimethylphenyl ketoxime hydrochloride	2,4,6-Trimethylbenzoxazole	PCl <sub>5</sub> , (C <sub>2</sub> H <sub>5</sub> ) <sub>2</sub> O; KHSO <sub>4</sub>	8
	<i>syn</i> -Isobutyl phenyl ketoxime	N-Methylisovaleramide (65-72)	PCl <sub>5</sub> , (C <sub>2</sub> H <sub>5</sub> ) <sub>2</sub> O; C <sub>6</sub> H <sub>5</sub> SO <sub>2</sub> Cl, (C <sub>2</sub> H <sub>5</sub> ) <sub>2</sub> O	6
		N-Isobutylbenzamide (70)	HCl, CH <sub>3</sub> CO <sub>2</sub> H	6
	<i>anti</i> -Isobutyl phenyl ketoxime	N-Isobutylbenzamide (28-72)	PCl <sub>5</sub> , (C <sub>2</sub> H <sub>5</sub> ) <sub>2</sub> O; C <sub>6</sub> H <sub>5</sub> SO <sub>2</sub> Cl, (C <sub>2</sub> H <sub>5</sub> ) <sub>2</sub> O	6
		N-Isobutylbenzamide (80)	HCl, CH <sub>3</sub> CO <sub>2</sub> H	6

	<i>n</i> -Propyl 2-hydroxy-5-methylphenyl ketoxime	<i>n</i> -Propyl 2-hydroxy-5-methylphenyl ketone	18% HCl	91
	Methyl 2-methoxy-3,5-dimethylphenyl ketoxime	Methyl 2-methoxy-3,5-dimethylphenyl ketone and 2-methoxy-3,5-dimethylaniline	18% HCl	91
	Methyl 2-methoxy-4,6-dimethylphenyl ketoxime	Methyl 2-methoxy-4,6-dimethylphenyl ketone and 2-methoxy-4,6-dimethylaniline	18% HCl	91
	Ethyl 2,4-dimethylphenyl ketoxime	Ethyl 2,4-dimethylphenyl ketone and 2,4-dimethylaniline	18% HCl	91
	Methyl mesityl ketone	Mesidine and acetic acid	NH <sub>2</sub> OH · HCl	50
	Methyl mesityl ketoxime	Acetomesidide (94)	H <sub>2</sub> SO <sub>4</sub>	52
		Acetomesidide (86)	BF <sub>3</sub>	264
	5-Acetylundane oxime	N-Acetyl-5-aminoindane	PCl <sub>5</sub> , (C <sub>2</sub> H <sub>5</sub> ) <sub>2</sub> O	376
		5-Aminoindane	PCl <sub>5</sub> , (C <sub>2</sub> H <sub>5</sub> ) <sub>2</sub> O	377
	4-Nitro-5-acetylundane oxime	4-Nitro-5-(N-acetylamino)indane	PCl <sub>5</sub> , (C <sub>2</sub> H <sub>5</sub> ) <sub>2</sub> O	378
	Methyl 4-carbethoxyphenyl ketoxime picryl ether	N-Picryl-4-carbethoxyacetanilide ‡		43
C <sub>12</sub>	Methyl 2,5-diethylphenyl ketoxime	Methyl 2,5-diethylphenyl ketone and 2,5-diethylaniline	18% HCl	91
	<i>n</i> -Propyl 2-methoxy-5-methylphenyl ketoxime	<i>n</i> -Propyl 2-methoxy-5-methylphenyl ketone and 2-methoxy-5-methylaniline	18% HCl	91
	Methyl 2-ethoxy-3,4-dimethylphenyl ketoxime	2-Ethoxy-4,5-dimethylaniline	SOCl <sub>2</sub> , CHCl <sub>3</sub>	377a
	Methyl 1-naphthyl ketoxime	Acetic acid (99) and 1-naphthoic acid (1)	PCl <sub>5</sub> , C <sub>6</sub> H <sub>6</sub>	79
	Methyl 2-naphthyl ketoxime	Acetic acid (99) and 2-naphthoic acid (1)	PCl <sub>5</sub> , C <sub>6</sub> H <sub>6</sub>	79

Note: References 338 to 593 are on pp. 152-156.

‡ The picryl ethers were rearranged in 85-90% yield by heating in ethylene dichloride or another chlorinated hydrocarbon.

|| The amide was hydrolyzed to the product(s) without prior isolation.

TABLE II—Continued

## ALIPHATIC AROMATIC KETOXIMES

No. of C Atoms	Starting Material	Products (% Yield)	Catalysts and Experimental Conditions	References
C <sub>12</sub> (continued)	Methyl 2-naphthyl ketoxime sulfonate	N-Acetyl-2-naphthylamine (87)	HCl (4N), dioxane	60
	β-Naphthacyl bromide oxime	β-Naphthylamine (61)	None given	590
	β-Naphthacyl iodide oxime	β-Naphthylamine (71)	None given	590
	2-Acetyl-5,6,7,8-tetrahydronaphthalene oxime	N-Acetyl-2-amino-5,6,7,8-tetrahydronaphthalene		381
	1-Acetylazulene oxime	1-Acetamidoazulene (16)	PCl <sub>5</sub> , (C <sub>2</sub> H <sub>5</sub> ) <sub>2</sub> O	382
	6- <i>p</i> -Anisyl-5-ketovaleric acid oxime	N-(4-Methoxyphenyl)glutaramic acid	BF <sub>3</sub> , (C <sub>2</sub> H <sub>5</sub> ) <sub>2</sub> O	384
C <sub>13</sub>	6- <i>p</i> -Phenetyl-5-ketovaleric acid oxime	N-(4-Ethoxyphenyl)glutaramic acid	BF <sub>3</sub> , (C <sub>2</sub> H <sub>5</sub> ) <sub>2</sub> O	384
	Cyclohexyl phenyl ketoxime	N-Cyclohexylbenzamide	PCl <sub>5</sub> , (C <sub>2</sub> H <sub>5</sub> ) <sub>2</sub> O	349, 383
	<i>syn</i> -Ethyl 3,5-dimethoxy-4-ethylphenyl ketoxime	3,5-Dimethoxy-4-ethylaniline (68)	PCl <sub>5</sub> , (C <sub>2</sub> H <sub>5</sub> ) <sub>2</sub> O	379
	1-Methoxy-4-acetylnaphthalene oxime	1-(N-Acetylamino)-4-methoxynaphthalene (55-60)	PCl <sub>5</sub> , (C <sub>2</sub> H <sub>5</sub> ) <sub>2</sub> O	84
	1-Methoxy-2-acetylnaphthalene oxime picryl ether	N-Picryl-N-(1-methoxy-2-naphthyl)acetamide ‡		48
	3-Methoxy-2-acetylnaphthalene oxime picryl ether	N-Picryl-N-(3-methoxy-2-naphthyl)acetamide ‡		48
C <sub>14</sub>	Benzyl phenyl ketoxime	Phenylacetanilide	C <sub>6</sub> H <sub>5</sub> SO <sub>2</sub> Cl, pyridine	95
		Phenylacetanilide (60)	PCl <sub>5</sub> , (C <sub>2</sub> H <sub>5</sub> ) <sub>2</sub> O	385, 203
		Phenylacetanilide (80-85) and N,N'-diphenylphenylacetamidine (15-20)	SOCl <sub>2</sub> , (C <sub>2</sub> H <sub>5</sub> ) <sub>2</sub> O	80
	Benzyl phenyl ketoxime picryl ether	N-Picryl-N-phenylacetanilide (88) ‡		48
	<i>syn</i> -Benzyl 2-chlorophenyl ketoxime	2'-Chloro-2-phenylacetanilide (65)	PCl <sub>5</sub> , (C <sub>2</sub> H <sub>5</sub> ) <sub>2</sub> O	371
	Benzyl 4-chlorophenyl ketoxime	C <sub>6</sub> H <sub>5</sub> CH <sub>2</sub> CONHC <sub>6</sub> H <sub>4</sub> Cl-4	PCl <sub>5</sub> , (C <sub>2</sub> H <sub>5</sub> ) <sub>2</sub> O	371

	<i>syn</i> -2-Chlorobenzyl phenyl ketoxime	2-ClC <sub>6</sub> H <sub>4</sub> CH <sub>2</sub> CONHC <sub>6</sub> H <sub>5</sub>	PCl <sub>5</sub> , (C <sub>2</sub> H <sub>5</sub> ) <sub>2</sub> O	371
	<i>syn</i> -4-Chlorobenzyl phenyl ketoxime	4-ClC <sub>6</sub> H <sub>4</sub> CH <sub>2</sub> CONHC <sub>6</sub> H <sub>5</sub>	PCl <sub>5</sub> , (C <sub>2</sub> H <sub>5</sub> ) <sub>2</sub> O	371
	2-Chlorobenzyl 2-chlorophenyl ketoxime	2-ClC <sub>6</sub> H <sub>4</sub> CH <sub>2</sub> CONHC <sub>6</sub> H <sub>4</sub> Cl-2 and 2-ClC <sub>6</sub> H <sub>4</sub> CONHCH <sub>2</sub> C <sub>6</sub> H <sub>4</sub> Cl-2	PCl <sub>5</sub> , (C <sub>2</sub> H <sub>5</sub> ) <sub>2</sub> O	371
	<i>syn</i> -4-Chlorobenzyl 4-chlorophenyl ketoxime	4-ClC <sub>6</sub> H <sub>4</sub> CH <sub>2</sub> CONHC <sub>6</sub> H <sub>4</sub> Cl-4 (55-80)	PCl <sub>5</sub> , (C <sub>2</sub> H <sub>5</sub> ) <sub>2</sub> O	371
	<i>syn</i> -2-Chlorobenzyl 4-chlorophenyl ketoxime	2-ClC <sub>6</sub> H <sub>4</sub> CH <sub>2</sub> CONHC <sub>6</sub> H <sub>4</sub> Cl-4 (55-80)	PCl <sub>5</sub> , (C <sub>2</sub> H <sub>5</sub> ) <sub>2</sub> O	371
	<i>syn</i> -4-Chlorobenzyl 2-chlorophenyl ketoxime	4-ClC <sub>6</sub> H <sub>4</sub> CH <sub>2</sub> CONHC <sub>6</sub> H <sub>4</sub> Cl-2 (65)	PCl <sub>5</sub> , (C <sub>2</sub> H <sub>5</sub> ) <sub>2</sub> O	371
	Methyl 2,5-di- <i>n</i> -propylphenyl ketoxime	Methyl 2,5-di- <i>n</i> -propylphenyl ketone and 2,5-di- <i>n</i> -propylaniline	18% HCl	91
	Phenyl anilinomethyl ketoxime	Anilinoacetanilide	PCl <sub>5</sub> , (C <sub>2</sub> H <sub>5</sub> ) <sub>2</sub> O	93
	Methyl <i>p</i> -xenylyl ketoxime	Acetic acid (99) and 4-carboxyphenyl (1)	PCl <sub>5</sub> , C <sub>6</sub> H <sub>6</sub>	79
	Methyl <i>p</i> -xenylyl ketoxime picryl ether	N-Picryl-4-phenylacetanilide ‡		43
	Cyclopropyl β-naphthyl ketoxime	β-Naphthoic acid	Polyphosphoric acid	387
	5-Acetyl-6-nitroacenaphthene oxime	5-Acetamido-6-nitroacenaphthene (95)	HCl, CH <sub>3</sub> CO <sub>2</sub> H, (CH <sub>3</sub> CO) <sub>2</sub> O	366
	4-Acetyl- <i>s</i> -hydrindacene oxime	4-Acetamido- <i>s</i> -hydrindacene (81)	HCl, (CH <sub>3</sub> CO) <sub>2</sub> O, CH <sub>3</sub> CO <sub>2</sub> H	388
	Benzoylformanilide oxime methyl ether	Oxalic acid dianilide	PCl <sub>5</sub>	202
C <sub>15</sub>	<i>syn</i> -Benzyl 4-methoxyphenyl ketoxime	C <sub>6</sub> H <sub>5</sub> CH <sub>2</sub> CONHC <sub>6</sub> H <sub>4</sub> OCH <sub>3</sub> -4 (60)	PCl <sub>5</sub> , (C <sub>2</sub> H <sub>5</sub> ) <sub>2</sub> O	385
	<i>syn</i> -4-Methoxybenzyl phenyl ketoxime	N-Benzyl- <i>p</i> -methoxybenzamide	C <sub>6</sub> H <sub>5</sub> SO <sub>2</sub> Cl, aq. NaOH	390
	<i>anti</i> -4-Methoxybenzyl phenyl ketoxime	2-( <i>p</i> -Methoxyphenyl)acetanilide	PCl <sub>5</sub> , (C <sub>2</sub> H <sub>5</sub> ) <sub>2</sub> O	390
		N-(4-Methoxybenzyl)benzamide	C <sub>6</sub> H <sub>5</sub> SO <sub>2</sub> Cl, aq. NaOH	390

Note: References 338 to 593 are on pp. 152-156.

‡ The picryl ethers were rearranged in 85-90% yield by heating in ethylene dichloride or another chlorinated hydrocarbon.

|| The amide was hydrolyzed to the product(s) without prior isolation.

77

TABLE II—Continued

## ALIPHATIC AROMATIC KETOXIMES

No. of C Atoms	Starting Material	Products (% Yield)	Catalysts and Experimental Conditions	References
C <sub>15</sub> (continued)	<i>syn</i> -2-Chlorobenzyl 4-methoxyphenyl ketoxime	2-ClC <sub>6</sub> H <sub>4</sub> CH <sub>2</sub> CONHC <sub>6</sub> H <sub>4</sub> OCH <sub>3</sub> -4 (60)	PCl <sub>5</sub> , (C <sub>2</sub> H <sub>5</sub> ) <sub>2</sub> O	385
	<i>syn</i> -4-Chlorobenzyl 4-methoxyphenyl ketoxime	2-ClC <sub>6</sub> H <sub>4</sub> CH <sub>2</sub> CONHC <sub>6</sub> H <sub>4</sub> OCH <sub>3</sub> -4 and 4-ClC <sub>6</sub> H <sub>4</sub> CH <sub>2</sub> CONHC <sub>6</sub> H <sub>4</sub> OCH <sub>3</sub> -4 (60)	C <sub>6</sub> H <sub>5</sub> SO <sub>2</sub> Cl, aq. NaOH PCl <sub>5</sub> , (C <sub>2</sub> H <sub>5</sub> ) <sub>2</sub> O	390 385
	<i>syn</i> -Benzyl 3,4-methylenedioxyphenyl ketoxime	N-Piperonylphenylacetamide	C <sub>6</sub> H <sub>5</sub> SO <sub>2</sub> Cl, aq. NaOH	390
	<i>syn</i> -2-Chlorobenzyl 3,4-methylenedioxyphenyl ketoxime	2-ClC <sub>6</sub> H <sub>4</sub> CH <sub>2</sub> CONHC <sub>6</sub> H <sub>3</sub> (O <sub>2</sub> CH <sub>2</sub> )-3,4	PCl <sub>5</sub> , (C <sub>2</sub> H <sub>5</sub> ) <sub>2</sub> O; C <sub>6</sub> H <sub>5</sub> SO <sub>2</sub> Cl, aq. NaOH	390
	Phenyl <i>p</i> -anisidinomethyl ketoxime	<i>p</i> -Anisidinoacetanilide	PCl <sub>5</sub> , (C <sub>2</sub> H <sub>5</sub> ) <sub>2</sub> O	93, 94
	Phenyl <i>p</i> -toluidinomethyl ketoxime	C <sub>6</sub> H <sub>5</sub> C—CH <sub>2</sub>      O←N—NC <sub>6</sub> H <sub>5</sub> CH <sub>3</sub> - <i>p</i>	PCl <sub>5</sub> , (C <sub>2</sub> H <sub>5</sub> ) <sub>2</sub> O	93, 94
	<i>syn</i> -Methyl 1-(2-hydroxy-3-carbethoxy)naphthyl ketoxime	N-Acetyl-2-hydroxy-3-carbethoxy-1-naphthylamine (30)	HCO <sub>2</sub> H	235
	<i>syn</i> -Methyl 1-(2-hydroxy-3-carbethoxy)naphthyl ketoxime	N-Acetyl-2-hydroxy-3-carbethoxy-naphthylamine (100)	PCl <sub>5</sub> , dioxane	235
	<i>anti</i> -Methyl 1-(2-hydroxy-3-carbethoxy)naphthyl ketoxime	N-Methyl-2-hydroxy-3-carbethoxy-1-naphthamide (40)	PCl <sub>5</sub> , dioxane	235
	Phenyl styryl ketoxime	Cinnamanilide	PCl <sub>5</sub> , (C <sub>2</sub> H <sub>5</sub> ) <sub>2</sub> O	391
	<i>anti</i> -Phenyl styryl ketoxime	Cinnamanilide	PCl <sub>5</sub> , (C <sub>2</sub> H <sub>5</sub> ) <sub>2</sub> O	392
	<i>syn</i> -Styryl 2-chlorophenyl ketoxime	N-2-Chlorophenylcinnamamide	PCl <sub>5</sub> , (C <sub>2</sub> H <sub>5</sub> ) <sub>2</sub> O	70
	<i>syn</i> -Styryl 2-bromophenyl ketoxime	N-2-Bromophenylcinnamamide	PCl <sub>5</sub> , (C <sub>2</sub> H <sub>5</sub> ) <sub>2</sub> O	70
	Styryl 4-bromophenyl ketoxime	N-4-Bromophenylcinnamamide and N-styryl-4-bromobenzamide	PCl <sub>5</sub> , (C <sub>2</sub> H <sub>5</sub> ) <sub>2</sub> O	70

78

ORGANIC REACTIONS

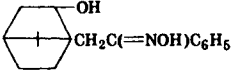
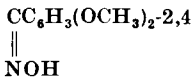
	<i>syn</i> -Styryl 4-bromophenyl ketoxime	N-4-Bromophenylcinnamamide (100)	PCl <sub>5</sub> , (C <sub>2</sub> H <sub>5</sub> ) <sub>2</sub> O	70
		3- <i>p</i> -Bromophenyl-5-phenylisoxazoline	H <sub>2</sub> SO <sub>4</sub>	70
	<i>anti</i> -Styryl 4-bromophenyl ketoxime	3- <i>p</i> -Bromophenyl-5-phenylisoxazoline	H <sub>2</sub> SO <sub>4</sub>	70
	$\alpha$ -Bromostyryl phenyl ketoxime	Benzoic acid	PCl <sub>5</sub> , (C <sub>2</sub> H <sub>5</sub> ) <sub>2</sub> O	70, 391
	$\alpha$ -Bromostyryl 4-bromophenyl ketoxime	<i>p</i> -Bromobenzoic acid	PCl <sub>5</sub> , (C <sub>2</sub> H <sub>5</sub> ) <sub>2</sub> O	70
		No reaction	H <sub>2</sub> SO <sub>4</sub>	70
	$\alpha,\beta$ -Dibromo- $\beta$ -phenylethyl phenyl ketoxime	$\alpha,\beta$ -Dibromo- $\beta$ -phenylpropionanilide	PCl <sub>5</sub> , (C <sub>2</sub> H <sub>5</sub> ) <sub>2</sub> O	87, 391
	<i>syn</i> - $\alpha,\beta$ -Dibromo- $\beta$ -phenylethyl-4-bromophenyl ketoxime	N-4-Bromophenyl- $\alpha,\beta$ -dibromo- $\beta$ -phenylpropionamide	PCl <sub>5</sub> , (C <sub>2</sub> H <sub>5</sub> ) <sub>2</sub> O	70
	<i>anti</i> - $\alpha,\beta$ -Dibromo- $\beta$ -phenylethyl-4-bromophenyl ketoxime	N-Styryl- <i>p</i> -bromobenzamide	PCl <sub>5</sub> , (C <sub>2</sub> H <sub>5</sub> ) <sub>2</sub> O	70
	3,4-(CH <sub>3</sub> O) <sub>2</sub> C <sub>6</sub> H <sub>3</sub> CC <sub>6</sub> H <sub>5</sub>    NOH	Two amides		379
C <sub>16</sub>	3,5-Diphenylisoxazoline	4-Phenyl-3,4-dihydrocarbostyryl	HI	393
	$\beta$ -Phenylbutyrophenone oxime	$\beta$ -Phenyl- <i>n</i> -butyranilide (43)	SOCl <sub>2</sub> , (C <sub>2</sub> H <sub>5</sub> ) <sub>2</sub> O	394
	2-Chlorobenzyl 3,4-dimethoxyphenyl ketoxime	2-ClC <sub>6</sub> H <sub>4</sub> CH <sub>2</sub> CONHC <sub>6</sub> H <sub>3</sub> (OCH <sub>3</sub> ) <sub>2</sub> -3,4	PCl <sub>5</sub> , (C <sub>2</sub> H <sub>5</sub> ) <sub>2</sub> O	390
	Benzyl 4-dimethylaminophenyl ketoxime	C <sub>6</sub> H <sub>5</sub> CH <sub>2</sub> CONHC <sub>6</sub> H <sub>4</sub> N(CH <sub>3</sub> ) <sub>2</sub> -4	C <sub>6</sub> H <sub>5</sub> SO <sub>2</sub> Cl, aq. NaOH	390
	2-Chlorobenzyl 4-dimethylamino-phenyl ketoxime	2-ClC <sub>6</sub> H <sub>4</sub> CH <sub>2</sub> CONHC <sub>6</sub> H <sub>4</sub> N(CH <sub>3</sub> ) <sub>2</sub> -4	PCl <sub>5</sub> , (C <sub>2</sub> H <sub>5</sub> ) <sub>2</sub> O	390
	C <sub>6</sub> H <sub>5</sub> SCH <sub>2</sub> CC <sub>6</sub> H <sub>3</sub> (OCH <sub>3</sub> ) <sub>2</sub> -3,4    NOH	Two amides		395

Note: References 338 to 393 are on pp. 152-156.

|| The amide was hydrolyzed to the product(s) without prior isolation.

TABLE II—Continued  
ALIPHATIC AROMATIC KETOXIMES

No. of C Atoms	Starting Material	Products (% Yield)	Catalysts and Experimental Conditions	References
C <sub>16</sub> (continued)	Methyl 4'-ethyl- <i>p</i> -xenyl ketoxime	4'-Ethyl- <i>p</i> -xenylacetamide	PCl <sub>5</sub> , (C <sub>2</sub> H <sub>5</sub> ) <sub>2</sub> O	396
	Methyl 1-anthryl ketoxime	1-Aminoanthracene (20) and 1-carboxyanthracene	PCl <sub>5</sub> , C <sub>6</sub> H <sub>6</sub>	79
	Methyl 1-phenanthryl ketoxime	N-1-Phenanthrylacetamide (71) and N-methyl-1-phenanthramide	PCl <sub>5</sub> , C <sub>6</sub> H <sub>6</sub>	96
	Methyl 2-phenanthryl ketoxime	N-2-Phenanthrylacetamide (81) and N-methyl-2-phenanthramide (1)	PCl <sub>5</sub> , C <sub>6</sub> H <sub>6</sub>	96
	Methyl 3-phenanthryl ketoxime	N-3-Phenanthrylacetamide (87) and N-methyl-3-phenanthramide (2)	PCl <sub>5</sub> , C <sub>6</sub> H <sub>6</sub>	96
	Methyl 9-phenanthryl ketoxime	N-9-Phenanthrylacetamide (50) and N-methyl-9-phenanthramide (6)	PCl <sub>5</sub> , C <sub>6</sub> H <sub>6</sub>	96
	Styryl <i>o</i> -anisyl ketoxime	N- <i>o</i> -Anisylcinnamide	PCl <sub>5</sub> , (C <sub>2</sub> H <sub>5</sub> ) <sub>2</sub> O	87
		Sulfonation products	H <sub>2</sub> SO <sub>4</sub>	87
	Styryl <i>m</i> -anisyl ketoxime	N- <i>m</i> -Anisylcinnamide	PCl <sub>5</sub> , (C <sub>2</sub> H <sub>5</sub> ) <sub>2</sub> O	87
	Styryl <i>p</i> -anisyl ketoxime	N- <i>p</i> -Anisylcinnamide	PCl <sub>5</sub> , (C <sub>2</sub> H <sub>5</sub> ) <sub>2</sub> O	87, 391
	<i>o</i> -Methoxystyryl phenyl ketoxime	<i>o</i> -Methoxycinnamanilide	PCl <sub>5</sub> , (C <sub>2</sub> H <sub>5</sub> ) <sub>2</sub> O	87
		Sulfonation Products	H <sub>2</sub> SO <sub>4</sub>	87
	<i>m</i> -Methoxystyryl phenyl ketoxime	<i>m</i> -Methoxycinnamanilide	PCl <sub>5</sub> , (C <sub>2</sub> H <sub>5</sub> ) <sub>2</sub> O	87
		Sulfonation products	H <sub>2</sub> SO <sub>4</sub>	87
	$\beta$ -Methylstyryl phenyl ketoxime	$\beta$ -Methylcinnamanilide	PCl <sub>5</sub> , (C <sub>2</sub> H <sub>5</sub> ) <sub>2</sub> O	397
	Phenyl $\alpha$ -phenyl- $\alpha$ -methylethyl ketoxime	2-Phenylpropylene and benzonitrile	SOCl <sub>2</sub> , C <sub>6</sub> H <sub>6</sub>	90
		C <sub>6</sub> H <sub>5</sub> C(CH <sub>3</sub> ) <sub>2</sub> CONHC <sub>6</sub> H <sub>5</sub> (80)	HCl, CH <sub>3</sub> CO <sub>2</sub> H	90
	$\alpha$ -Bromostyryl <i>p</i> -anisyl ketoxime	$\beta$ -Bromocinnamic acid aniside	PCl <sub>5</sub> , (C <sub>2</sub> H <sub>5</sub> ) <sub>2</sub> O	391
	$\beta$ -Bromostyryl <i>p</i> -anisyl ketoxime	<i>p</i> -Anisic acid	PCl <sub>5</sub> , (C <sub>2</sub> H <sub>5</sub> ) <sub>2</sub> O	391

C <sub>17</sub>	4-Methoxybenzyl 3,4-dimethoxyphenyl ketoxime 4-Methyl-9-acetyl-1,2,3,4-tetrahydrophenanthrene oxime 7-Acetyl-9-methyl-1,2,3,4-tetrahydrophenanthrene oxime <i>syn</i> -Styryl <i>p</i> -phenetyl ketoxime 	No reaction 4-Methyl-9-( <i>N</i> -acetylamino)-1,2,3,4-tetrahydrophenanthrene (63) 7-( <i>N</i> -Acetylamino)-9-methyl-1,2,3,4-tetrahydrophenanthrene <i>N</i> - <i>p</i> -Phenetylcinnamide 2-Hydroxyapocamphane-1-acetanilide (28), camphenecarboxanilide (10), 2-hydroxyapocamphone-1 acetic acid	PCl <sub>5</sub> , (C <sub>2</sub> H <sub>5</sub> ) <sub>2</sub> O, C <sub>6</sub> H <sub>6</sub>    H <sub>2</sub> SO <sub>4</sub> PCl <sub>5</sub> , (C <sub>2</sub> H <sub>5</sub> ) <sub>2</sub> O	398 378 378 399 400
C <sub>18</sub>	3,4-(CH <sub>3</sub> O) <sub>2</sub> C <sub>6</sub> H <sub>3</sub> SCH <sub>2</sub> -  9,14-Benz-12-acetylacenaphthene oxime 7-Ethyl-9-acetyl-1,2,3,4-tetrahydrophenanthrene oxime 2-Chloro-3-acetyl-9,10-dimethylanthracene oxime 1-Chloro-4-acetyl-9,10-dimethylanthracene oxime	Two unidentified products 9,14-Benz-12-acetamido-acenaphthene Unidentified product 2-Chloro-3-amino-9,10-dimethylanthracene 1-Chloro-4-amino-9,10-dimethylanthracene	 PCl <sub>5</sub> , (C <sub>2</sub> H <sub>5</sub> ) <sub>2</sub> O  H <sub>2</sub> SO <sub>4</sub> H <sub>2</sub> SO <sub>4</sub>	395 401 378 402 402

Note: References 338 to 593 are on pp. 152-156.

|| The amide was hydrolyzed to the product(s) without prior isolation.

TABLE II—Continued  
ALIPHATIC AROMATIC KETOXIMES

No. of C Atoms	Starting Material	Products (% Yield)	Catalysts and Experimental Conditions	References
C <sub>19</sub>	2,9,10-Trimethyl-3-acetylanthracene oxime <i>p</i> -CH <sub>3</sub> C <sub>6</sub> H <sub>4</sub> (CH <sub>3</sub> ) <sub>2</sub> CH <sub>2</sub> (=NOH)-C <sub>6</sub> H <sub>4</sub> CH <sub>3</sub> - <i>p</i>	2-Methyl-3-amino-9,10-dimethylanthracene <i>p</i> -CH <sub>3</sub> C <sub>6</sub> H <sub>4</sub> (CH <sub>3</sub> ) <sub>2</sub> CONHC <sub>6</sub> H <sub>4</sub> CH <sub>3</sub> - <i>p</i> (87)	H <sub>2</sub> SO <sub>4</sub> PCl <sub>5</sub> , (C <sub>2</sub> H <sub>5</sub> ) <sub>2</sub> O	402 588
C <sub>20</sub>	6-Acetylchrysene oxime 1-Methyl-2-acetyl-7-isopropylphenanthrene oxime 6-Propionylchrysene oxime <i>β,β</i> -Diphenylethyl phenyl ketoxime Benzaldehydoxybenzoin oxime  <i>β</i> -Phenylbenzalacetophenone oxime	6-( <i>N</i> -Acetylamino)chrysene (96) 1-Methyl-2-acetamido-7-isopropylphenanthrene (95) 6-( <i>N</i> -Propionylamino)chrysene <i>β,β</i> -Diphenylpropionanilide Benzoic acid and benzyl phenyl ketone   Unidentified product <i>β</i> -Phenylcinnamanilide (100)	PCl <sub>5</sub> , (C <sub>2</sub> H <sub>5</sub> ) <sub>2</sub> O PCl <sub>5</sub> , (C <sub>2</sub> H <sub>5</sub> ) <sub>2</sub> O PCl <sub>5</sub> , (C <sub>2</sub> H <sub>5</sub> ) <sub>2</sub> O PCl <sub>5</sub> , (C <sub>2</sub> H <sub>5</sub> ) <sub>2</sub> O PCl <sub>5</sub> , (C <sub>2</sub> H <sub>5</sub> ) <sub>2</sub> O H <sub>2</sub> SO <sub>4</sub> PCl <sub>5</sub> , (C <sub>2</sub> H <sub>5</sub> ) <sub>2</sub> O	403 587 403 404 70 70 70
C <sub>22</sub>	3-Bromoacetylhexosterol dimethyl ether oxime 3-Acetylhexosterol dimethyl ether oxime	3-Bromoacetamidohexosterol dimethyl ether 3-Acetamidohexosterol dimethyl ether (80)	PCl <sub>5</sub> , (C <sub>2</sub> H <sub>5</sub> ) <sub>2</sub> O PCl <sub>5</sub> , (C <sub>2</sub> H <sub>5</sub> ) <sub>2</sub> O	405 405
C <sub>23</sub>	3- <i>n</i> -Propionylhexosterol dimethyl ether oxime	3-Propionamidohexosterol dimethyl ether	PCl <sub>5</sub> , (C <sub>2</sub> H <sub>5</sub> ) <sub>2</sub> O	405
C <sub>24</sub>	3- <i>n</i> -Butyrylhexosterol dimethyl ether oxime	3-Butyramidohexosterol dimethyl ether	PCl <sub>5</sub> , (C <sub>2</sub> H <sub>5</sub> ) <sub>2</sub> O	405
C <sub>29</sub>	3- <i>n</i> -Pelargonylhexosterol dimethyl ether oxime	3- <i>n</i> -Pelargonamidohexosterol dimethyl ether	PCl <sub>5</sub> , (C <sub>2</sub> H <sub>5</sub> ) <sub>2</sub> O	405

Note: References 338 to 593 are on pp. 152-156.

|| The amide was hydrolyzed to the product(s) without prior isolation.



TABLE III

No. of C Atoms	Starting Material	DIARYL KETOXIMES		
		Products (% Yield)	Catalysts and Experimental Conditions	
C <sub>13</sub>	Benzophenone oxime	Benzanilide (100,84)	PCl <sub>5</sub> , (C <sub>2</sub> H <sub>5</sub> ) <sub>2</sub> O; PCl <sub>5</sub> , then H <sub>2</sub> O	104, 411
		Benzanilide	PCl <sub>5</sub> ; POCl <sub>3</sub>	406
		Benzanilide (quant.)	Polyphosphoric acid	123
		Benzanilide (72)	HF, CH <sub>3</sub> CO <sub>2</sub> H	104
		Benzanilide	HCl; HBr	102
		Benzanilide (quant.)	HI	102
		Benzanilide	HCl, xylene	102
		Benzanilide (quant.)	HCl, CH <sub>3</sub> CO <sub>2</sub> H, (CH <sub>3</sub> CO) <sub>2</sub> O	100
		Benzanilide	H <sub>2</sub> SO <sub>4</sub> ; CH <sub>3</sub> COCl; 1, 95, 100, 105, C <sub>6</sub> H <sub>5</sub> SO <sub>2</sub> Cl or <i>p</i> -CH <sub>3</sub> C <sub>6</sub> H <sub>4</sub> SO <sub>2</sub> Cl, aq. NaOH	244
		Benzanilide (50-90)	CH <sub>3</sub> COCl or ClCH <sub>2</sub> COCl, CHCl <sub>3</sub>	17
		Benzanilide (88)	CF <sub>3</sub> CO <sub>2</sub> H	409
		Benzanilide (70-96)	BF <sub>3</sub> , CH <sub>3</sub> CO <sub>2</sub> H	19
		Benzanilide	BF <sub>3</sub> , (C <sub>2</sub> H <sub>5</sub> ) <sub>2</sub> O	384
		Benzanilide (20)	Benzophenone oxime hydrochloride	408
		Benzanilide (48)*	Picric acid, CH <sub>3</sub> NO <sub>2</sub>	22
		Benzanilide	Various metal halides†	68, 99

Note: References 338 to 593 are on pp. 152-156.

\* The phenylbenzimidino picrate formed was hydrolyzed to the product.

† The oxides and halides used, the conditions and yields when given follow: KCl at 150-160°, 33%; MgCl<sub>2</sub> at 170°, 33%; ZnCl<sub>2</sub> at 120-130°, 86%; AlCl<sub>3</sub> at 100-110°, 86%; FeCl<sub>2</sub> at 165-170°, 66%; FeCl<sub>3</sub>, 60%; HgCl, 70%; HgCl<sub>2</sub>, 86%; SbCl<sub>5</sub>, 80%.

THE BECKMANN REARRANGEMENT

83

TABLE III—Continued

No. of C Atoms	Starting Material	DIARYL KETOXIMES			
		Products (% Yield)	Catalysts and Experimental Conditions		
C <sub>13</sub> (continued)	Benzophenone oxime (continued)	Benzanilide	Al <sub>2</sub> O <sub>3</sub>	410	
		Benzanilide and N,N'-diphenylbenzamidine	SOCl <sub>2</sub> , (C <sub>2</sub> H <sub>5</sub> ) <sub>2</sub> O	80	
		C <sub>6</sub> H <sub>5</sub> CH <sub>2</sub> CH <sub>2</sub> C <sub>6</sub> H <sub>5</sub> , C <sub>6</sub> H <sub>5</sub> C <sub>6</sub> H <sub>5</sub> , (C <sub>6</sub> H <sub>5</sub> ) <sub>2</sub> CO, (C <sub>6</sub> H <sub>5</sub> ) <sub>2</sub> C=NH	Cu in H <sub>2</sub> atm. at 200°	66	
		Acetophenone and aniline	CH <sub>3</sub> MgI, (C <sub>2</sub> H <sub>5</sub> ) <sub>2</sub> O	113	
		CH <sub>3</sub> CH <sub>2</sub> COC <sub>6</sub> H <sub>5</sub> and aniline	CH <sub>3</sub> CH <sub>2</sub> MgI, (C <sub>2</sub> H <sub>5</sub> ) <sub>2</sub> O	113	
		Diphenyltetrazole	SO <sub>2</sub> Cl <sub>2</sub> , then NaN <sub>3</sub> in CHCl <sub>3</sub>	296	
		2,3-Diphenyl-5-ethyl-6-methyl-4-pyrimidone (55)	PCl <sub>5</sub> , (C <sub>2</sub> H <sub>5</sub> ) <sub>2</sub> O	365	
		Thiobenzanilide (92, —)	P <sub>2</sub> S <sub>5</sub> , CS <sub>2</sub> ; P <sub>2</sub> S <sub>5</sub> , C <sub>6</sub> H <sub>6</sub>	107	
		(C <sub>6</sub> H <sub>5</sub> ) <sub>2</sub> C=NS <sub>2</sub> P(O)OH	P <sub>2</sub> S <sub>5</sub> , (C <sub>2</sub> H <sub>5</sub> ) <sub>2</sub> O	108	
		C <sub>6</sub> H <sub>5</sub> CONHC <sub>6</sub> H <sub>4</sub> Cl-2 (28) and C <sub>6</sub> H <sub>5</sub> CONHC <sub>6</sub> H <sub>4</sub> Cl-4 (52)	Cl <sub>2</sub> ·Br <sub>2</sub> , SO <sub>2</sub>	364	
		C <sub>6</sub> H <sub>5</sub> CONHC <sub>6</sub> H <sub>4</sub> Br-4 (52)	Br <sub>2</sub> , SO <sub>2</sub>	364	
		Benzophenone oxime hydrochloride	Benzanilide (48)	H <sub>2</sub> O, (boil)	408
			Benzanilide (100)	ZnCl <sub>2</sub> , CHCl <sub>3</sub>	106
			Benzanilide (91)	Chloral (10 min. at 90°)	106
			Benzanilide	CHCl <sub>3</sub>	106
		Benzophenone oxime methyl ether	Trifluoroboron benzanilide complex (85)	BF <sub>3</sub>	412
			Benzanilide (53)†	BF <sub>3</sub> , CH <sub>3</sub> CO <sub>2</sub> H	19
	N-Phenylbenzimidomethyl ether (63)†	SbCl <sub>5</sub> , C <sub>6</sub> H <sub>5</sub> Cl (110°)	260		
	Benzophenone oxime methyl ether hexachloroantimonate acidsalt (52)	SbCl <sub>5</sub> , CHCl <sub>3</sub> (wet)	260		

84

ORGANIC REACTIONS

Benzophenone oxime methyl ether hexachlorostibine salt	N-Phenylbenzimidino methyl ether hexachloroantimonate acid salt (72)	SbCl <sub>5</sub> , C <sub>6</sub> H <sub>5</sub> Cl	20, 260
N-Chlorobenzohydrilidenimine	Aniline; methyl benzoate (72)	Tartaric acid, H <sub>2</sub> O	20, 260
	<i>p</i> -Chlorobenzanilide (5)†	SbCl <sub>5</sub> , CCl <sub>4</sub>	21
Benzophenone oxime acetate	Benzanilide (75)†	SbCl <sub>5</sub> , CHCl <sub>2</sub> CHCl <sub>2</sub> (40–45°)	21
	Aniline	KOH (fuse)	106
	Benzanilide†	HCl (gas), CHCl <sub>3</sub>	105
	Benzylamine (79%) and N-phenylbenzylamine	LiAlH <sub>4</sub> , tetrahydrofuran	413
	Benzanilide (70)†	BF <sub>3</sub> , CH <sub>3</sub> CO <sub>2</sub> H	19
	Benzanilide	BF <sub>3</sub>	19
	Benzanilide	C <sub>6</sub> H <sub>5</sub> SO <sub>3</sub> H	106
	Benzanilide (96)	HCl (gas), CHCl <sub>3</sub>	106
Benzophenone oxime benzenesulfonate	Benzanilide	Aq. NaOH	244
	Benzanilide and benzenesulfonic acid*	CHCl <sub>3</sub>	12
	Benzanilide†	CHCl <sub>3</sub>	106
	N-Phenylbenzimidino phenyl ether	C <sub>6</sub> H <sub>5</sub> OH, C <sub>6</sub> H <sub>6</sub>	13
	N,N'-Diphenylbenzamidino (92)	C <sub>6</sub> H <sub>5</sub> NH <sub>2</sub> , C <sub>6</sub> H <sub>6</sub>	13
	N-Benzoyl-N,N'-diphenylbenzamidino	(C <sub>6</sub> H <sub>5</sub> ) <sub>2</sub> NH	13
	N-Phenylbenzimidino ethyl ether	Pyridine, C <sub>2</sub> H <sub>5</sub> OH	13
	N-Phenylbenzamidino (18)	NH <sub>3</sub> , C <sub>6</sub> H <sub>6</sub>	13
	N-Phenyl-N,N'-diethylbenzamidino (90)	(C <sub>2</sub> H <sub>5</sub> ) <sub>2</sub> NH, C <sub>6</sub> H <sub>6</sub>	13

Note: References 338 to 593 are on pp. 152–156.

\* The phenylbenzimidino-benzenesulfonate formed was hydrolyzed to the product.

† The products were obtained by treating the reaction mixture with water.

TABLE III—Continued

		DIARYL KETOXIMES			
No. of C Atoms	Starting Material	Products (% Yield)	Catalysts and Experimental Conditions	References	
C <sub>13</sub> (continued)	Benzophenone oxime benzenesulfonate (continued)	N'-Phenyl-N,N-pentamethylenebenzamidino (89)	Piperidine, C <sub>6</sub> H <sub>6</sub>	13	
		N-Phenyl-N'-benzylbenzamidino (93)	C <sub>6</sub> H <sub>5</sub> CH <sub>2</sub> NH <sub>2</sub> , C <sub>6</sub> H <sub>6</sub>	13	
		N-Phenyl-N'- <i>p</i> -tolylbenzamidino (100)	<i>p</i> -H <sub>2</sub> NC <sub>6</sub> H <sub>4</sub> CH <sub>3</sub> , C <sub>6</sub> H <sub>6</sub>	13	
		N-Phenyl-N'- <i>o</i> -chlorophenylbenzamidino (94)	<i>o</i> -H <sub>2</sub> NC <sub>6</sub> H <sub>4</sub> Cl, C <sub>6</sub> H <sub>6</sub>	13	
		N-Phenyl-N'- <i>p</i> -chlorophenylbenzamidino (96)	<i>p</i> -H <sub>2</sub> NC <sub>6</sub> H <sub>4</sub> Cl, C <sub>6</sub> H <sub>6</sub>	13	
		N,N,N'-Triphenylbenzamidino (83)	Aniline, C <sub>6</sub> H <sub>6</sub>	13	
		N-Phenyl-N'-2-pyridylbenzamidino (20)	Pyridine, C <sub>6</sub> H <sub>6</sub>	13	
		Benzophenone oxime <i>p</i> -toluenesulfonate	Benzanilide	Aq. NaOH	244
		Benzophenone oxime picryl ether	N-(2,4,6-Trinitrophenyl)benzanilide	Acetone	414
		Benzophenone oxime $\beta$ -naphthalenesulfonate	Benzanilide (50)	Aq. acetone	13
Benzophenone oxime $\alpha$ -phenylimido-benzyl ether	Benzanilide	Aq. NaOH	244		
	Benzanilide (100)	Conc. HCl	22		
Benzophenone oxime diphenylphosphorochloridate	Benzanilide (45)	HCl, (C <sub>2</sub> H <sub>5</sub> ) <sub>2</sub> O	22		
	Benzoyl- <i>s</i> -diphenylbenzylamidino	H <sub>2</sub> SO <sub>4</sub> , (C <sub>2</sub> H <sub>5</sub> ) <sub>2</sub> O	22		
	Benzanilide	Al <sub>2</sub> O <sub>3</sub>	410		
Benzophenone	Benzanilide (91)	Polyphosphoric acid, CH <sub>3</sub> NO <sub>2</sub>	415		

2-Chlorobenzophenone oxime	2-Chlorobenzanilide and aniline	PCl <sub>5</sub> , (C <sub>2</sub> H <sub>5</sub> ) <sub>2</sub> O	101
	2-Chlorobenzophenone	18% HCl	91
4-Chlorobenzophenone oxime	Benzoic acid (44%) and 4-chloro- benzoic acid (56%) †	PCl <sub>5</sub> , C <sub>6</sub> H <sub>6</sub>	79
	<i>p</i> -ClC <sub>6</sub> H <sub>4</sub> C(Cl)=NC <sub>6</sub> H <sub>5</sub>	PCl <sub>5</sub> , (C <sub>2</sub> H <sub>5</sub> ) <sub>2</sub> O	81
	4-Chlorobenzanilide	HCl (gas), (CH <sub>3</sub> CO) <sub>2</sub> O, CH <sub>3</sub> CO <sub>2</sub> H; H <sub>2</sub> SO <sub>4</sub>	81
4,4'-Dichlorobenzophenone oxime	4,4'-Dichlorobenzanilide		416
2-Bromobenzophenone oxime	2-Bromobenzanilide (100)	PCl <sub>5</sub> , (C <sub>2</sub> H <sub>5</sub> ) <sub>2</sub> O	101
	2-Bromobenzophenone	18% HCl	91
2-Nitrobenzophenone oxime	2-Nitrobenzophenone	18% HCl	91
<i>syn</i> -4-Nitrobenzophenone oxime	4-Nitrobenzanilide	PCl <sub>5</sub> , (C <sub>2</sub> H <sub>5</sub> ) <sub>2</sub> O	417
	4-Nitrobenzanilide (94)	POCl <sub>3</sub> , (C <sub>2</sub> H <sub>5</sub> ) <sub>2</sub> O	418
<i>anti</i> -4-Nitrobenzophenone oxime	4'-Nitrobenzanilide (90)	POCl <sub>3</sub>	418
	4'-Nitrobenzanilide	PCl <sub>5</sub> , (C <sub>2</sub> H <sub>5</sub> ) <sub>2</sub> O	417, 419
2-Hydroxybenzophenone oxime	Salicylanilide (62)	PCl <sub>5</sub> , (C <sub>2</sub> H <sub>5</sub> ) <sub>2</sub> O	101
<i>syn</i> -2-Hydroxybenzophenone oxime	Salicylanilide (45, -)	PCl <sub>5</sub> , (C <sub>2</sub> H <sub>5</sub> ) <sub>2</sub> O	114
<i>anti</i> -2-Hydroxybenzophenone oxime	2'-Hydroxybenzanilide	PCl <sub>5</sub> , (C <sub>2</sub> H <sub>5</sub> ) <sub>2</sub> O	114
	2-Phenylbenzoxazole (42) and <i>o</i> -aminophenol	PCl <sub>5</sub> , (C <sub>2</sub> H <sub>5</sub> ) <sub>2</sub> O	114
<i>syn</i> -4-Hydroxybenzophenone oxime	4-Hydroxybenzanilide	PCl <sub>5</sub> , (C <sub>2</sub> H <sub>5</sub> ) <sub>2</sub> O	7
<i>anti</i> -4-Hydroxybenzophenone oxime	4'-Hydroxybenzanilide	PCl <sub>5</sub> , (C <sub>2</sub> H <sub>5</sub> ) <sub>2</sub> O	7
2-Aminobenzophenone oxime	2-Aminobenzanilide	PCl <sub>5</sub> , (C <sub>2</sub> H <sub>5</sub> ) <sub>2</sub> O	101
<i>syn</i> -2-Aminobenzophenone oxime	2-Phenyl-4,5-benzimidazole	HCl, C <sub>2</sub> H <sub>5</sub> OH	115
<i>anti</i> -2-Aminobenzophenone oxime	2-Phenyl-4,5-benzimidazole	HCl, C <sub>2</sub> H <sub>5</sub> OH	115
2-Chloro-5-nitrobenzophenone oxime	2-Chloro-5-nitrobenzanilide (63) and C <sub>13</sub> H <sub>10</sub> O <sub>6</sub> N <sub>2</sub> PCl·H <sub>2</sub> O	PCl <sub>5</sub> , (C <sub>2</sub> H <sub>5</sub> ) <sub>2</sub> O	230
2-Bromo-5-nitrobenzophenone oxime	2-Bromo-5-nitrobenzanilide (77) and C <sub>13</sub> H <sub>10</sub> O <sub>6</sub> N <sub>2</sub> PBr (14)	PCl <sub>5</sub> , (C <sub>2</sub> H <sub>5</sub> ) <sub>2</sub> O	230

Note: References 338 to 593 are on pp. 152-156.

† The products were obtained by treating the reaction mixture with water.

TABLE III—Continued

		DIARYL KETOXIMES		
No. of C Atoms	Starting Material	Products (% Yield)	Catalysts and Experimental Conditions	References
C <sub>13</sub> (continued)	Fluorenone oxime	Phenanthridone (84)	PCl <sub>5</sub> , POCl <sub>3</sub>	110
	Fluorenone	Phenanthridone (67)	Polyphosphoric acid, CH <sub>3</sub> NO <sub>2</sub>	415
	2-Nitrofluorenone oxime	9-Aza-10-chloro-2-nitrophenanthrene (16) and 2-nitrofluorenone-9-imino chloride (84)	PCl <sub>5</sub> , POCl <sub>3</sub>	110
		9-Aza-10-chloro-2-nitrophenanthrene (58) and 10-aza-9-chloro-2-nitro- phenanthrene (29)	PCl <sub>5</sub> , POCl <sub>3</sub>	111
	3-Nitrofluorenone oxime	10-Aza-9-oxo-3-nitro-9,10-dihydro- phenanthrene (87)	PCl <sub>5</sub> , POCl <sub>3</sub>	111
C <sub>14</sub>	2-Methylbenzophenone oxime	<i>o</i> -Toluic acid (77) and benzoic acid (23) †	PCl <sub>5</sub> , C <sub>6</sub> H <sub>6</sub>	7, 79
	3-Methylbenzophenone oxime	<i>m</i> -Toluic acid (50) and benzoic acid (50) †	PCl <sub>5</sub> , C <sub>6</sub> H <sub>6</sub>	79
	4-Methylbenzophenone oxime	4-CH <sub>3</sub> C <sub>6</sub> H <sub>4</sub> CONHC <sub>6</sub> H <sub>5</sub>	PCl <sub>5</sub> , (C <sub>2</sub> H <sub>5</sub> ) <sub>2</sub> O; HCl CH <sub>3</sub> CO <sub>2</sub> H, (CH <sub>3</sub> CO) <sub>2</sub> O	81
		<i>p</i> -Toluic acid (52) and benzoic acid (48) †	PCl <sub>5</sub> , C <sub>6</sub> H <sub>6</sub>	79
		C <sub>6</sub> H <sub>5</sub> CONHC <sub>6</sub> H <sub>4</sub> CH <sub>3</sub> -4 (100)	PCl <sub>5</sub> , C <sub>6</sub> H <sub>6</sub>	97
		C <sub>6</sub> H <sub>5</sub> CONHC <sub>6</sub> H <sub>4</sub> CH <sub>3</sub> -4	C <sub>6</sub> H <sub>5</sub> COCl, C <sub>6</sub> H <sub>6</sub> ; CH <sub>3</sub> COCl; (CH <sub>3</sub> CO) <sub>2</sub> O; POCl <sub>3</sub>	97
		4-CH <sub>3</sub> C <sub>6</sub> H <sub>4</sub> CONHC <sub>6</sub> H <sub>5</sub> and C <sub>6</sub> H <sub>5</sub> CONHC <sub>6</sub> H <sub>4</sub> CH <sub>3</sub> -4	PCl <sub>5</sub> , (C <sub>2</sub> H <sub>5</sub> ) <sub>2</sub> O	97

	4-Methoxybenzophenone oxime	Benzoic acid (51) and 4-methoxybenzoic acid (49)†	PCl <sub>5</sub> , C <sub>6</sub> H <sub>6</sub>	97
	2-Carboxybenzophenone oxime	Phthalanilide	H <sub>2</sub> SO <sub>4</sub>	101
	2'-Carboxy-4'-hydroxybenzophenone oxime	4-Hydroxyphthalanilide	None given	583
	<i>anti</i> -Phenyl 2-hydroxy-5-methylphenyl ketoxime	2-Hydroxy-5-methylbenzanilide and/or 5-methyl-2-phenylbenzoxazole	PCl <sub>5</sub> , (C <sub>2</sub> H <sub>5</sub> ) <sub>2</sub> O	8, 584
	<i>syn</i> -3-Bromo-4-methoxybenzophenone oxime	3-Bromo-4-methoxybenzanilide	PCl <sub>5</sub> , (C <sub>2</sub> H <sub>5</sub> ) <sub>2</sub> O	323
	<i>anti</i> -3-Bromo-4-methoxybenzophenone oxime	3'-Bromo-4'-methoxybenzanilide	PCl <sub>5</sub> , (C <sub>2</sub> H <sub>5</sub> ) <sub>2</sub> O	323
	<i>syn</i> -3-Iodo-4-methoxybenzophenone oxime	3-Iodo-4-methoxybenzanilide	PCl <sub>5</sub> , (C <sub>2</sub> H <sub>5</sub> ) <sub>2</sub> O	323
	<i>anti</i> -3-Iodo-4-methoxybenzophenone oxime	3'-Iodo-4'-methoxybenzanilide	PCl <sub>5</sub> , (C <sub>2</sub> H <sub>5</sub> ) <sub>2</sub> O	323
	<i>syn</i> -3-Nitro-4-methoxybenzophenone oxime	3-Nitro-4-methoxybenzanilide	PCl <sub>5</sub> , (C <sub>2</sub> H <sub>5</sub> ) <sub>2</sub> O	323
	2-Methoxy-5-nitrobenzophenone oxime	2-Methoxy-5-nitrobenzanilide	PCl <sub>5</sub> , (C <sub>2</sub> H <sub>5</sub> ) <sub>2</sub> O	230
	2-Bromo-2'-hydroxy-5'-methyl-5-nitrobenzophenone oxime	Unidentified product	PCl <sub>5</sub> , (C <sub>2</sub> H <sub>5</sub> ) <sub>2</sub> O	420
	<i>syn</i> -3,5-Dichloro-4-methoxybenzophenone oxime	3,5-Dichloro-4-methoxybenzanilide	PCl <sub>5</sub> , (C <sub>2</sub> H <sub>5</sub> ) <sub>2</sub> O	323
C <sub>15</sub>	<i>syn</i> -4-Ethylbenzophenone oxime	4-Ethylbenzanilide	PCl <sub>5</sub> , (C <sub>2</sub> H <sub>5</sub> ) <sub>2</sub> O	7
	<i>anti</i> -4-Ethylbenzophenone oxime	4'-Ethylbenzanilide (100)	PCl <sub>5</sub> , (C <sub>2</sub> H <sub>5</sub> ) <sub>2</sub> O	7
	4-Ethoxybenzophenone oxime	4- and 4'-Ethoxybenzanilide	SOCl <sub>2</sub>	80
	<i>syn</i> -4-Ethoxybenzophenone oxime	4-Ethoxybenzanilide (90)	SOCl <sub>2</sub> , (C <sub>2</sub> H <sub>5</sub> ) <sub>2</sub> O	80
	<i>anti</i> -4-Ethoxybenzophenone oxime	4'-Ethoxybenzanilide	SOCl <sub>2</sub>	80

Note: References 338 to 593 are on pp. 152-156.

† The products were obtained by treating the reaction mixture with water.

89

TABLE III—Continued

No. of C Atoms	Starting Material	DIARYL KETOXIMES		References
		Products (% Yield)	Catalysts and Experimental Conditions	
C <sub>15</sub> (continued)	4-Dimethylaminobenzophenone oxime	Benzanilide and <i>p</i> -dimethylaminobenzaniline (75)	PCl <sub>5</sub> , C <sub>2</sub> H <sub>5</sub> OH	421
	<i>syn</i> -4-Dimethylaminobenzophenone oxime	4-(Dimethylamino)benzanilide (75)	PCl <sub>5</sub> , CHCl <sub>3</sub>	422
	<i>anti</i> -4-Dimethylaminobenzophenone oxime	4'-(Dimethylamino)benzanilide (80)	PCl <sub>5</sub> , CHCl <sub>3</sub>	422
	2,4-Dimethylbenzophenone oxime	2,4-Dimethylbenzanilide (34)	H <sub>2</sub> SO <sub>4</sub> , CH <sub>3</sub> CO <sub>2</sub> H	117
		2,4-Dimethylbenzophenone	18% HCl	91
	<i>anti</i> -2,4-Dimethylbenzophenone oxime	2,4-Dimethylbenzanilide and 2',4'-dimethylbenzanilide	PCl <sub>5</sub> , (C <sub>2</sub> H <sub>5</sub> ) <sub>2</sub> O; CH <sub>3</sub> COCl (room temp.)	7
		2',4'-Dimethylbenzanilide	PCl <sub>5</sub> , (C <sub>2</sub> H <sub>5</sub> ) <sub>2</sub> O (-20°)	7
	<i>syn</i> -2,4-Dimethylbenzophenone oxime	2,4-Dimethylbenzanilide	PCl <sub>5</sub> , (C <sub>2</sub> H <sub>5</sub> ) <sub>2</sub> O	7
	2,4'-Dimethylbenzophenone oxime	2,4'-Dimethylbenzanilide		423
	2,5-Dimethylbenzophenone oxime	2,5-Dimethylbenzophenone and methylaniline	18% HCl	91
	4,4'-Dimethylbenzophenone oxime	2,3-Di- <i>p</i> -tolyl-5-ethyl-6-methyl-4-pyrimidone (60)§	PCl <sub>5</sub> , (C <sub>2</sub> H <sub>5</sub> ) <sub>2</sub> O	365
	<i>syn</i> -2,4-Dimethoxybenzophenone oxime	2,4-Dimethoxybenzoic acid	H <sub>2</sub> SO <sub>4</sub>	9
	<i>anti</i> -2,4-Dimethoxybenzophenone oxime	Benzoic acid	H <sub>2</sub> SO <sub>4</sub>	9
	4,4'-Dimethoxybenzophenone oxime	4,4'-Dimethoxybenzanilide	Polyphosphoric acid; PCl <sub>5</sub> , (C <sub>2</sub> H <sub>5</sub> ) <sub>2</sub> O	123 424

90

ORGANIC REACTIONS

	2-Hydroxy-3,5-dimethylbenzophenone oxime	2-Phenyl-5,7-dimethylbenzoxazole (34)	PCl <sub>5</sub> , (C <sub>2</sub> H <sub>5</sub> ) <sub>2</sub> O	420
	3-Hydroxy-4,6-dimethylbenzophenone oxime	3'-Hydroxy-2',4'-dimethylbenzanilide and trace of 3-hydroxy-2,4-dimethylbenzanilide	CH <sub>3</sub> COCl, (CH <sub>3</sub> CO) <sub>2</sub> O, CH <sub>3</sub> CO <sub>2</sub> H	420
	2-Bromo-2'-methoxy-5'-methylbenzophenone oxime	2-Bromo-2'-methoxy-5'-methylbenzanilide	PCl <sub>5</sub> , CHCl <sub>3</sub>	420
C <sub>16</sub>	<i>syn</i> -4- <i>n</i> -Propylbenzophenone oxime	4- <i>n</i> -Propylbenzanilide	PCl <sub>5</sub> , (C <sub>2</sub> H <sub>5</sub> ) <sub>2</sub> O	7
	<i>anti</i> -4- <i>n</i> -Propylbenzophenone oxime	4'- <i>n</i> -Propylbenzanilide	PCl <sub>5</sub> , (C <sub>2</sub> H <sub>5</sub> ) <sub>2</sub> O	7
	<i>syn</i> -4-Isopropylbenzophenone oxime	4-Isopropylbenzanilide (100)	PCl <sub>5</sub> , (C <sub>2</sub> H <sub>5</sub> ) <sub>2</sub> O	7
	<i>anti</i> -4-Isopropylbenzophenone oxime	4- and 4'-Isopropylbenzanilide	PCl <sub>5</sub> , (C <sub>2</sub> H <sub>5</sub> ) <sub>2</sub> O	7
	<i>syn</i> -3-Methoxy-4,6-dimethylbenzophenone oxime	3-Methoxy-4,6-dimethylbenzanilide (100)	PCl <sub>5</sub> , (C <sub>2</sub> H <sub>5</sub> ) <sub>2</sub> O	420
	2-Carboxy-2',4'-dimethylbenzophenone oxime	Phthalic acid and 2,4-xylidine	H <sub>2</sub> SO <sub>4</sub>	101
	2,2',4'-Trimethylbenzophenone	2,2',4'-Trimethylbenzanilide and 2,4,2'-trimethylbenzanilide	Aq. NH <sub>2</sub> OH · HCl	7
	2,4,6-Trimethylbenzophenone	2,4,6- and 2',4',6'-Trimethylbenzanilide	Aq. H <sub>2</sub> NOH · HCl	7
	2,4,6-Trimethylbenzophenone oxime	2',4',6'-Trimethylbenzanilide (94)	BF <sub>3</sub> , CH <sub>3</sub> CO <sub>2</sub> H; PCl <sub>5</sub>	264
	5-Hydrindenyl phenyl ketoxime	5-Hydrindanilide	HCl, (CH <sub>3</sub> CO <sub>2</sub> ) <sub>2</sub> O, CH <sub>3</sub> CO <sub>2</sub> H	386
	2,2',4,4'-Tetramethoxybenzophenone oxime	2,2',4,4'-Tetramethoxybenzanilide	PCl <sub>5</sub> , (C <sub>2</sub> H <sub>5</sub> ) <sub>2</sub> O	9
C <sub>17</sub>	<i>syn</i> -3-Ethoxy-4,6-dimethylbenzophenone oxime	3-Hydroxy-4,6-dimethylbenzoic acid (100) and aniline (100)	CH <sub>3</sub> COCl, (CH <sub>3</sub> CO) <sub>2</sub> O, CH <sub>3</sub> CO <sub>2</sub> H	420
	<i>syn</i> -Phenyl 1-naphthyl ketoxime	N-1'-Naphthylbenzamide	P <sub>2</sub> O <sub>5</sub> , (C <sub>2</sub> H <sub>5</sub> ) <sub>2</sub> O	425

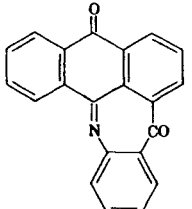
Note: References 338 to 593 are on pp. 152-156.

§ The amide was not isolated. The intermediate chlorimide was treated with an  $\alpha$ -alkyl- $\beta$ -aminocrotonate ester to yield the 4-pyrimidone.

|| The 5-methyl derivative can be prepared by analogous reaction.

TABLE III—Continued

No. of C Atoms	Starting Material	Products (% Yield)	Catalysts and Experimental conditions	References
C <sub>17</sub> (continued)	<i>anti</i> -Phenyl 1-naphthyl ketoxime	1-Naphthanilide	P <sub>2</sub> O <sub>5</sub> , (C <sub>2</sub> H <sub>5</sub> ) <sub>2</sub> O	425
	<i>syn</i> -Phenyl 2-naphthyl ketoxime	N-2'-Naphthylbenzamide	PCl <sub>5</sub> , (C <sub>2</sub> H <sub>5</sub> ) <sub>2</sub> O	426
	<i>anti</i> -Phenyl 2-naphthyl ketoxime	2-Naphthanilide	PCl <sub>5</sub> , (C <sub>2</sub> H <sub>5</sub> ) <sub>2</sub> O	426
	<i>syn</i> -2-(5,6,7,8-Tetrahydronaphthyl) phenyl ketoxime	2(5,6,7,8-Tetrahydronaphthyl)anilide		381
	<i>anti</i> -2-(5,6,7,8-Tetrahydronaphthyl) phenyl ketoxime	N-2-(5,6,7,8-Tetrahydronaphthyl)-benzamide		381
	<i>meso</i> -Benzanthrone	8-( <i>o</i> -Carboxyphenyl)-1-naphthylamine	PCl <sub>5</sub> , POCl <sub>3</sub>	427
		4,4'-Bis(dimethylamino)benzophenone	4,4'-Bis(dimethylamino)benzanilide	NH <sub>2</sub> OH · HCl, C <sub>2</sub> H <sub>5</sub> OH
	4,4'-Bis(dimethylamino)thiobenzophenone	4,4'-Bis(dimethylamino)benzanilide	NH <sub>2</sub> OH · HCl, C <sub>2</sub> H <sub>5</sub> OH	428, 429
	4,4'-Bis(dimethylamino)benzophenone oxime	4,4'-Bis(dimethylamino)benzanilide (85, 61)	SOCl <sub>2</sub> , CCl <sub>4</sub>	109, 428
C <sub>18</sub>	4- <i>t</i> -Butyl-4'-methylbenzophenone oxime	4'- <i>t</i> -Butyl-4-methylbenzanilide	PCl <sub>5</sub> , C <sub>6</sub> H <sub>6</sub>	430
C <sub>19</sub>	Dimesityl ketimine	2,2',4,4',6,6'-Hexamethylbenzanilide	H <sub>2</sub> O <sub>2</sub> , CH <sub>3</sub> CO <sub>2</sub> H	264
	5,5'-Diindanyl ketoxime	N'-5'-Indanyl-5-indancarboxylic acid amide	PCl <sub>5</sub> , (C <sub>2</sub> H <sub>5</sub> ) <sub>2</sub> O	376
	<i>p</i> -Xenyl phenyl ketoxime	Biphenyl-4-carboxylic acid (51) and benzoic acid (49)†	PCl <sub>5</sub> , C <sub>6</sub> H <sub>6</sub>	79
	<i>syn-p</i> -Xenyl phenyl ketoxime	4-Phenylbenzanilide (100)	PCl <sub>5</sub> , C <sub>6</sub> H <sub>6</sub>	79
	<i>anti-p</i> -Xenyl phenyl ketoxime	N- <i>p</i> -Xenylbenzamide (100)	PCl <sub>5</sub> , C <sub>6</sub> H <sub>6</sub>	79
C <sub>20</sub>	<i>p</i> -Xenyl <i>o</i> -tolyl ketoxime	Biphenyl-4-carboxylic acid (34) and <i>o</i> -toluic acid (64)*	PCl <sub>5</sub> , C <sub>6</sub> H <sub>6</sub>	79

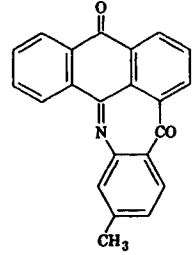
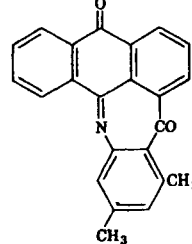
	<i>p</i> -Xenyl <i>m</i> -tolyl ketoxime	<i>m</i> -Toluic acid (47) and <i>p</i> -phenylbenzoic acid (53)†	PCl <sub>5</sub> , C <sub>6</sub> H <sub>6</sub>	79
	<i>p</i> -Xenyl <i>p</i> -tolyl ketoxime	<i>p</i> -Toluic acid (34) and <i>p</i> -phenylbenzoic acid (53)†	PCl <sub>5</sub> , C <sub>6</sub> H <sub>6</sub>	79
	2-( <i>p</i> -Nitrobenzoyl)benzophenone oxime	2-( <i>p</i> -Nitrobenzoyl)benzanilide (50)		431
C <sub>21</sub>	4,4'-Di- <i>t</i> -butylbenzophenone oxime	4,4'-Di- <i>t</i> -butylbenzanilide	PCl <sub>5</sub> , C <sub>6</sub> H <sub>6</sub>	430
	4,4'-Bis(diethylamino)benzophenone	4,4'-Bis(diethylamino)benzanilide	NH <sub>2</sub> OH·HCl, C <sub>2</sub> H <sub>5</sub> OH	432
	Di-1-naphthyl ketoxime	N-1'-Naphthyl-1-naphthamide	PCl <sub>5</sub> , (C <sub>2</sub> H <sub>5</sub> ) <sub>2</sub> O	433
	Di-2-naphthyl ketoxime	N-2'-Naphthyl-2-naphthamide	PCl <sub>5</sub> , (C <sub>2</sub> H <sub>5</sub> ) <sub>2</sub> O	433
	2-Naphthyl 1-naphthyl ketoxime	N-2'-Naphthyl-1-naphthamide	PCl <sub>5</sub> , (C <sub>2</sub> H <sub>5</sub> ) <sub>2</sub> O	433
	1-Phenanthryl phenyl ketoxime	N-1-Phenanthrylbenzamide (18) and N-phenyl-1-phenanthramide (82)	PCl <sub>5</sub> , C <sub>6</sub> H <sub>6</sub>	96
	2-Phenanthryl phenyl ketoxime	N-2-Phenanthrylbenzamide (44) and N-phenyl-2-phenanthramide (56)	PCl <sub>5</sub> , C <sub>6</sub> H <sub>6</sub>	96
	3-Phenanthryl phenyl ketoxime	N-3-Phenanthrylbenzamide (37) and N-phenyl-3-phenanthramide (63)	PCl <sub>5</sub> , C <sub>6</sub> H <sub>6</sub>	96
	9-Phenanthryl phenyl ketoxime	N-9-Phenanthrylbenzamide (4) and N-phenyl-9-phenanthramide (96)	PCl <sub>5</sub> , C <sub>6</sub> H <sub>6</sub>	96
	1-Benzoylanthraquinone oxime		H <sub>2</sub> SO <sub>4</sub> , CH <sub>3</sub> CO <sub>2</sub> H	117, 118

Note: References 338 to 593 are on pages 152-156.

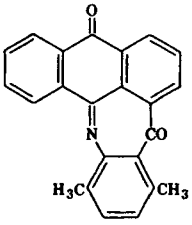
† The products were obtained by treating the reaction mixture with water.

93

TABLE III—Continued

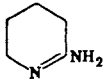
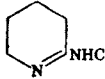
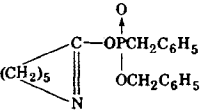
No. of C Atoms	Starting Material	Products (% Yield)	Catalysts and Experimental Conditions	References
C <sub>21</sub> (continued)	1-Benzoylanthraquinone oxime (continued)	Anthraquinone-1-carboxylic acid (55), anthraquinone-1-carboxanilide (35), and trace of C <sub>21</sub> H <sub>11</sub> ON	Aq. HCl	117-119
C <sub>22</sub>	2-Methyl-1-benzoylanthraquinone oxime	2-Methylantraquinone-1-carboxylic acid	H <sub>2</sub> SO <sub>4</sub> , CH <sub>3</sub> CO <sub>2</sub> H	117-119
	<i>p</i> -Toluylanthraquinone oxime		H <sub>2</sub> SO <sub>4</sub> , CH <sub>3</sub> CO <sub>2</sub> H	117-119
C <sub>23</sub>	1-(2,4-Dimethylbenzoyl)-anthraquinone oxime		H <sub>2</sub> SO <sub>4</sub> , CH <sub>3</sub> CO <sub>2</sub> H	117-119

ORGANIC REACTIONS

		3,4-Dimethylanthraquinone-1-carboxanilide (small)	HCl, C <sub>2</sub> H <sub>5</sub> OH	117-119
			(50)	
	1-(2,5-Dimethylbenzoyl)-anthraquinone oxime		H <sub>2</sub> SO <sub>4</sub> , CH <sub>3</sub> CO <sub>2</sub> H	117-119
C <sub>24</sub>	Mesitylanthraquinone oxime	Starting material (50)	H <sub>2</sub> SO <sub>4</sub> , CH <sub>3</sub> CO <sub>2</sub> H	117-119
	2-Methyl-1-(2,4-dimethylbenzoyl)-anthraquinone oxime	2-Methylantraquinone-1-carboxylic acid (trace)	H <sub>2</sub> SO <sub>4</sub> , CH <sub>3</sub> CO <sub>2</sub> H	117-119
		2,2',4'-Trimethylantraquinone-1-carboxanilide	HCl, C <sub>2</sub> H <sub>5</sub> OH	117-119
	2-Methyl-1-(2,5-dimethylbenzoyl)-anthraquinone oxime	2-Methylantraquinone-1-carboxylic acid (trace)	H <sub>2</sub> SO <sub>4</sub> , CH <sub>3</sub> CO <sub>2</sub> H	117-119
C <sub>25</sub>	<i>m</i> -Terphenyl phenyl ketoxime	<i>N</i> - <i>m</i> -Terphenylbenzamide (50)	PCl <sub>5</sub> , (C <sub>2</sub> H <sub>5</sub> ) <sub>2</sub> O	434

Note: References 338 to 593 are on pp. 152-156.

TABLE IV

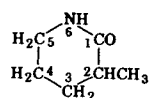
No. of C Atoms	Starting Material	Products (% Yield).	Catalysts and Experimental Conditions	References		
C <sub>5</sub>	Cyclopentanone oxime	δ-Valerolactam (60, 98, 92)	H <sub>2</sub> SO <sub>4</sub>	65, 124, 438		
		δ-Valerolactam (94)	92% H <sub>2</sub> SO <sub>4</sub> *	144		
		δ-Valerolactam (53)	90% H <sub>2</sub> SO <sub>4</sub>	435		
		δ-Valerolactam	80-90% H <sub>2</sub> SO <sub>4</sub> ; 80% H <sub>2</sub> SO <sub>4</sub>	436, 437, 462		
		δ-Valerolactam	H <sub>2</sub> SO <sub>4</sub> *	441		
		δ-Valerolactam	Na <sub>2</sub> SO <sub>4</sub> ·3H <sub>2</sub> SO <sub>4</sub>	140		
		δ-Valerolactam	Aq. H <sub>2</sub> SO <sub>4</sub> ; CH <sub>3</sub> CO <sub>2</sub> H	138		
		δ-Valerolactam (82)	H <sub>2</sub> SO <sub>4</sub> , CH <sub>3</sub> CH <sub>2</sub> CO <sub>2</sub> H	137		
		δ-Valerolactam	H <sub>2</sub> SO <sub>4</sub> , fatty acids	439		
		δ-Valerolactam (82)	Metaphosphoric acid; 270°§	125		
		δ-Valerolactam (74)	Polyphosphoric acid	123		
		δ-Valerolactam (47)	SOCl <sub>2</sub> , CHCl <sub>3</sub>	440		
		δ-Valerolactam (37)	Br <sub>2</sub> , SO <sub>2</sub>	364		
		δ-Valerolactam (74)	HF	83, 126		
		5-Benzamidovaleric acid (71)	H <sub>2</sub> SO <sub>4</sub> , then NaOH and C <sub>6</sub> H <sub>5</sub> COCl	585		
				(47)	NH <sub>3</sub>	13
				(57)	C <sub>6</sub> H <sub>5</sub> NH <sub>2</sub>	13
	Tetramethylenetetrazole		H <sub>2</sub> SO <sub>4</sub> , NaN <sub>3</sub> ; CHCl <sub>3</sub> , ClSO <sub>3</sub> H, NaN <sub>3</sub>	248		
	Cyclopentanone oxime sulfonate	Tar	Aq. HCl, dioxane	60		
	Cyclopentanone oxime benzenesulfonate	δ-Valerolactam (93)	Dibenzyl hydrogen phosphate; (C <sub>2</sub> H <sub>5</sub> ) <sub>3</sub> N, CH <sub>3</sub> NO <sub>2</sub>	338		
	Cyclopentanone oxime <i>p</i> -nitrobenzenesulfonate		(C <sub>6</sub> H <sub>5</sub> CH <sub>2</sub> O) <sub>2</sub> PO <sub>2</sub> NH <sub>4</sub> , C <sub>2</sub> H <sub>5</sub> NO <sub>2</sub> or CH <sub>3</sub> CN	58		
	Cyclopentanone	δ-Valerolactam (99)	CH <sub>3</sub> CN, CHCl <sub>3</sub> †	442		
		δ-Valerolactam (100)	H <sub>2</sub> SO <sub>4</sub> , (NH <sub>2</sub> OH) <sub>2</sub> ·H <sub>2</sub> SO <sub>4</sub>	121		
		δ-Valerolactam (81)	Oleum, (NH <sub>2</sub> OH) <sub>2</sub> ·H <sub>2</sub> SO <sub>4</sub>	168		
C <sub>6</sub>	Nitrocyclopentane	δ-Valerolactam	H <sub>2</sub> SO <sub>4</sub> , CH <sub>3</sub> NO <sub>2</sub>	443		
	2-Methylcyclopentanone oxime	5-Methyl-5-valerolactam (61-76%)‡	75% H <sub>2</sub> SO <sub>4</sub>	444		
	3-Methylcyclopentanone oxime	β- and γ-Picoline, pentenonitrile	P <sub>2</sub> O <sub>5</sub>	147		
		3-Methyl-5-valerolactam and 4-methyl-5-valerolactam	80% H <sub>2</sub> SO <sub>4</sub>	65, 445		

Note: References 338 to 593 are on pp. 152-156.

\* Special equipment or procedure was employed.

† Dibenzyl hydrogen phosphate and selected amines and solvents gave similar results.

‡ Substituted lactams are named according to the following system: 2-methyl-5-valerolactam is



§ This reaction was run in the vapor phase under reduced pressure.



TABLE IV—Continued

No. of C Atoms	Starting Material	Products (% Yield)	Catalysts and Experimental Conditions	References
C <sub>6</sub> (continued)	Cyclohexanone oxime	ε-Caprolactam (41)	K <sub>2</sub> S <sub>2</sub> O <sub>7</sub> , pumice, H <sub>2</sub> §	164
		ε-Caprolactam (60)	KHSO <sub>4</sub> , pumice, vacuum§	453
		ε-Caprolactam (95)	ClSO <sub>3</sub> H, alone or with SO <sub>3</sub>	456
		ε-Caprolactam (45)	SO <sub>3</sub> or SOCl <sub>2</sub> ; SO <sub>2</sub>	128, 342
		ε-Caprolactam (50–60)	SOCl <sub>2</sub> , SO <sub>2</sub>	463
			SOCl <sub>2</sub> alone or with CHCl <sub>3</sub>	54
		ε-Caprolactam (93)	C <sub>6</sub> H <sub>5</sub> SO <sub>2</sub> Cl, aq. NaOH	257, 446
		ε-Caprolactam	CH <sub>3</sub> SO <sub>2</sub> Cl or <i>p</i> -CH <sub>3</sub> C <sub>6</sub> H <sub>4</sub> SO <sub>2</sub> Cl, aq. NaOH	457
		ε-Caprolactam (67, 46)	HF	83, 126
		ε-Caprolactam (92)	Anhydrous HF	458
		ε-Caprolactam (82–87)	CF <sub>3</sub> CO <sub>2</sub> H	82
		ε-Caprolactam (85)	70% HClO <sub>4</sub> , CH <sub>3</sub> CO <sub>2</sub> H	135
		ε-Caprolactam	89% H <sub>3</sub> PO <sub>4</sub> , C <sub>6</sub> H <sub>6</sub> , or CHCl <sub>3</sub>	54
		ε-Caprolactam (85)	Orthophosphoric acid§	125, 133
		ε-Caprolactam (89)	Polyphosphoric acid	123
		ε-Caprolactam (85)	NaHSO <sub>4</sub> , H <sub>3</sub> PO <sub>4</sub> , polyphosphoric acid, H <sub>4</sub> P <sub>2</sub> O <sub>7</sub> §	127
		ε-Caprolactam (50–60)	P <sub>2</sub> O <sub>5</sub> , POCl <sub>3</sub> , PCl <sub>3</sub> , PBr <sub>3</sub> , SOCl <sub>2</sub>	463
		ε-Caprolactam (56–79)	B <sub>2</sub> O <sub>3</sub> (21.5–36.5% on Al <sub>2</sub> O <sub>3</sub> )	148
		ε-Caprolactam (41)	BPO <sub>4</sub> , H <sub>2</sub> , NH <sub>3</sub>	164
		ε-Caprolactam	NH <sub>3</sub> , SiO <sub>2</sub> , 200–500°	146
		ε-Aminocaproic acid (88)	70% H <sub>2</sub> SO <sub>4</sub>	120
		ε-Caprolactam(70–98)	H <sub>2</sub> SO <sub>4</sub> *	15, 455, 143, 124, 464, 465, 441, 142, 445
		ε-Caprolactam (59–99)	H <sub>2</sub> SO <sub>4</sub>	65, 447, 439, 142, 460, 445, 438, 449
ε-Caprolactam (92, 87–90)	H <sub>2</sub> SO <sub>4</sub> , cyclohexane, C <sub>2</sub> H <sub>4</sub> Cl <sub>2</sub> ; H <sub>2</sub> SO <sub>4</sub> , CH <sub>3</sub> CO <sub>2</sub> H	132, 137, 467		
ε-Caprolactam	25–28% H <sub>2</sub> SO <sub>4</sub> , CH <sub>3</sub> CO <sub>2</sub> H	138		
ε-Caprolactam (60)	60% oleum	452		
ε-Caprolactam (91)	60–90% H <sub>2</sub> SO <sub>4</sub> *	144		
ε-Caprolactam (80–97)	75–96.4% H <sub>2</sub> SO <sub>4</sub>	444		
ε-Caprolactam (80)	80% H <sub>2</sub> SO <sub>4</sub> *	145, 462		
ε-Caprolactam (75–95)	80–85% H <sub>2</sub> SO <sub>4</sub>	131		
ε-Caprolactam (89)	80–94% H <sub>2</sub> SO <sub>4</sub>	436		

Note: References 338 to 593 are on pp. 152–156.

\* Special equipment or procedure was employed.

§ This reaction was run in the vapor phase under reduced pressure.

|| Vapor phase reaction.

TABLE IV—Continued

No. of C Atoms	Starting Material	Products (% Yield)	Catalysts and Experimental Conditions	References
C <sub>6</sub> (continued)	Cyclohexanone oxime (continued)	ε-Caprolactam (90)	86% H <sub>2</sub> SO <sub>4</sub>	437
		ε-Caprolactam (96, 66, —)	90% H <sub>2</sub> SO <sub>4</sub>	144,* 450, 454
		ε-Caprolactam (87)	90–96% H <sub>2</sub> SO <sub>4</sub>	435
		ε-Caprolactam (78)	95% H <sub>2</sub> SO <sub>4</sub>	451
		ε-Caprolactam (96)	98% H <sub>2</sub> SO <sub>4</sub> ; 100% H <sub>2</sub> SO <sub>4</sub>	141, 337
		ε-Caprolactam (96)	Oleum, SO <sub>3</sub>	55
		ε-Caprolactam	Oleum, CCl <sub>4</sub> , C <sub>6</sub> H <sub>6</sub> , or other hydrocarbons	56
		ε-Caprolactam (90–98)	1–60% Oleum	459
		ε-Caprolactam (90–94)	6–60% Oleum, C <sub>6</sub> H <sub>5</sub> NO <sub>2</sub> , or 1-nitro-1-methylcyclopentane	136
		ε-Caprolactam (87–97)	15% Oleum	461
		ε-Caprolactam (98)	65% Oleum	466
		ε-Caprolactam (good, —)	SO <sub>3</sub> , CS <sub>2</sub>	57, 468
		ε-Caprolactam (100, —, —)	SO <sub>3</sub> , CH <sub>2</sub> ClCH <sub>2</sub> Cl; SO <sub>3</sub> , CCl <sub>2</sub> =CCl <sub>2</sub> ; SO <sub>3</sub> , chlorinated hydrocarbon	57, 336
		ε-Caprolactam (93)	SO <sub>3</sub> , SO <sub>2</sub>	463
		ε-Caprolactam	SO <sub>3</sub> , SO <sub>2</sub> , fluorinated or chlorinated hydrocarbons	342, 336
		ε-Caprolactam	NH <sub>4</sub> HSO <sub>4</sub> , H <sub>2</sub> SO <sub>4</sub> , SO <sub>2</sub> , CS <sub>2</sub> , or chlorinated hydrocarbon	139
		ε-Caprolactam (74)	NH <sub>4</sub> HSO <sub>4</sub> ·H <sub>2</sub> SO <sub>4</sub>	469
		ε-Caprolactam	Na <sub>2</sub> SO <sub>4</sub> ·3H <sub>2</sub> SO <sub>4</sub>	140
		ε-Caprolactam (83–85)	85–97.5% H <sub>2</sub> SO <sub>4</sub> , SiO <sub>2</sub> ; H <sub>2</sub> SO <sub>4</sub> , SiO <sub>2</sub>	130, 451
		ε-Caprolactam	KHSO <sub>4</sub> , pumice, H <sub>2</sub> or NH <sub>3</sub>	163
ε-Caprolactam (30–70)	Cl <sub>2</sub> ·Br <sub>2</sub> or Cl <sub>2</sub> ·I <sub>2</sub> or Br <sub>2</sub> ·I <sub>2</sub> or Br <sub>2</sub> ·SOCl <sub>2</sub> , with SO <sub>2</sub>	364		
δ-Caprolactam	None given	592		
ε-Aminocaproic acid (good)	Oleum, then water	134		
1,6-Hexamethylenediamine	CuCO <sub>3</sub> on SiO <sub>2</sub> , H <sub>2</sub> or NH <sub>3</sub> * § ¶	165		
Pentamethylenetetrazole (95)	H <sub>2</sub> SO <sub>4</sub> , NaN <sub>3</sub> , CHCl <sub>3</sub> ; ClSO <sub>3</sub> , NaN <sub>3</sub>	248		
Pentamethylenetetrazole	POCl <sub>3</sub> or SOCl <sub>2</sub> with NaN <sub>3</sub> and CHCl <sub>3</sub>	248		
Cyclohexanone oxime hydrochloride	ε-Caprolactam (84, —)	H <sub>2</sub> SO <sub>4</sub> ; H <sub>2</sub> SO <sub>4</sub> , HCl	470, 591	
Cyclohexanone oxime methyl ether	ε-Caprolactam	10% Oleum	261	
	ε-Caprolactam (68)	H <sub>2</sub> SO <sub>4</sub>	263	
Cyclohexanone oxime allyl ether	ε-Caprolactam (50)	10% Oleum	261	
Cyclohexanone oxime picryl ether	ε-Caprolactam (77–79)	Aq. acid or base	54, 128	

Note: References 338 to 593 are on pp. 152–156.

\* Special equipment or procedure was employed.

§ This reaction was run in the vapor phase under reduced pressure.

¶ Other catalysts, such as H<sub>3</sub>PO<sub>4</sub>-SiO<sub>2</sub>, H<sub>3</sub>BO<sub>3</sub>-SiO<sub>2</sub>, and H<sub>4</sub>TiO<sub>4</sub>-TiO<sub>2</sub>-U<sub>2</sub>O<sub>5</sub> were also used.

TABLE IV—Continued

No. of C Atoms	Starting Material	Products (% Yield)	Catalysts and Experimental Conditions	References
C <sub>6</sub> (continued)	Cyclohexanone oxime sulfonate	Octahydrophenazine (7)	HCl (4N), dioxane	60
		Tetrahydrophenazine (5)	Pyridine, CH <sub>3</sub> OH	60
	Cyclohexanone oxime potassium sulfonate	ε-Caprolactam	Aq. HCl	14
		Pentamethylenetetrazole (70)	NaN <sub>3</sub> , H <sub>2</sub> O	248
	Cyclohexanone oxime benzene-sulfonate	2-Iminohexamethyleneimine (50)	NH <sub>3</sub>	13
		2-Anilinohexamethyleneimine (72)	C <sub>6</sub> H <sub>5</sub> NH <sub>2</sub>	13
	Cyclohexanone oxime <i>o</i> -toluene-sulfonate	ε-Caprolactam (77)	Aq. acid or base	54
		Cyclohexanone oxime	Aq. base or acid	54
	Cyclohexanone oxime <i>p</i> -toluene-sulfonate	ε-Caprolactam (79)	Aq. acid or base	54
	Cyclohexanone oxime 2-naphthyl-sulfonate	Pentamethylenetetrazole	NaNO <sub>2</sub> and N <sub>2</sub> H <sub>4</sub> , CH <sub>3</sub> CO <sub>2</sub> H, CHCl <sub>3</sub>	294
		ε-Caprolactam (78)	Aq. acid or base	54
	Cyclohexanone	ε-Caprolactam (87)	Oleum,	168
		ε-Caprolactam (90)	(NH <sub>2</sub> OH) <sub>2</sub> ·H <sub>2</sub> SO <sub>4</sub> , H <sub>2</sub> SO <sub>4</sub> ,	121, 471
		ε-Caprolactam (79)	(NH <sub>2</sub> OH) <sub>2</sub> ·H <sub>2</sub> SO <sub>4</sub> , H <sub>2</sub> SO <sub>4</sub> , primary nitro-paraffin	167
ε-Caprolactam		(NH <sub>2</sub> OH) <sub>2</sub> ·H <sub>2</sub> SO <sub>4</sub> , (CH <sub>3</sub> CO) <sub>2</sub> O, CH <sub>3</sub> CO <sub>3</sub> H**	472	
ε-Caprolactam (35)		SiO <sub>2</sub> , N <sub>2</sub> ; BPO <sub>4</sub> , N <sub>2</sub> ; phosphomolybdic acid, N <sub>2</sub> ; silicotungstic acid, N <sub>2</sub>	170	
C <sub>7</sub>	Nitrocyclohexane	ε-Caprolactam (30)	20% Oleum, S	171
		ε-Caprolactam	H <sub>2</sub> SO <sub>4</sub> , C <sub>2</sub> H <sub>5</sub> NO <sub>2</sub>	443
		ε-Caprolactam	Salt*	473
		ε-Caprolactam (74)	(NH <sub>2</sub> OH) <sub>2</sub> ·H <sub>2</sub> SO <sub>4</sub> ; 20% oleum	443
	<i>syn</i> -Cyclohexenone oxime	ε-Caprolactam (60)	H <sub>2</sub> SO <sub>4</sub> , CH <sub>3</sub> NO <sub>2</sub>	443
		Δ <sup>2</sup> -6-Caprolactam (25)	Polyphosphoric acid	475
	<i>anti</i> -Cyclohexenone oxime	Unidentified product	Polyphosphoric acid	475
	2-Chlorocyclohexanone oxime	Octahydrophenazine	Aq. HCl, dioxane	60
	2-Ethylcyclopentanone oxime	5-Ethyl-5-valerolactam (61)	80% H <sub>2</sub> SO <sub>4</sub>	444
	2-Methylcyclohexanone oxime	6-Methyl-6-caprolactam (88-97)	85-96.4% H <sub>2</sub> SO <sub>4</sub>	444
		2-Methyl-6-caprolactam (70%) and 6-methyl-6-caprolactam (30%)	SO <sub>3</sub> -H <sub>2</sub> SO <sub>4</sub>	476
		6-Methyl-6-caprolactam (67)	H <sub>2</sub> SO <sub>4</sub>	303
		2-Methyl-6-caprolactam and 6-methyl-6-caprolactam (50-80)	PCl <sub>5</sub> , C <sub>6</sub> H <sub>6</sub> ; H <sub>2</sub> SO <sub>4</sub>	477
		2-Methyl-6-caprolactam	H <sub>2</sub> SO <sub>4</sub>	477
10-Methylpentamethylenetetrazole (61)		CISO <sub>3</sub> H, NaN <sub>3</sub> , CH <sub>2</sub> ClCH <sub>2</sub> Cl	293	
3-Methylcyclohexanone oxime	3-Methyl-6-caprolactam and 5-methyl-6-caprolactam	80% H <sub>2</sub> SO <sub>4</sub>	65, 445, 478	
	5-Methyl-6-caprolactam	C <sub>6</sub> H <sub>5</sub> SO <sub>2</sub> Cl, aq. NaOH	446	

Note: References 338 to 593 are on pp. 152-156.

\* Special equipment or procedure was employed.

|| Vapor phase reaction.

\*\* Monochloroacetic acid may be used in place of acetic acid and CH<sub>3</sub>CONHOCOCH<sub>3</sub> may be used in place of hydroxylamine sulfate.

TABLE IV—Continued

No. of C Atoms	Starting Material	Products (% Yield)	Catalysts and Experimental Conditions	References
C <sub>7</sub> (continued)	3-Methylcyclohexanone oxime (continued)	7-Methylpentamethylenetetrazole (63)	ClSO <sub>3</sub> H, NaN <sub>3</sub> , CH <sub>2</sub> ClCH <sub>2</sub> Cl	293
		Toluene and hexenonitrile, lutidine and mixed lactams	P <sub>2</sub> O <sub>5</sub>	147
	4-Methylcyclohexanone oxime	4-Methyl-6-caprolactam (62)	H <sub>2</sub> SO <sub>4</sub>	303
		4-Methyl-6-caprolactam (good)	C <sub>6</sub> H <sub>5</sub> SO <sub>2</sub> Cl, aq. KOH	446, 457
		4-Methyl-6-caprolactam (89)	90% H <sub>2</sub> SO <sub>4</sub> *	144
		8-Methylpentamethylenetetrazole (57)	ClSO <sub>3</sub> , HN <sub>3</sub> , aq. NaOH	293
	Cycloheptanone oxime	2-Oxoheptamethylenimine (92)	SO <sub>3</sub> -H <sub>2</sub> SO <sub>4</sub> ; 60% oleum	124, 459
		2-Oxoheptamethylenimine (50)	H <sub>2</sub> SO <sub>4</sub>	65, 147, 474, 445
		2-Oxoheptamethylenimine (80)	<i>o</i> -Phosphoric acid§	125
		2-Oxoheptamethylenimine (30)	HF	83, 126
	Cycloheptanone	2-Oxoheptamethylenimine	H <sub>2</sub> SO <sub>4</sub> *	441
		2-Oxoheptamethylenimine (93)	H <sub>2</sub> SO <sub>4</sub> , (NH <sub>2</sub> OH) <sub>2</sub> ·H <sub>2</sub> SO <sub>4</sub>	121
C <sub>8</sub>	2- <i>n</i> -Propylcyclopentanone oxime	5- <i>n</i> -Propyl-5-valerolactam (59)	80% H <sub>2</sub> SO <sub>4</sub>	444
	2-Ethylcyclohexanone oxime	6-Ethyl-6-caprolactam (99)	H <sub>2</sub> SO <sub>4</sub> , CCl <sub>4</sub>	593
	3-Ethylcyclohexanone oxime	5-Ethyl-6-caprolactam (77)	H <sub>2</sub> SO <sub>4</sub>	303
	4-Ethylcyclohexanone oxime	4-Ethyl-6-caprolactam (90)	H <sub>2</sub> SO <sub>4</sub>	480
	<i>trans</i> -2,4-Dimethylcyclohexanone oxime	4,6-Dimethyl-6-caprolactam (53)	H <sub>2</sub> SO <sub>4</sub>	303
C <sub>9</sub>	<i>trans</i> -2,5-Dimethylcyclohexanone oxime	3,5-Dimethyl-6-caprolactam (71)	H <sub>2</sub> SO <sub>4</sub>	303
		3,4-Dimethylcyclohexanone oxime	Dimethyl- $\epsilon$ -caprolactam (67)	H <sub>2</sub> SO <sub>4</sub>
	3,5-Dimethylcyclohexanone oxime	4,6-Dimethyl-6-caprolactam (60)	H <sub>2</sub> SO <sub>4</sub>	480
		7,9-Dimethylhexamethylenetetrazole (58)	ClSO <sub>3</sub> H, NaN <sub>3</sub> , CH <sub>2</sub> ClCH <sub>2</sub> Cl	293
	<i>cis</i> -3,5-Dimethylcyclohexanone oxime	<i>cis</i> -4,6-Dimethyl-6-caprolactam (45)	H <sub>2</sub> SO <sub>4</sub>	303
	Bicyclo[2.2.1]heptan-2-one oxime	2-Aza-3-oxobicyclo[2.2.1]octane (70-90)	85% H <sub>2</sub> SO <sub>4</sub>	481
	Cycloöctanone oxime	2-Oxoöctamethylenimine (80, 85-90)	80% H <sub>2</sub> SO <sub>4</sub>	122
		2-Oxoöctamethylenimine (68)	90% H <sub>2</sub> SO <sub>4</sub>	474
	Cycloöctanone oxime hydrochloride	2-Oxoöctamethylenimine (69)	H <sub>2</sub> SO <sub>4</sub> , HCl	591
	Indanone oxime	4,5-Benzvalerolactam (10)	PCl <sub>5</sub> , (C <sub>2</sub> H <sub>5</sub> ) <sub>2</sub> O	129
		Hydrocarbostyryl	PCl <sub>5</sub>	482
	2-Oximinoindanone	<i>o</i> -Carboxyphenylacetamide	H <sub>2</sub> SO <sub>4</sub>	483
5-Oximinohydrindene	2-Oxo-5,6-cyclopentano-hexamethylenimine (70)	C <sub>6</sub> H <sub>5</sub> SO <sub>2</sub> Cl, aq. NaOH	484	
1-Oximino-2-nitro-3-ketoindane	1-Chloro-3-nitro-4-hydroxyisoquinoline	HCl, (CH <sub>3</sub> CO) <sub>2</sub> O, CH <sub>3</sub> CO <sub>2</sub> H; POCl <sub>3</sub> , CH <sub>3</sub> CO <sub>2</sub> H	161	
4- <i>n</i> -Propylcyclohexanone oxime	4- <i>n</i> -Propyl-6-caprolactam (76)	H <sub>2</sub> SO <sub>4</sub>	485	
2-Isopropylcyclohexanone oxime	6-Isopropyl-6-caprolactam	H <sub>2</sub> SO <sub>4</sub>	480	
3-Isopropylcyclohexanone oxime	8-Isopropylhexamethylenetetrazole (67)	ClSO <sub>3</sub> H, HN <sub>3</sub> , CH <sub>2</sub> ClCH <sub>2</sub> Cl	15, 293	
4-Isopropylcyclohexanone oxime	4-Isopropyl-6-caprolactam (72)	H <sub>2</sub> SO <sub>4</sub>	480	

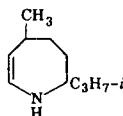
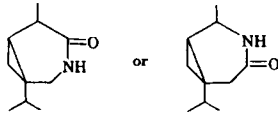
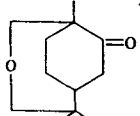
Note: References 338 to 593 are on pp. 152-156.

\* Special equipment or procedure was employed.

§ This reaction was run in the vapor phase under reduced pressure.

TABLE IV—Continued

106

No. of C Atoms	Starting Material	Products (% Yield)	Catalysts and Experimental Conditions	References
C <sub>9</sub> (continued)	3-Ethyl-5-methylcyclohexanone oxime	7-Methyl-9-ethylhexamethylenetetrazole (32)	ClSO <sub>3</sub> H, NaN <sub>3</sub> , CH <sub>2</sub> ClCH <sub>2</sub> Cl	15, 293
		7-Methyl-9-ethylhexamethylenetetrazole	ClSO <sub>3</sub> H, NaN <sub>3</sub>	293
	2,3,5-Trimethylcyclohexanone oxime	3,5,6-Trimethyl-6-caprolactam (73)	H <sub>2</sub> SO <sub>4</sub>	303
	2,4,6-Trimethylcyclohexanone oxime	2,4,6-Trimethyl-6-caprolactam (57)	H <sub>2</sub> SO <sub>4</sub>	303
	3,3,5-Trimethylcyclohexanone oxime	7,9,9-Trimethylhexamethylenetetrazole (72)	ClSO <sub>3</sub> H, NaN <sub>3</sub> , CH <sub>2</sub> ClCH <sub>2</sub> Cl	293
		3,5,5- and 3,3,5-Trimethyl-6-caprolactam	50% H <sub>2</sub> SO <sub>4</sub>	477
	3,5,5-Trimethyl-2-cyclohexen-1-one oxime (isophorone oxime)	3,3,5-Trimethyl-Δ <sup>5</sup> - and 3,5,5-trimethyl-Δ <sup>2</sup> -6-caprolactam	80–100% H <sub>2</sub> SO <sub>4</sub>	486
	<i>syn</i> -3,5,5-Trimethyl-2-cyclohexen-1-one oxime ( <i>syn</i> -isophorone oxime)	3,5,5-Trimethyl-Δ <sup>2</sup> -6-caprolactam (25)	PCl <sub>5</sub> , (C <sub>2</sub> H <sub>5</sub> ) <sub>2</sub> O	487
	<i>anti</i> -3,5,5-Trimethyl-2-cyclohexen-1-one oxime ( <i>anti</i> -isophorone oxime)	3,3,5-Trimethyl-Δ <sup>5</sup> -6-caprolactam (20)	PCl <sub>5</sub> , (C <sub>2</sub> H <sub>5</sub> ) <sub>2</sub> O	487
	4,4,6-Trimethylcyclohexanone oxime	3,3,5- and 3,5,5-Trimethyl-6-caprolactam	50% H <sub>2</sub> SO <sub>4</sub>	477
C <sub>10</sub>	4- <i>sec</i> -Butylcyclohexanone oxime	8- <i>sec</i> -Butylhexamethylenetetrazole (50)	ClSO <sub>3</sub> H, NaN <sub>3</sub> , CH <sub>2</sub> ClCH <sub>2</sub> Cl	293
	<i>t</i> -Butylcyclohexanone oxime	<i>t</i> -Butyl-6-caprolactam (100)	H <sub>2</sub> SO <sub>4</sub>	337
	4- <i>t</i> -Butylcyclohexanone oxime	4- <i>t</i> -Butyl-6-caprolactam (82)	H <sub>2</sub> SO <sub>4</sub>	480
		8- <i>t</i> -Butylhexamethylenetetrazole (68)	ClSO <sub>3</sub> H, NaN <sub>3</sub> , CH <sub>2</sub> ClCH <sub>2</sub> Cl	293
	3-Methyl-3- <i>n</i> -propylcyclohexanone oxime	7-Methyl-7-isopropylhexamethylenetetrazole (37)	ClSO <sub>3</sub> H, NaN <sub>3</sub> , CH <sub>2</sub> ClCH <sub>2</sub> Cl	293
	2-Isopropyl-5-methylcyclohexanone oxime	7-Methyl-10-isopropylhexamethylenetetrazole (27)	ClSO <sub>3</sub> H, NaN <sub>3</sub> , CH <sub>2</sub> ClCH <sub>2</sub> Cl	293
	3-Isopropyl-5-methylcyclohexanone oxime	7-Methyl-9-isopropylhexamethylenetetrazole (50)	ClSO <sub>3</sub> H, NaN <sub>3</sub> , CH <sub>2</sub> ClCH <sub>2</sub> Cl	293
	<i>d</i> -Carvone oxime	Unknown product C <sub>10</sub> H <sub>8</sub> ClNO	PCl <sub>5</sub>	487
	Tetrahydrocarvone oxime	Unidentified product	60% H <sub>2</sub> SO <sub>4</sub> , CH <sub>3</sub> CO <sub>2</sub> H; H <sub>2</sub> SO <sub>4</sub>	65, 445, 488
	Pulenone oxime	3,6,6-Trimethyl-6-caprolactam	POCl <sub>3</sub> , CHCl <sub>3</sub>	153
Menthone oxime	3,6-Dimethyl-5-heptenonitrile	(CH <sub>3</sub> CO) <sub>2</sub> O; PCl <sub>5</sub> , POCl <sub>3</sub>	153	
	3-Methyl-6-isopropyl-6-caprolactam and decylenic acid, menthylamines and menthonitrile	H <sub>2</sub> SO <sub>4</sub>	445, 488	
<i>t</i> -Menthone oxime		Cu, H <sub>2</sub>	166	
<i>syn</i> -Isonitrosocamphor	1,2,2-Trimethylcyclopentane-1,3-dicarboximide	PCl <sub>5</sub> , (C <sub>2</sub> H <sub>5</sub> ) <sub>2</sub> O	154	
β-Thujone oxime		PCl <sub>5</sub> , CHCl <sub>3</sub>	489	
2-Methyl-2-hydroxy-5-(2'-hydroxy-isopropyl)cyclohexanone oxime		HCl or HBr, CH <sub>3</sub> CO <sub>2</sub> H or C <sub>6</sub> H <sub>6</sub>	490	

Note: References 338 to 593 are on pp. 152–156.

†† This product was obtained by hydrolysis of the lactam

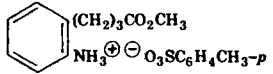
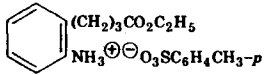
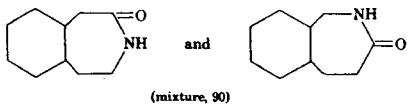
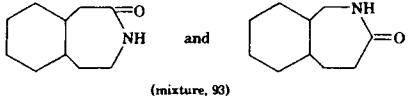
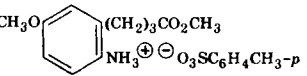
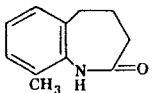
ORGANIC REACTIONS

THE BECKMANN REARRANGEMENT

107

TABLE IV—Continued

108

No. of C Atoms	Starting Material	Products (% Yield)	Catalysts and Experimental Conditions	References
C <sub>10</sub> (continued)	$\beta$ -Dihydroumbellulone oxime	1-Isopropyl-5-methyl-2-azabicyclo-[4.1.0]-heptan-3-one	<i>p</i> -CH <sub>3</sub> C <sub>6</sub> H <sub>4</sub> SO <sub>2</sub> Cl or <i>p</i> -BrC <sub>6</sub> H <sub>4</sub> SO <sub>2</sub> Cl, pyridine	491
	$\beta$ -Dihydroumbellulone oxime <i>p</i> -toluenesulfonate	1-Isopropyl-5-methyl-2-azabicyclo-[4.1.0]-heptan-3-one	HCl, pyridine	491
	<i>anti</i> -1,2-Benzcyclohexanone oxime picryl ether	N-Picryl-5,6-benz-6-caprolactam $\ddagger\ddagger$		53
	1-Tetralone oxime <i>p</i> -toluenesulfonate	6,7-Benz-6-caprolactam <i>p</i> -toluenesulfonic acid salt	C <sub>6</sub> H <sub>5</sub> OH	158
		6,7-Benz-6-caprolactim phenyl ether	C <sub>6</sub> H <sub>5</sub> OH	158
		 (100)	CH <sub>3</sub> OH	158
		 (30)	C <sub>2</sub> H <sub>5</sub> OH	158
	7-Nitro-1-tetralone oxime	1-Amino-7-nitronaphthalene (10)	Polyphosphoric acid	492
	7-Nitro-1-tetralone oxime acetate	1-Amino-7-nitronaphthalene (45)	HCl	492
	7-Nitro-1-tetralone oxime phenylcarbamate	1-Amino-7-nitronaphthalene (22)	HCl, C <sub>2</sub> H <sub>5</sub> OH	492
2-Tetralone oxime	<i>o</i> -(2-Aminoethyl)phenylacetolactam (78)	<i>p</i> -CH <sub>3</sub> C <sub>6</sub> H <sub>4</sub> SO <sub>2</sub> Cl, aq. NaOH	493	
1-Tetralone oxime sulfonate	$\alpha$ -Naphthylamine (12)	Aq. HCl, dioxane	60	
2-Tetralone oxime <i>p</i> -toluenesulfonate	3,4-Benz-6-caprolactam (78)	CH <sub>3</sub> OH	242	
2-Decalone oxime	 (mixture, 90)	80% H <sub>2</sub> SO <sub>4</sub>	437	
<i>cis</i> -2-Decalone oxime	 (mixture, 93)	98-100% H <sub>2</sub> SO <sub>4</sub>	337	
C <sub>11</sub>	4- <i>t</i> -Amylcyclohexanone oxime	8- <i>t</i> -Amylhexamethylenetetrazole (57)	ClSO <sub>3</sub> H, NaN <sub>3</sub> , CH <sub>2</sub> ClCH <sub>2</sub> Cl	293
	2- <i>t</i> -Butyl-4-methylcyclohexanone oxime	4-Methyl-6- <i>t</i> -butyl-6-caprolactam (69)	H <sub>2</sub> SO <sub>4</sub>	303
	6-Methoxy-1-tetralone oxime <i>p</i> -toluenesulfonate		CH <sub>3</sub> OH	158
	8-Methyl-1-tetralone oxime		HCl, (CH <sub>3</sub> CO) <sub>2</sub> O, CH <sub>3</sub> CO <sub>2</sub> H	158

Note: References 338 to 593 are on pp. 152-156.

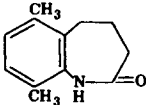
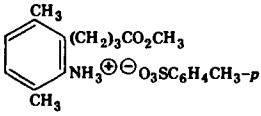
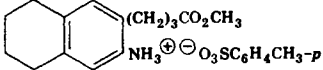
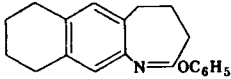
$\ddagger\ddagger$  The picryl ether was rearranged by heating in ethylene dichloride.

ORGANIC REACTIONS

THE BECKMANN REARRANGEMENT

109

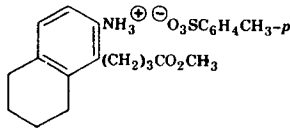
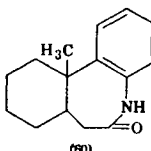
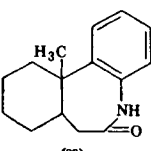
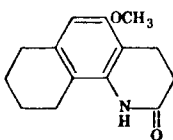
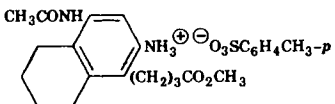
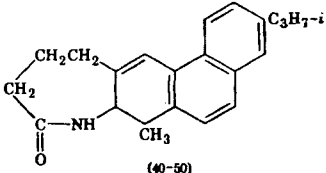
TABLE IV—Continued

No. of C Atoms	Starting Material	Products (% Yield)	Catalysts and Experimental Conditions	References
C <sub>11</sub> (continued)	Thujamethone oxime	3-Isopropyl-4,5-dimethyl-5-valerolactam	H <sub>2</sub> SO <sub>4</sub>	489
	β-Thujamethone oxime	2,3-Dimethyl-4-isopropyl-5-valerolactam	66% H <sub>2</sub> SO <sub>4</sub> , CH <sub>3</sub> CO <sub>2</sub> H	494, 489
	<i>syn</i> -1,2-Benzcycloheptanone picryl ether oxime	N-Picryl-2,3-benz-7-enantholactam††		53
	<i>anti</i> -1,2-Benzcycloheptanone picryl ether oxime	N-Picryl-6,7-benz-7-enantholactam††		53
C <sub>12</sub>	2-Cyclohexylcyclohexane oxime	6-Cyclohexyl-6-caprolactam (100)	H <sub>2</sub> SO <sub>4</sub>	354
	4-Cyclohexylcyclohexanone oxime	8-Cyclohexylhexamethylenetetrazole (51)	ClSO <sub>3</sub> H, NaN <sub>3</sub> , CH <sub>2</sub> ClCH <sub>2</sub> Cl	293
	5,8-Dimethyl-1-tetralone acetate oxime		HCl, (CH <sub>3</sub> CO) <sub>2</sub> O, CH <sub>3</sub> CO <sub>2</sub> H	158
	5,8-Dimethyl-1-tetralone oxime <i>p</i> -toluenesulfonate		CH <sub>3</sub> OH	158
	3-Carbomethoxy-1-tetralone oxime	3-Carbomethoxy-5,6-benz-6-caprolactam (50)	Polyphosphoric acid	495
C <sub>13</sub>	<i>syn</i> -1,2-Benzcyclooctanone picryl ether oxime	N-Picryl-2,3-benz-8-caprylolactam††		53
	<i>anti</i> -1,2-Benzcyclooctanone picryl ether oxime	N-Picryl-7,8-benz-8-caprylolactam††		53
	4-Cyclohexylmethylcyclohexanone oxime	4-Cyclohexylmethyl-6-caprolactam	H <sub>2</sub> SO <sub>4</sub>	480
	<i>syn</i> -3-Methyl-5-phenyl-2-cyclohexen-1-one oxime	3-Phenyl-5-methyl-Δ <sup>5</sup> -6-caprolactam (25)	PCl <sub>5</sub> , (C <sub>2</sub> H <sub>5</sub> ) <sub>2</sub> O, C <sub>6</sub> H <sub>6</sub>	487
	<i>anti</i> -3-Methyl-5-phenyl-2-cyclohexen-1-one oxime	3-Methyl-5-phenyl-Δ <sup>2</sup> -6-caprolactam (15)	PCl <sub>5</sub> , (C <sub>2</sub> H <sub>5</sub> ) <sub>2</sub> O, C <sub>6</sub> H <sub>6</sub>	487
	α-Ionone oxime	2,2,6-Trimethyl-4-cyclohexene-1-acetaldehyde (60)	PCl <sub>5</sub> , CHCl <sub>3</sub>	479
	3-Carbethoxy-1-tetralone oxime	3-Carbethoxy-5,6-benz-6-caprolactam (86)	Polyphosphoric acid	495
C <sub>14</sub>	1,2,3,4,6,7,8,9-Octahydroanthracene-1-one oxime <i>p</i> -toluenesulfonate		CH <sub>3</sub> OH	158
			C <sub>6</sub> H <sub>5</sub> OH	158

Note: References 338 to 593 are on pp. 152–156.

†† The picryl ether was rearranged by heating in ethylene dichloride.

TABLE IV—Continued

No. of C Atoms	Starting Material	ALICYCLIC KETOXIMES Products (% Yield)	Catalysts and Experimental Conditions	References
C <sub>14</sub> (continued)	1,2,3,4,5,6,7,8-Octahydrophenanthracene-4-one oxime <i>p</i> -toluenesulfonate		CH <sub>3</sub> OH	158
C <sub>15</sub>	<i>cis</i> -9-Keto-4 <i>a</i> -methyl-1,2,3,4,4 <i>a</i> ,9,10,10 <i>a</i> -octahydrophenanthrene oxime		Polyphosphoric acid	496
	<i>trans</i> -9-Keto-4 <i>a</i> -methyl-1,2,3,4,4 <i>a</i> ,9,10,10 <i>a</i> -octahydrophenanthrene oxime		Polyphosphoric acid	496
	Cyclopentadecanone oxime	2-Oxopentadecamethylenimine (90, 94)	H <sub>2</sub> SO <sub>4</sub> conc., C <sub>6</sub> H <sub>6</sub> ; H <sub>2</sub> SO <sub>4</sub>	122, 121
	1,2,3,4,5,6,7,8-Octahydro-10-methoxyphenanthrene-4-one oxime acetate		HCl, (CH <sub>3</sub> CO) <sub>2</sub> O, CH <sub>3</sub> CO <sub>2</sub> H	158
C <sub>16</sub>	8-Methylcyclopentadecanone oxime	Unidentified isoxime	H <sub>2</sub> SO <sub>4</sub>	497
	1,2,3,4,5,6,7,8-Octahydro-9-acetamidophenanthrene-1-one oxime <i>p</i> -toluenesulfonate		CH <sub>3</sub> OH	158
C <sub>17</sub>	2-( <i>o</i> -Carboxybenzyl)hydrindone oxime	Dihydroisocumarin-1-hydrindone-3,2-spiran (35)	CH <sub>3</sub> COCl	162
C <sub>22</sub>	3-Isopropyl-7-methyl-8-keto-8,9,10,11-tetrahydrobenzanthracene oxime		PCl <sub>5</sub> , C <sub>6</sub> H <sub>6</sub> ; 50% H <sub>2</sub> SO <sub>4</sub>	499

Note: References 338 to 593 are on pp. 152–156.



TABLE V

No. of C Atoms	Starting Material	STEROID OXIMES		References
		Products (% Yield)	Catalysts and Experimental Conditions	
C <sub>18</sub>	Estrone oxime	3-Hydroxy-13 $\alpha$ -amino-13,17-seco-1,3,5(10) estratrien-17-oic acid 13,17-lactam (82.5)	SOCl <sub>2</sub> , dioxane; 40°	174
C <sub>19</sub>	Estrone methyl ether oxime	O-Methyl estroic acid	PCl <sub>5</sub> , (C <sub>2</sub> H <sub>5</sub> ) <sub>2</sub> O	500
		3-Methoxy-13 $\alpha$ -amino-13,17-seco-1,3,5(10) estratrien-17-oic acid 13,17-lactam (80)	SOCl <sub>2</sub> , dioxane	174
	4-Androstene-13,17-dione 17-oxime	$\Delta^4$ -13 $\alpha$ -Amino-13,17-seco-androsten-3-one-17-oic acid 13,17-lactam (50)	<i>p</i> -Acetamidobenzene-sulfonyl chloride, pyridine	175
		$\Delta^4$ -13 $\alpha$ -Amino-13,17-seco-androsten-3-one-17-oic acid (50)	<i>p</i> -Acetamidobenzene-sulfonyl chloride, aq. NaOH	501
C <sub>21</sub>	3- $\beta$ -Hydroxypregnan-20-one oxime	3- $\beta$ -Acetoxy-17-acetamidoetiocholanol		502
	3- $\beta$ -Hydroxy-5-pregnen-2-one oxime	17-Amino-5-androstene-3 $\beta$ -ol (60)	POCl <sub>3</sub> , pyridine	177
	3- $\beta$ -Acetoxy-5-androsten-17-one oxime	3- $\beta$ -Hydroxy- $\Delta^5$ -13 $\alpha$ -amino-13,17-seco-androsten-17-oic acid lactam (50, 73)	SOCl <sub>2</sub> , dioxane	174
		3- $\beta$ -Hydroxy- $\Delta^5$ -13 $\alpha$ -amino-13,17-seco-androsten-17-oic acid lactam (50, 73)	<i>p</i> -Acetamidobenzene-sulfonyl chloride, pyridine	175, 176
	3- $\beta$ -Hydroxy- $\Delta^5$ -13 $\alpha$ -amino-13,17-seco-androsten-17-oic acid lactam (50)	<i>p</i> -Acetamidobenzene-sulfonyl chloride, aq. NaOH	501	
3- $\beta$ -Acetoxy-17-ketoandrostan oxime	3- $\beta$ -Acetoxy-13 $\alpha$ -amino-13,17-seco-androstane-17-oic acid 13,17-lactam	<i>p</i> -Acetamidobenzene-sulfonyl chloride, pyridine	176	
C <sub>22</sub>	3- $\beta$ -Acetoxy-5-androsten-16,17-dione 16-oxime	3- $\beta$ -Acetoxy-16,17-seco-5-androsten-16,17-imide (68)	SOCl <sub>2</sub>	174
	<i>i</i> -Pregnenolone methyl ether oxime	6-Methoxy- <i>i</i> -androsten-17-amine	<i>p</i> -CH <sub>3</sub> C <sub>6</sub> H <sub>4</sub> SO <sub>2</sub> Cl, pyridine	178
	<i>i</i> -Pregnenolone methyl ether oxime <i>p</i> -toluenesulfonate	6-Methoxy- <i>i</i> -androsten-17-amine	<i>p</i> -CH <sub>3</sub> C <sub>6</sub> H <sub>4</sub> SO <sub>2</sub> Cl, pyridine	178
C <sub>23</sub>	3-Acetoxy-17-acetyl-1,3,5,16-estratetraene oxime	Esterone (40)	<i>p</i> -NH <sub>2</sub> C <sub>6</sub> H <sub>4</sub> SO <sub>2</sub> Cl, pyridine	503
	3- $\beta$ -Acetoxy-5-pregnen-20-one oxime	17-Amino- $\Delta^5$ -androstene-3- $\beta$ -ol	POCl <sub>3</sub> , pyridine	177
		17-Amino- $\Delta^5$ -androstene-3- $\beta$ -ol (87)	C <sub>6</sub> H <sub>5</sub> SO <sub>2</sub> Cl or <i>p</i> -CH <sub>3</sub> C <sub>6</sub> H <sub>4</sub> SO <sub>2</sub> Cl, pyridine	178
		17-Amino- $\Delta^5$ -androstene-3- $\beta$ -ol (30-95)	SOCl <sub>2</sub> , C <sub>6</sub> H <sub>6</sub>	177
		17-Amino- $\Delta^5$ -androstene-3- $\beta$ -ol (87)	C <sub>6</sub> H <sub>5</sub> SO <sub>2</sub> Cl or <i>p</i> -CH <sub>3</sub> C <sub>6</sub> H <sub>4</sub> SO <sub>2</sub> Cl, basic solvent*	178
Acetylpregnenolone oxime	3-Oxy-17-aminoandrostene	SOCl <sub>2</sub> , C <sub>6</sub> H <sub>6</sub>	504	
3-Acetoxyallopregnan-20-one oxime	3-Hydroxy-17-aminoandrostane	<i>p</i> -CH <sub>3</sub> C <sub>6</sub> H <sub>4</sub> SO <sub>2</sub> Cl, HOCH <sub>2</sub> CH <sub>2</sub> NH <sub>2</sub>	178	
	3-Hydroxy-17-aminoandrostane	<i>p</i> -CH <sub>3</sub> C <sub>6</sub> H <sub>4</sub> SO <sub>2</sub> Cl, pyridine	178	
3- $\beta$ -Acetoxyallopregnan-20-one oxime	3- $\beta$ -Acetoxy-17-acetaminoandrostane	<i>p</i> -CH <sub>3</sub> C <sub>6</sub> H <sub>4</sub> SO <sub>2</sub> Cl, pyridine	502	
3- $\beta$ -Acetoxy-17- $\alpha$ -5-pregnen-20-one oxime	Dehydroepiandrosterone acetate	POCl <sub>3</sub> , pyridine	505	
5,16-Pregnadien-3- $\beta$ -ol-20-one 3-acetate oxime	Dehydroepiandrosterone	<i>p</i> -H <sub>2</sub> NC <sub>6</sub> H <sub>4</sub> SO <sub>2</sub> Cl, pyridine	503	

Note: References 338 to 593 are on pp. 152-156.

\* The solvents used were methanol, sodium ethoxide in ethanol, *n*-butylamine, cyclohexylamine, N-ethylcyclohexylamine, and sodium 1-hexoxide in 1-hexanol.

TABLE V—Continued

No. of C Atoms	Starting Material	Products (% Yield)	Catalysts and Experimental Conditions	References
C <sub>23</sub> (continued)	7,16-Allopregnadien-3-β-ol-20-one acetate oxime	Δ <sup>7</sup> -Androsten-3-β-ol-17-one (75)	<i>p</i> -H <sub>2</sub> NC <sub>6</sub> H <sub>4</sub> SO <sub>2</sub> Cl, pyridine	503
	16-Allopregnen-3-β,11 <i>a</i> -20-one diacetate oxime	Androstan-3-β,11 <i>a</i> -diol-17-one (50)	<i>p</i> -H <sub>2</sub> NC <sub>6</sub> H <sub>4</sub> SO <sub>2</sub> Cl, pyridine	503
	3-Acetoxy-5-ternorcholenyl methyl ketone oxime	3-Hydroxy-5-pregnen-20-amine	<i>p</i> -CH <sub>3</sub> C <sub>6</sub> H <sub>4</sub> SO <sub>2</sub> Cl, pyridine	178
	8,11-Diketolanostan-2-yl acetate 8-oxime	8,11-Diketo-8 <i>a</i> - <i>a</i> -β-homolanostan-2-yl acetate (50)	PCl <sub>5</sub> , C <sub>6</sub> H <sub>6</sub> or petroleum ether	506
	8,11-Diketolanost-9-ene-2-yl acetate 8-oxime	8,11-Diketo-7 <i>a</i> - <i>a</i> -β-homolanost-9-en-2-yl acetate and 8,11-diketo-8 <i>a</i> - <i>a</i> -β-homolanost-9-en-2-yl acetate (55)	PCl <sub>5</sub> , C <sub>6</sub> H <sub>6</sub>	506
	Desoxybilianic acid monoxime	Desoxybilianic acid isoxime	90% H <sub>2</sub> SO <sub>4</sub>	507
	$C_{20}H_{33} \left\{ \begin{array}{l} (CO_2H)_3 \\ (=NOH) \end{array} \right.$	$C_{20}H_{33} \left\{ \begin{array}{l} (CO_2H)_3 \\ -CONH- \end{array} \right.$		
	β-Cholantricarboxylic acid oxime	β-Cholantricarboxylic acid isoxime	90% H <sub>2</sub> SO <sub>4</sub>	508
	$C_{20}H_{33} \left\{ \begin{array}{l} (CO_2H)_3 \\ (=NOH) \end{array} \right.$	$C_{20}H_{33} \left\{ \begin{array}{l} (CO_2H)_3 \\ -CONH_2 \end{array} \right.$		
	5-Pregnene-3-β,17 <i>α</i> -diol-20-one-3-acetate oxime	Dehydroepiandrosterone acetate (98)	POCl <sub>3</sub> , pyridine	509
<i>allo</i> -Pregnan-3-β,17 <i>α</i> -diol-20-one-3-acetate oxime	<i>epi</i> -Androsterone acetate (90)	POCl <sub>3</sub> , pyridine	509	
C <sub>24</sub>	Dehydrocholic acid dioxime	Dehydrocholic acid diisoxime	90% H <sub>2</sub> SO <sub>4</sub>	510
	$C_{23}H_{35} \left\{ \begin{array}{l} -CO_2H \\ (=NOH)_2 \end{array} \right.$	$C_{22}H_{35} \left\{ \begin{array}{l} -CO_2H \\ (-CONH-)_2 \end{array} \right.$		
	Dehydrocholic acid trioxime	Dehydrocholic acid isidioxime 12 (?)	90% H <sub>2</sub> SO <sub>4</sub>	209, 511, 512
	$C_{23}H_{33} \left\{ \begin{array}{l} -CO_2H \\ (=NOH)_3 \end{array} \right.$	$C_{23}H_{33} \left\{ \begin{array}{l} -CO_2H \\ -CONH- \\ (=NOH) \end{array} \right.$		
	Bilianic acid dioxime	Bilanic acid dioxime	90% H <sub>2</sub> SO <sub>4</sub>	512
	$C_{21}H_{31} \left\{ \begin{array}{l} (CO_2H)_3 \\ (=NOH)_2 \end{array} \right.$	$C_{19}H_{31} \left\{ \begin{array}{l} -CO_2H \\ (-CONH-)_2 \end{array} \right.$		
Bilianic acid dioxime	Bilianic acid isoxime amino carboxylic acid	H <sub>2</sub> SO <sub>4</sub>	513	
$C_{20}H_{33} \left\{ \begin{array}{l} (CO_2H)_4 \\ (=NOH) \\ -NH_2 \end{array} \right.$	$C_{19}H_{33} \left\{ \begin{array}{l} (CO_2H)_4 \\ -NH_2 \\ -CONH- \end{array} \right.$			
Isobilianic acid dioxime	Isobilianic acid isoxime	90% H <sub>2</sub> SO <sub>4</sub>	514, 511	
$C_{21}H_{31} \left\{ \begin{array}{l} (-CO_2H)_3 \\ (=NOH)_2 \end{array} \right.$	$C_{20}H_{31} \left\{ \begin{array}{l} (-CO_2H)_3 \\ -CONH- \\ (=NOH) \end{array} \right.$			
C <sub>25</sub>	3-β-21-Diacetoxyallopregnan-20-one oxime	3-β-Acetoxy-17-aminoandrostane (96)	POCl <sub>3</sub> , pyridine	177
	Estrone 3-benzoate oxime	3-Hydroxy-13 <i>a</i> -amino-13,17-seco-1,3,5(10)-estratrien-17- <i>oic</i> acid 13,17-lactam (82.5)	<i>p</i> -CH <sub>3</sub> CONHC <sub>6</sub> H <sub>4</sub> SO <sub>2</sub> Cl, pyridine	174, 175
		3-Hydroxy-13 <i>α</i> -amino 13,17-seco-1,3,5(10) estratrien-17- <i>oic</i> acid 13,17-lactam (50)	<i>p</i> -CH <sub>3</sub> CONHC <sub>6</sub> H <sub>4</sub> SO <sub>2</sub> Cl, aq. NaOH	501

Note: References 338 to 593 are on pp. 152-156.

TABLE V—Continued

No. of C Atoms	Starting Material	STERIOD OXIMES		References
		Products (% Yield)	Catalysts and Experimental Conditions	
C <sub>29</sub>	15-Keto- $\Delta^{8(14)}$ -cholesten-3 $\beta$ -ol acetate oxime	15-Aza-16-keto- $\Delta^{8(14)}$ -D-homocholesten-3 $\beta$ -ol acetate	<i>p</i> -CH <sub>3</sub> C <sub>6</sub> H <sub>4</sub> SO <sub>2</sub> Cl, pyridine	515
C <sub>31</sub>	30-Nor-20-ketothurberogenin acetate oxime	Unidentified product (5)	POCl <sub>3</sub> , pyridine	516
C <sub>34</sub>	<i>syn</i> -16-Ketocholestan-3 $\beta$ -ol benzoate oxime	17-Aza-16-keto-D-homocholesten-3 $\beta$ -ol benzoate (55)	<i>p</i> -CH <sub>3</sub> C <sub>6</sub> H <sub>4</sub> SO <sub>2</sub> Cl, pyridine	515
	<i>anti</i> -16-Ketocholestan-3 $\beta$ -ol benzoate oxime	16-Aza-17-keto-D-homocholesten-3 $\beta$ -ol benzoate	<i>p</i> -CH <sub>3</sub> C <sub>6</sub> H <sub>4</sub> SO <sub>2</sub> Cl, pyridine	515
	16-Keto- $\Delta^{14}$ -cholestenyl benzoate oxime	17-Aza-16-keto- $\Delta^{14}$ -D-homocholesten-3 $\beta$ -ol benzoate (16)	<i>p</i> -CH <sub>3</sub> C <sub>6</sub> H <sub>4</sub> SO <sub>2</sub> Cl, pyridine	515

Note: References 338 to 593 are on pp. 152–156.

TABLE VI  
HETEROCYCLIC KETOXIMES

No. of C Atoms	Starting Material	Products (% Yield)	Catalysts and Experimental Conditions	References
C <sub>5</sub>	Tetrahydro-1,4-thiapyrone oxime	1-Aza-5-thiacycloheptan-2-one (85)	Polyphosphoric acid	182
	Tetrahydro-1,4-thiapyrone-1,1-dioxide oxime	Potassium 2-[2'-aminoethylsulfonyl]propionate*	85% H <sub>2</sub> SO <sub>4</sub>	524
	Tetrahydro-1,4-pyrone oxime	1-Aza-5-oxacycloheptan-2-one	Polyphosphoric acid	182
	4-Piperidone oxime hydrochloride	1,5-Diazacycloheptan-2-one	SOCl <sub>2</sub>	517
	Tetrahydro-2,6-dioxy-1,4-thiapyrone oxime	Unidentified product	Polyphosphoric acid	182
C <sub>6</sub>	1-Methyl-4-piperidone oxime	Polymer	Polyphosphoric acid	182
	1-Methyl-4-piperidone oxime hydrochloride	1,5-Diaza-5-methylcycloheptan-2-one	SOCl <sub>2</sub>	517
	2-Acetylthiophene oxime	2-Acetamidothiophene (55)	PCl <sub>5</sub> , (C <sub>2</sub> H <sub>5</sub> ) <sub>2</sub> O	518
		2-Aminothiophene	PCl <sub>5</sub> , (C <sub>2</sub> H <sub>5</sub> ) <sub>2</sub> O	518
	2-Hydroxyacetyl furan oxime <i>p</i> -toluenesulfonate	CH <sub>3</sub> COCOCH=CH(OCH <sub>2</sub> CH <sub>3</sub> ) <sub>2</sub>	C <sub>2</sub> H <sub>5</sub> OH	407
	<i>syn</i> -Methyl 2-pyrrol ketoxime	2-C <sub>4</sub> H <sub>4</sub> NCONHCH <sub>3</sub>	PCl <sub>5</sub> , (C <sub>2</sub> H <sub>5</sub> ) <sub>2</sub> O	321, 586
	<i>anti</i> -Methyl 2-pyrrol ketoxime	2-C <sub>4</sub> H <sub>4</sub> NCONHCH <sub>3</sub>	PCl <sub>5</sub> , (C <sub>2</sub> H <sub>5</sub> ) <sub>2</sub> O	321, 586
2-Oxo-3-acetyl-4-butyrolactone oxime	2-Acetoxy-3-acetamido-Δ <sup>2</sup> -butyrolactone	CH <sub>3</sub> COCl, H <sub>2</sub> O	519	
C <sub>7</sub>	2,6-Dimethyl-4-piperidone oxime hydrochloride	1,4-Diaza-3,5-dimethylcycloheptan-2-one	SOCl <sub>2</sub>	517
	Methyl-4-pyridyl ketoxime <i>p</i> -toluenesulfonate	4-Aminoacetylpyridine diethylketal	K, C <sub>2</sub> H <sub>5</sub> OH	520

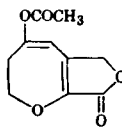
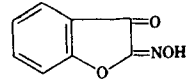
Note: References 338 to 593 are on pp. 152-156.

\* The amide was not isolated.

THE BECKMANN REARRANGEMENT

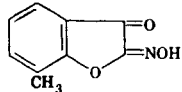
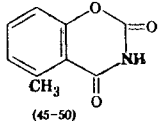
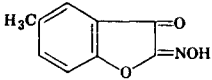
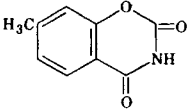
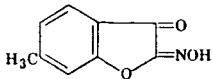
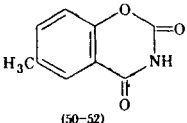
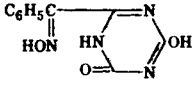
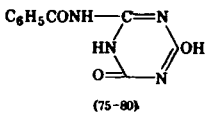
119

TABLE VI—Continued  
HETEROCYCLIC KETOXIMES

No. of C Atoms	Starting Material	Products (% Yield)	Catalysts and Experimental Conditions	References
C <sub>7</sub> (continued)	2-Acetyl-5-methylfuran oxime <i>p</i> -toluenesulfonate	Starting material	C <sub>2</sub> H <sub>5</sub> OH	407
	2-Propionylfuran oxime <i>p</i> -toluenesulfonate	Ammonium <i>p</i> -toluenesulfonate and 2-propionylfuran	C <sub>2</sub> H <sub>5</sub> OH	407
	2,6-Dimethyl-1,4-pyrone oxime	1-Aza-4,6-dimethyl-5-oxacycloheptan-2-one (70)	Polyphosphoric acid	182
	2,3-Dimethyl-1,4-thiapyrone oxime	Unidentified product	H <sub>2</sub> SO <sub>4</sub> ; POCl <sub>3</sub> , HCl; PCl <sub>5</sub> ; CH <sub>3</sub> COCl	99
	3-(Hydroxymethyl)-5,6-dihydro-1,4-pyrone-2-carboxylic acid lactone oxime			CH <sub>3</sub> COCl
C <sub>8</sub>	Acetylpyridinium chloride oxime	Unidentified product	PCl <sub>5</sub> , POCl <sub>3</sub>	344
	2,2,5,5-Tetramethyl-3-oximinotetrahydrofuran	1-Aza-2,2,4,4-tetramethyl-3-oxacyclohexan-6-one (64)	77% H <sub>2</sub> SO <sub>4</sub>	523
		1-Oxa-3-aza-5,6-benzcyclohexane-2,4-dione (40)		PCl <sub>5</sub> , petroleum ether
	2,2,5,5-Tetramethyl-4,5-dihydro-3(2 <i>h</i> )-furanone oxime	Acetone (64), NH <sub>3</sub> (55), (CH <sub>3</sub> ) <sub>2</sub> C=CHCO <sub>2</sub> H	77% H <sub>2</sub> SO <sub>4</sub>	523


120

ORGANIC REACTIONS

C <sub>9</sub>	2,3,5,6-Tetramethyl-4-piperidone oxime hydrochloride	1,4-Diaza-2,3,5,6-tetramethylcycloheptan-2-one	SOCl <sub>2</sub>	517
			PCl <sub>5</sub> , petroleum ether	522
			PCl <sub>5</sub> , petroleum ether	522
			PCl <sub>5</sub> , petroleum ether	522
	4-Thiachromanone-1,1-dioxide oxime	Unidentified products	PCl <sub>5</sub> ; POCl <sub>3</sub> ; H <sub>2</sub> SO <sub>4</sub>	524
	4-Thiachromanone-1,1-dioxide oxime benzenesulfonate	Unidentified products	Polyphosphoric acid	524
	4-Thiachromanone-1,1-dioxide oxime 2-nitrobenzenesulfonate	2-[2'-Aminobenzenesulfonyl]-propionic acid lactam (43)	Aq. HCl	524
C <sub>10</sub>			PCl <sub>5</sub> ; CH <sub>3</sub> COCl	525

Note: References 338 to 593 are on pp. 152-156.

TABLE VI—Continued  
HETEROCYCLIC KETOXIMES

No. of C Atoms	Starting Material	Products (% Yield)	Catalysts and Experimental Conditions	References
C <sub>11</sub>	2-Benzoylfuran oxime <i>p</i> -toluenesulfonate	Furanilide	C <sub>2</sub> H <sub>5</sub> OH	407
	2,3-Dimethylbenzopyrone oxime	Unidentified sulfonic acid	H <sub>2</sub> SO <sub>4</sub> †	99
	Methyl 5-(8-hydroxyquinolyl) ketoxime	5-Acetamido-8-hydroxyquinoline	SOCl <sub>2</sub> , (C <sub>2</sub> H <sub>5</sub> ) <sub>2</sub> O; H <sub>2</sub> SO <sub>4</sub> ; HCl, (CH <sub>3</sub> CO) <sub>2</sub> O, CH <sub>3</sub> CO <sub>2</sub> H	180
C <sub>12</sub>	2-Benzoylthiophene oxime	Unidentified product	PCl <sub>5</sub>	97
	<i>syn</i> -Phenyl 2-pyridyl ketoxime	2-Benzamidopyridine (68)	SOCl <sub>2</sub> , CHCl <sub>3</sub>	243
	<i>syn</i> -Phenyl 2-pyridyl ketoxime <i>p</i> -toluenesulfonate	Benzoic acid and 2-aminopyridine (90)	CHCl <sub>3</sub>	243
	<i>anti</i> -Phenyl 2-pyridyl ketoxime	$\alpha$ -Picolinic acid anilide (86)	SOCl <sub>2</sub> or PCl <sub>5</sub> , CHCl <sub>3</sub>	243
	<i>anti</i> -Phenyl 2-pyridyl ketoxime <i>p</i> -toluenesulfonate	Benzoic acid and 2-aminopyridine (92)	CHCl <sub>3</sub>	243
	Methyl 3-(2-methylquinolyl) ketoxime	2-Methyl-3-aminoquinoline	H <sub>2</sub> SO <sub>4</sub>	526
	6-Acetyl-4-chloroquinaldine oxime	2-Methyl-3-acetamidoquinoline	PCl <sub>5</sub> , POCl <sub>3</sub>	526
	Ethyl 5-quinolyl ketoxime	6-Acetamido-4-chloroquinaldine (79)	PCl <sub>5</sub> , C <sub>6</sub> H <sub>6</sub>	589
	1-Hydroxy-5,6-benzisatin oxime	N-Ethyl quinoline-5-carboxamide (80)	SOCl <sub>2</sub> , (C <sub>2</sub> H <sub>5</sub> ) <sub>2</sub> O	528
	2- <i>p</i> -Methoxybenzoylfuran oxime <i>p</i> -toluenesulfonate	2,3-Naphthyleneurea		527
			C <sub>2</sub> H <sub>5</sub> OH	407
C <sub>13</sub>	Cuskohygrine oxime	Cuskohygrine	PCl <sub>5</sub>	184
	2-Pyridylmethyl phenyl ketoxime	2-Pyridylacetanilide (90)	PCl <sub>5</sub> , (C <sub>2</sub> H <sub>5</sub> ) <sub>2</sub> O	529
	2-Pyridyl 4-carboxyphenyl ketoxime	Terephthalic acid	PCl <sub>5</sub>	530

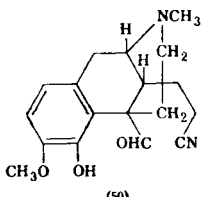
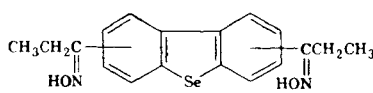
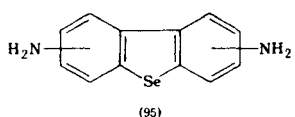
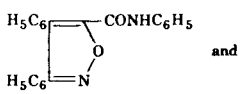
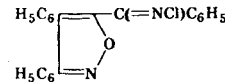
	4-Pyridyl 4-carboxyphenyl ketoxime	Terephthalic acid	$\text{PCl}_5$	530
			$\text{PCl}_5$	531
		Not isolated	$\text{PCl}_5$	521
			$\text{H}_2\text{SO}_4$	521
	2,6-Dimethyl-3-acetylchromone dioxime	2,6-Dimethyl-3,4-methyloxadiazinochromone	$\text{H}_2\text{SO}_4$ ; $\text{PCl}_5$	183
	Thiaxanthone-5,5-dioxide oxime	Thiaxanthone-5,5-dioxide and 2-(2'-aminobenzensulfonyl)benzoic acid	$\text{PCl}_5$ ; $\text{POCl}_3$	524
$\text{C}_{14}$	3-Acetyldibenzthiophene oxime	N-Acetyl-3-aminodibenzthiophene	$\text{HCl}$ , $(\text{CH}_3\text{CO})_2\text{O}$ , $\text{CH}_3\text{CO}_2\text{H}$	532
	2-Acetylphenoxathiin oxime	2-Aminophenoxathiin (75)	$\text{PCl}_5$ , $\text{C}_6\text{H}_6$	533
		2-Acetamidophenoxathiin (80)	$\text{PCl}_5$ , $(\text{C}_2\text{H}_5)_2\text{O}$	534
$\text{C}_{15}$	2-Benzoylbenzofuran oxime <i>p</i> -toluenesulfonate	2-Carboxanilidobenzofuran (84)	$\text{C}_2\text{H}_5\text{OH}$	407
			$\text{PCl}_5$ , $(\text{C}_2\text{H}_5)_2\text{O}$	535

Note: References 338 to 593 are on pp. 152-156.

† There was no reaction with hydrogen chloride, acetyl chloride, or phosphorus pentachloride.

TABLE VI—Continued  
HETEROCYCLIC KETOXIMES

No. of C Atoms	Starting Material	Products (% Yield)	Catalysts and Experimental Conditions	References
$\text{C}_{16}$	2-Acetyl-7-chloro-9-ethylcarbazole oxime	2-Acetamido-7-chloro-9-ethylcarbazole	$\text{PCl}_5$ , $(\text{C}_2\text{H}_5)_2\text{O}$	536
	Phenyl 5-(8-hydroxyquinolyl) ketoxime	5-Benzamido-8-hydroxyquinoline (100)	$\text{SOCl}_2$ , $(\text{C}_2\text{H}_5)_2\text{O}$	180
		5-Benzamido-8-hydroxyquinoline	$\text{HCl}$ , $(\text{CH}_3\text{CO})_2\text{O}$ , $\text{CH}_3\text{CO}_2\text{H}$	180
		Sulfonated benzamide	$\text{H}_2\text{SO}_4$	180
	4-Pyridyl $\alpha$ -naphthyl ketoxime	N-(4-Pyridyl)- $\alpha$ -naphthamide (90)	$\text{PCl}_5$	537
	3,6-Diacetyldibenzothiophene dioxime	N,N'-Diacetyl-3,6-diaminodibenzothiophene	$\text{HCl}$ , $(\text{CH}_3\text{CO})_2\text{O}$ , $\text{CH}_3\text{CO}_2\text{H}$	532
	2,6-Diphenyltetrahydro-1,4-thiapyrone oxime	1-Aza-4,6-diphenyl-5-thiacycloheptan-2-one (75)	Polyphosphoric acid	182
	2,8-Diacetylphenoxathiin dioxime	2,8-Diaminophenoxathiin (75)	$\text{PCl}_5$ , $\text{C}_6\text{H}_6$	533
$\text{C}_{17}$	6-Benzoylquinaldine	Quinaldine-6-carboxylic acid (50)	$\text{PCl}_5$ , $(\text{C}_2\text{H}_5)_2\text{O}$	587
		Quinaldine-6-carboxylic acid and benzoic acid	$\text{PCl}_5$ , $(\text{C}_2\text{H}_5)_2\text{O}$	589
			$\text{PCl}_5$ , $(\text{C}_2\text{H}_5)_2\text{O}$	179
$\text{C}_{18}$	3-Benzoyl-6-phenylpyridine oxime	2-Phenylnicotinic acid anilide (100)	$\text{PCl}_5$	538

	Dihydrocodeinone oxime		SOCl <sub>2</sub> , POCl <sub>3</sub> , PCl <sub>5</sub>	539
			PCl <sub>5</sub> , (C <sub>2</sub> H <sub>5</sub> ) <sub>2</sub> O	535
C <sub>19</sub>	2-Phenyl-3-cyano-5,6-dihydro-6-benzoylpyran oxime	2-Phenyl-3-cyano-5,6-dihydropyran- <i>o</i> -carboxylic acid anilide	SOCl <sub>2</sub> , CHCl <sub>3</sub>	540
C <sub>20</sub>	4-Quinolyyl β-(1-methyl-3-vinyl-4-piperidinyl)ethyl ketoxime	4-Aminoquinoline (52) and 1-methyl-3-vinyl-4-(β-aminoethyl)piperidine (28)	PCl <sub>5</sub> , CHCl <sub>3</sub>	541
	1-Aceto-6-acetylcodein oxime	4-Carboxymethylquinoline (6) and 4-aminoquinoline (43)	PCl <sub>5</sub> , CHCl <sub>3</sub>	541
		CH <sub>3</sub> CONHC <sub>18</sub> H <sub>20</sub> O <sub>3</sub> N	HCl, CH <sub>3</sub> CO <sub>2</sub> H	542
C <sub>22</sub>	3,4-Diphenyl-5-benzoylisoxazole oxime	 and 	PCl <sub>5</sub>	543

Note: References 338 to 593 are on pp. 152-156.

TABLE VII  
MONOXIMES OF DIKETONES

No. of C Atoms	Starting Material	Products (% Yield)	Catalysts and Experimental Conditions	References
C <sub>6</sub>	C <sub>6</sub> H <sub>5</sub> C(=NOH)COCH <sub>3</sub>	No reaction	10% H <sub>2</sub> SO <sub>4</sub>	544
C <sub>10</sub>	<i>p</i> -CH <sub>3</sub> OC <sub>6</sub> H <sub>4</sub> C(=NOH)COCH <sub>3</sub>	CH <sub>3</sub> COCONHC <sub>6</sub> H <sub>4</sub> OCH <sub>3</sub> - <i>p</i>	10% H <sub>2</sub> SO <sub>4</sub>	544
C <sub>11</sub>	1-Oximino-1-phenylpentan-4-one	C <sub>6</sub> H <sub>5</sub> SO <sub>2</sub> OC(CH <sub>2</sub> ) <sub>2</sub> COCH <sub>3</sub> $\parallel$ C <sub>6</sub> H <sub>5</sub> N and 4-ketovaleranilide	C <sub>6</sub> H <sub>5</sub> SO <sub>2</sub> Cl, aq. NaOH	194
C <sub>14</sub>	CH <sub>3</sub> O(CH <sub>2</sub> O) <sub>2</sub> C <sub>6</sub> H <sub>2</sub> C(=NOH)COCH <sub>3</sub> †	CH <sub>3</sub> O(CH <sub>2</sub> O) <sub>2</sub> C <sub>6</sub> H <sub>2</sub> CONHCOCH <sub>3</sub>	(CH <sub>3</sub> CO) <sub>2</sub> O	197
	$\alpha$ -Benzil monoxime	Dibenzamide	PCl <sub>5</sub> , (C <sub>2</sub> H <sub>5</sub> ) <sub>2</sub> O	5, 544a
	$\beta$ -Benzil monoxime	C <sub>6</sub> H <sub>5</sub> C(Cl)=NCOC <sub>6</sub> H <sub>5</sub>	PCl <sub>5</sub>	198
	$\gamma$ -Benzil monoxime	Benzoylformanilide C <sub>6</sub> H <sub>5</sub> SO <sub>2</sub> OCCOC <sub>6</sub> H <sub>5</sub> $\parallel$ C <sub>6</sub> H <sub>5</sub> N	PCl <sub>5</sub> , (C <sub>2</sub> H <sub>5</sub> ) <sub>2</sub> O C <sub>6</sub> H <sub>5</sub> SO <sub>2</sub> Cl, pyridine	5, 544a 95
C <sub>15</sub>	2,4-(O <sub>2</sub> N) <sub>2</sub> C <sub>6</sub> H <sub>3</sub> COC(=NOH)C <sub>6</sub> H <sub>5</sub>	2,4-(O <sub>2</sub> N) <sub>2</sub> C <sub>6</sub> H <sub>3</sub> COC(Cl)=NC <sub>6</sub> H <sub>5</sub>	PCl <sub>5</sub> , (C <sub>2</sub> H <sub>5</sub> ) <sub>2</sub> O	192
	<i>p</i> -CH <sub>3</sub> OC <sub>6</sub> H <sub>4</sub> C(=NOH)COC <sub>6</sub> H <sub>5</sub>	<i>p</i> -Anisoylformanilide, <i>p</i> -anisic acid, and <i>p</i> -anisoylformic acid	PCl <sub>5</sub> , (C <sub>2</sub> H <sub>5</sub> ) <sub>2</sub> O	185
C <sub>21</sub>	<i>p</i> -CH <sub>3</sub> OC <sub>6</sub> H <sub>4</sub> COC(=NOH)C <sub>6</sub> H <sub>5</sub>	<i>p</i> -Anisic acid and benzoic acid	PCl <sub>5</sub> , (C <sub>2</sub> H <sub>5</sub> ) <sub>2</sub> O	185
	C <sub>6</sub> H <sub>5</sub> COC(C <sub>6</sub> H <sub>5</sub> )=CHC(=NOH)C <sub>6</sub> H <sub>5</sub>	C <sub>6</sub> H <sub>5</sub> COC(C <sub>6</sub> H <sub>5</sub> )=CHNHCOC <sub>6</sub> H <sub>5</sub> †	C <sub>6</sub> H <sub>5</sub> SO <sub>2</sub> Cl, pyridine	545

Note: References 338 to 593 are on pp. 152-156.

† The location of the methoxyl and methylenedioxy groups has not been established.

‡ The same reaction may be obtained using aqueous sodium hydroxide instead of pyridine.



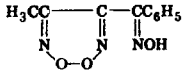
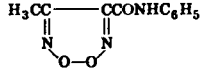
TABLE VIII

		DIOXIMES OF DIKETONES		
No. of C Atoms	Starting Material	Products (% Yield)	Catalysts and Experimental Conditions	References
C <sub>6</sub>	1,4-Cyclohexanedione dioxime	Succinic acid, ethylene diamine, and alanine	<i>p</i> -CH <sub>3</sub> C <sub>6</sub> H <sub>4</sub> SOCl, pyridine	204
	1,4-Cyclohexanedione dioxime dihydrochloride	1,4-Diamino-2-chlorobenzene	Polyphosphoric acid	208
C <sub>8</sub>	Benzoylformohydroxamic acid oxime	4-Hydroxy-5-phenyl-1,2,3-oxadiazole	POCl <sub>3</sub>	200
		3-Phenyl-5-hydroxy-1,2,4-oxadiazole and benzonitrile	PCl <sub>5</sub> , (C <sub>2</sub> H <sub>5</sub> ) <sub>2</sub> O	200
	α-Benzoylformohydroxamic acid oxime	Monoanilide of oxalic acid monohydroxamic acid	PCl <sub>5</sub> , (C <sub>2</sub> H <sub>5</sub> ) <sub>2</sub> O	201
	β-Benzoylformohydroxamic acid oxime	3-Phenyl-5-amino-1,2,4-oxadiazole	POCl <sub>3</sub>	200
		Benzonitrile and 3-phenyl-5-hydroxy-1,2,4-oxadiazole	PCl <sub>5</sub> , (C <sub>2</sub> H <sub>5</sub> ) <sub>2</sub> O	201
	α-Benzoylformohydroxamic acid oxime disodium salt	Isomeric β-oxime and 3-phenyl-5-hydroxy-1,2,4-oxadiazole	CH <sub>3</sub> COCl, C <sub>6</sub> H <sub>6</sub>	201
	Benzoylformohydroxamic acid chloride oxime	Benzonitrile and 3-phenyl-5-chloro-1,2,4-oxadiazole	PCl <sub>5</sub> , (C <sub>2</sub> H <sub>5</sub> ) <sub>2</sub> O	200
		Monoanilide of oxalic acid hydroxamic acid and 4-chloro-5-phenyl-1,2,3-oxadiazole	Steam distil	200
	α-Benzoylformohydroxamic acid amide oxime	4-Amino-5-phenyl-1,2,3-oxadiazole	POCl <sub>3</sub>	199
	β-Benzoylformohydroxamic acid amide oxime	5-Amino-3-phenyl-1,2,4-oxadiazole	POCl <sub>3</sub>	199

THE BECKMANN REARRANGEMENT

127

TABLE VIII—Continued

		DIOXIMES OF DIKETONES		
No. of C Atoms	Starting Material	Product (% Yield)	Catalysts and Experimental Conditions	References
C <sub>9</sub>	α-Benzoylacetyl dioxime	3-Phenyl-5-methyl-1,2,4-oxadiazole	POCl <sub>3</sub>	200
	β-Benzoylacetyl dioxime	3-Phenyl-5-methyl-1,2,4-oxadiazole	POCl <sub>3</sub>	200
	α- <i>p</i> -Toluyformohydroxamic acid amide oxime	4-Amino-5- <i>p</i> -tolyl-1,2,3-oxadiazole	POCl <sub>3</sub>	199
	β- <i>p</i> -Toluyformohydroxamic acid amide oxime	5-Amino-3- <i>p</i> -tolyl-1,2,4-oxadiazole	POCl <sub>3</sub>	199
	C <sub>6</sub> H <sub>5</sub> COC(NO <sub>2</sub> )C(NO <sub>2</sub> )NH <sub>2</sub>	4-Amino-5-benzoyl-1,2,3-oxadiazole	POCl <sub>3</sub>	199
C <sub>10</sub>	α-Phenyldiacetyl dioxime	3-Benzoyl-5-methyl-1,2,4-oxadiazole	POCl <sub>3</sub>	200
			POCl <sub>3</sub>	206
C <sub>14</sub>	Benzil dioxime	Unidentified product	H <sub>2</sub> SO <sub>4</sub>	203, 204
		No reaction	HCl, (CH <sub>3</sub> CO) <sub>2</sub> O, CH <sub>3</sub> CO <sub>2</sub> H	203, 204
		3,5-Diphenyl-1,2,4-oxadiazole C <sub>6</sub> H <sub>5</sub> C(Cl)=NN=C(Cl)C <sub>6</sub> H <sub>5</sub>	PCl <sub>5</sub>	204
	α-Benzil dioxime	4,5-Diphenyl-1,2,3-oxadiazole	PCl <sub>5</sub> , PBr <sub>3</sub> or POCl <sub>3</sub> , (C <sub>2</sub> H <sub>5</sub> ) <sub>2</sub> O	203
		3,5-Diphenyl-1,2,4-oxadiazole C <sub>6</sub> H <sub>5</sub> C(Cl)=N—N=C(Cl)C <sub>6</sub> H <sub>5</sub>	POCl <sub>3</sub> ; PCl <sub>5</sub> , (C <sub>2</sub> H <sub>5</sub> ) <sub>2</sub> O	200
		3,5-Diphenyl-1,2,4-oxadiazole	POCl <sub>3</sub> ; PCl <sub>5</sub> , (C <sub>2</sub> H <sub>5</sub> ) <sub>2</sub> O	200
		N-Phenyl-N'-benzoylurea	POCl <sub>3</sub>	200

128

ORGANIC REACTIONS

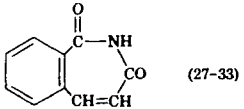
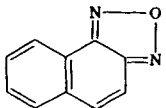
$\beta$ -Benzil dioxime	Aniline, carbon dioxide, sulfanilic acid, ammonia, and carbon monoxide	$\text{POCl}_3$ ; $\text{PCl}_5$ , $(\text{C}_2\text{H}_5)_2\text{O}$ or $\text{C}_6\text{H}_6$ ; $\text{H}_2\text{SO}_4$ ; $\text{P}_2\text{O}_5$	203
	Dibenzamide	$\text{PCl}_5$	203
	Oxalic acid dianilide	$\text{POCl}_3$ ; $\text{PCl}_5$ , $(\text{C}_2\text{H}_5)_2\text{O}$	200
$\alpha$ -Benzil dioxime monomethyl ether	3,5-Diphenyl-1,2,3-oxadiazole	$\text{PCl}_5$	202
$\beta$ -Benzil dioxime monomethyl ether	$\text{C}_6\text{H}_5\text{CCONHC}_6\text{H}_5$ $\parallel$ $\text{NOCH}_3$	$\text{PCl}_5$	202
$\gamma$ -Benzil dioxime monomethyl ether	$\text{C}_6\text{H}_5\text{CCONHC}_6\text{H}_5$ $\parallel$ $\text{CH}_3\text{ON}$	$\text{PCl}_5$	202
Benzoylformohydroxamic acid anilide oxime	4-Anilino-5-phenyl-1,2,3-oxadiazole	$\text{POCl}_3$	199
1,3-Diacetylazulene dioxime	1,3-Diacetamidoazulene (21) and 1-acetyl-3-acetamidoazulene (25)	$\text{PCl}_5$ , $(\text{C}_2\text{H}_5)_2\text{O}$	207
1,3-Diacetylazulene dioxime diacetate	1,3-Diacetamidoazulene (6) and 1-acetyl-3-acetamidoazulene (16)	Aq. $\text{CH}_3\text{CO}_2\text{H}$	207
	1,3-Diacetamidoazulene (30), 1-acetyl-3-acetamidoazulene (30), and 1-acetyl-3-acetamidoazulene oxime (11)	$\text{Al}_2\text{O}_3$ , aq. $\text{NaOH}$	207
	1,3-Diacetamidoazulene (0-50), 1-acetyl-3-acetamidoazulene (20-70), and 1-acetyl-3-acetamidoazulene oxime (2-30)	$\text{CH}_3\text{CO}_2\text{Na}$ , $(\text{CH}_3\text{CO})_2\text{O}$ , $\text{C}_2\text{H}_5\text{OH}$ ; $\text{CH}_3\text{CO}_2\text{Na}$ , $\text{CH}_3\text{CO}_2\text{H}$ , $\text{C}_2\text{H}_5\text{OH}$ ; $\text{CH}_3\text{CO}_2\text{H}$ , $\text{C}_2\text{H}_5\text{OH}$	207

TABLE VIII—Continued

## DIOXIMES OF DIKETONES

No. of C Atoms	Starting Material	Products (% Yield)	Catalysts and Experimental Conditions	References
$\text{C}_{16}$	4,4'-Dimethoxybenzil $\alpha$ -dioxime	3,5-Di- <i>p</i> -anisyl-1,2,4-oxadiazole	$\text{POCl}_3$	200
		3,5-Di- <i>p</i> -anisyl-1,2,4-oxadiazole and oxalic acid di- <i>p</i> -anilide	$\text{POCl}_3$	200
$\text{C}_{17}$	1,5-Diphenylpentane-1,5-dione dioxime	Glutaric acid dianilide	$\text{POCl}_3$	206
$\text{C}_{30}$	Cyclotriconta-1,16-dione dioxime	$\text{CO}-(\text{CH}_2)_{14}-\text{NH}$ $\begin{array}{c}   \qquad \qquad   \\ \text{NH}-(\text{CH}_2)_{14}-\text{CO} \end{array}$ (85) or $\text{CO}-(\text{CH}_2)_{14}-\text{CO}$ $\begin{array}{c}   \qquad \qquad   \\ \text{NH}-(\text{CH}_2)_{14}-\text{NH} \end{array}$	$\text{H}_2\text{SO}_4$	122

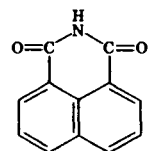
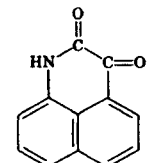
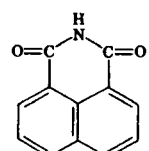
TABLE IX

No. of C Atoms	Starting Material	QUINONE OXIMES		References
		Products (% Yield)	Catalysts and Experimental Conditions	
C <sub>6</sub>	1,4-Benzoquinone monoxime	4,4'-Dihydroxyazoxybenzene (45)	C <sub>6</sub> H <sub>5</sub> SO <sub>2</sub> Cl, pyridine	196
	1,4-Benzoquinone dioxime	1-Benzenesulfonyloxy-4-nitrosobenzene; 1-aza-2,5-dioxo-3,6-cycloheptadiene Unidentified product	C <sub>6</sub> H <sub>5</sub> SO <sub>2</sub> Cl, pyridine HCl; CH <sub>3</sub> CO <sub>2</sub> H, (CH <sub>3</sub> CO) <sub>2</sub> O; PCl <sub>5</sub> SOCl <sub>2</sub> ; HCl C <sub>6</sub> H <sub>5</sub> SO <sub>2</sub> Cl	195 195
C <sub>10</sub>	1,2-Naphthoquinone 2-oxime	No reaction 1,4-Benzoquinone dioxime dibenzenesulfonate Unidentified product, C <sub>10</sub> H <sub>6</sub> ClNO	PCl <sub>5</sub> , petroleum ether	195
	1,2-Naphthoquinone dioxime	 (27-33)	HCl, (CH <sub>3</sub> CO) <sub>2</sub> O, CH <sub>3</sub> CO <sub>2</sub> H; C <sub>6</sub> H <sub>5</sub> COCl pyridine	195
	1,4-Naphthoquinone dioxime		PCl <sub>5</sub> , petroleum ether	195
	1,4-Naphthoquinone monoxime	1-Acetoxy-2,3-dichloro-2,3-dihydro-4-nitronaphthalene	HCl, (CH <sub>3</sub> CO) <sub>2</sub> O, CH <sub>3</sub> CO <sub>2</sub> H	195

THE BECKMANN REARRANGEMENT

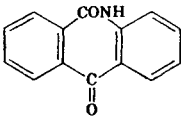
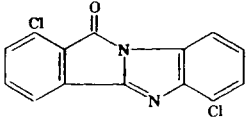
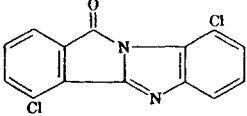
131

TABLE IX—Continued

No. of C Atoms	Starting Material	QUINONE OXIMES		References
		Products (% Yield)	Catalysts and Experimental Conditions	
C <sub>10</sub> (continued)	1,4-Naphthoquinone monoxime (continued)	1-Benzenesulfonyloxy-4-nitroso-2,3-dihydronaphthalene	C <sub>6</sub> H <sub>5</sub> SO <sub>2</sub> Cl, pyridine	195
	1,4-Naphthoquinone dioxime	Unidentified product 2,3-Dihydro-1,4-naphthoquinone dioxime diacetate	CH <sub>3</sub> COCl HCl, (CH <sub>3</sub> CO) <sub>2</sub> O, CH <sub>3</sub> CO <sub>2</sub> H	195 195
C <sub>12</sub>	Acenaphthenequinone monoxime		C <sub>6</sub> H <sub>5</sub> SO <sub>2</sub> Cl, pyridine	95
			HCl, (CH <sub>3</sub> CO) <sub>2</sub> O, CH <sub>3</sub> CO <sub>2</sub> H	187
			Heat	186

132

ORGANIC REACTIONS

C <sub>14</sub>	Anthraquinone monoxime		Polyphosphoric acid	195
	Anthraquinone dioxime	Dianthranilide (85)	Polyphosphoric acid	546
	<i>syn</i> -1-Chloro- <i>anti</i> -5-chloroanthraquinone dioxime		or	
			(58)	
	<i>anti</i> -1-Chloro- <i>anti</i> -5-chloroanthraquinone dioxime	4,10-Dichloroanthranilide (72)	Polyphosphoric acid	546
	Phenanthraquinone monoxime	2,2'-Diphenic acid imide (80)	HCl, (CH <sub>3</sub> CO) <sub>2</sub> O, CH <sub>3</sub> CO <sub>2</sub> H	81
		2,2'-Diphenic acid imide (40-50) and 1-carboxyfluorenone amide (45)	H <sub>2</sub> SO <sub>4</sub>	81
	Phenanthraquinone dioxime	1-Carboxyfluorenenone (80)	HCl, (CH <sub>3</sub> CO) <sub>2</sub> O, CH <sub>3</sub> CO <sub>2</sub> H	81

Note: References 338 to 593 are on pp. 152-156.

TABLE IX—Continued

		QUINONE OXIMES		
No. of C Atoms	Starting Material	Products (% Yield)	Catalysts and Experimental Conditions	References
C <sub>16</sub>	Aceanthrenequinone monoxime	1,9-Anthracenedicarboximide (100)	HCl, (CH <sub>3</sub> CO) <sub>2</sub> O, CH <sub>3</sub> CO <sub>2</sub> H; H <sub>2</sub> SO <sub>4</sub>	103
C <sub>18</sub>	Chrysoquinone monoxime	2-( <i>o</i> -Benzamido)-1-naphthoic acid and 2-( <i>o</i> -benzoic acid)-1-naphthamide	H <sub>2</sub> SO <sub>4</sub>	547
		6-Benzo[3,4,b]fluorenonecarboxylic acid	H <sub>2</sub> SO <sub>4</sub>	548

Note: References 338 to 593 are on pp. 152-156.

TABLE X  
 CLEAVAGE OF OXIMES AND OXIME DERIVATIVES  
 ("Second Order" Beckmann Rearrangement)

No. of C Atoms	Starting Material	Products (% Yield)	Catalysts and Experimental Conditions	References
C <sub>3</sub>	Isonitrosoacetone	Pyruvic acid	Isopropyl phosphonofluorodate, Na <sub>2</sub> HPO <sub>4</sub>	549
C <sub>4</sub>	Diacetyl monoxime	Acetyl chloride and acetaldoxime	HCl	550
C <sub>5</sub>	Cyclopentanone oxime	Pentenitrile	P <sub>2</sub> O <sub>5</sub>	65
		δ-Valerolactam (27) and 4-pentenitrile	B <sub>2</sub> O <sub>3</sub> and Al <sub>2</sub> O <sub>3</sub> *	148
C <sub>6</sub>	Cyclohexanone oxime	5-Hexenitrile	P <sub>2</sub> O <sub>5</sub> ; SiO <sub>2</sub> , NH <sub>3</sub> ; B <sub>2</sub> O <sub>3</sub> -Al <sub>2</sub> O <sub>3</sub> *	146, 148
C <sub>7</sub>	2-Methylcyclohexanone oxime	Heptenitrile	P <sub>2</sub> O <sub>5</sub>	147
C <sub>8</sub>	Isonitrosoacetophenone	Benzoic acid	Isopropyl phosphonofluorodate, Na <sub>2</sub> HPO <sub>4</sub> , (CH <sub>3</sub> ) <sub>2</sub> CHOH	549
	C <sub>6</sub> H <sub>5</sub> C(=NOH)C(=NOH)OH	Benzonitrile and 3-phenyl-4-hydroxy-1,2,4-oxadiazole	PCl <sub>5</sub> , POCl <sub>3</sub>	200
	Isatin 3-monoxime	2-Cyanophenyl isocyanate	PCl <sub>5</sub> ; PCl <sub>3</sub>	99, 188
	2-Keto-3-oximino-2,3-dihydrobenzothiophene	2-Cyanophenylsulfenyl chloride	PCl <sub>5</sub>	188
C <sub>9</sub>	Acetyl benzoyl dioxime	Benzonitrile and benzoyl chloride	PCl <sub>5</sub> , (C <sub>2</sub> H <sub>5</sub> ) <sub>2</sub> O	200
	$\begin{array}{c} \text{NOH} \\    \\ o\text{-NO}_2\text{C}_6\text{H}_4\text{CCOCO}_2\text{H} \end{array}$	2-Nitrobenzonitrile and oxalic acid		550a
	1-Methylisatin 3-oxime	2-Cyano-N-methylphenylcarbonyl chloride	PCl <sub>5</sub> , (C <sub>2</sub> H <sub>5</sub> ) <sub>2</sub> O	188

Note: References 338 to 593 are on pp. 152-156.

\* This reaction was run in the vapor phase under reduced pressure.

THE BECKMANN REARRANGEMENT


135

TABLE X—Continued  
 CLEAVAGE OF OXIMES AND OXIME DERIVATIVES  
 ("Second Order" Beckmann Rearrangement)

No. of C Atoms	Starting Material	Products (% Yield)	Catalysts and Experimental Conditions	References
C <sub>9</sub> (continued)	Spiro-[4,4]-nonan-1-one oxime	Δ <sup>8,9</sup> -Hydrinden-4-one	Polyphosphoric acid	149
		6-Azaspiro-[4,5]-decan-7-one and 4-cyclopentylidenebutyronitrile	SOCl <sub>2</sub>	149
C <sub>10</sub>	Camphor oxime	Unidentified nitriles	SOCl <sub>2</sub> ; aq. HCl	231, 551
		2,3,3-Trimethylcyclopentane-4-acetic acid	Conc. HCl	552
		Unidentified nitrile and camphor oxime anhydride	Aq. HCl; H <sub>2</sub> SO <sub>4</sub>	553
		α-Campholenic amide, α-campholenic acid, campholenitrile, and bornylamine	Cu, H <sub>2</sub> (200°)	556
	Isonitrosocamphor	1,2,2-Trimethyl-3-cyanocyclopentene-1-carboxylic acid (100)	PCl <sub>5</sub> , ligroin; (CH <sub>3</sub> CO) <sub>2</sub> O	155
		2,3,3-Trimethyl-1-cyclopentene-4-carbonitrile (40)	PCl <sub>5</sub> , (C <sub>2</sub> H <sub>5</sub> ) <sub>2</sub> O	150
	anti-α-Isonitrosocamphor	1,2,2-Trimethyl-3-cyanocyclopentane-1-carboxylic acid	PCl <sub>5</sub> , (C <sub>2</sub> H <sub>5</sub> ) <sub>2</sub> O	154
		1,2,2-Trimethylcyclopentane-1,3-dicarboxylic acid and its anhydride	PCl <sub>5</sub> , (C <sub>2</sub> H <sub>5</sub> ) <sub>2</sub> O	554
	syn-α-Isonitrosocamphor	1,2,2-Trimethyl-3-cyanocyclopentane-1-carboxylic acid and 1,2,2-trimethylcyclopentane-1,3-dicarboximide	PCl <sub>5</sub> , (C <sub>2</sub> H <sub>5</sub> ) <sub>2</sub> O	154

136

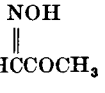
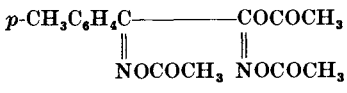
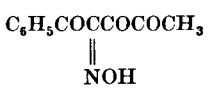
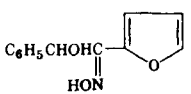
ORGANIC REACTIONS

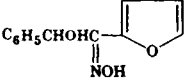
<i>anti</i> -Isonitrosocamphor oxime	1,2,2-Trimethylcyclopentane-1,3-dicarboximide (50); 1,2,2-trimethyl-3-cyanocyclopentane-1-carboxylic acid (20); 1,2,2-trimethylcyclopentane-1,3-dicarboxylic acid (3)	Aq. H <sub>2</sub> SO <sub>4</sub>	554
	1,2,2-Trimethyl-3-cyanocyclopentane-1-carboxylic acid and 1,2,2-trimethylcyclopentane-1,3-dicarboxylic acid	Conc. H <sub>2</sub> SO <sub>4</sub>	554
	1,2,2-Trimethylcyclopentane-1,3-dicarboxylic acid	PCl <sub>5</sub> , (C <sub>2</sub> H <sub>5</sub> ) <sub>2</sub> O	554
<i>l</i> -Menthone oxime	Menthonitrile and decylenic acid	Al <sub>2</sub> O <sub>3</sub> *	86
Camphenilone oxime	Camphocene nitrile (78-80) (structure not determined), and isocamphenyl oxime	CH <sub>3</sub> COCl	555
Pinocamphone oxime	Pinocamphene nitrile	H <sub>2</sub> SO <sub>4</sub> ; P <sub>2</sub> O <sub>5</sub>	557
$\beta$ - <i>peri</i> -Camphanone oxime		Aq. H <sub>2</sub> SO <sub>4</sub>	151
1,2-Naphthoquinone 1-monoxime	2-Cyanocinnamoyl chloride	PCl <sub>5</sub> , (C <sub>2</sub> H <sub>5</sub> ) <sub>2</sub> O	188
1,2-Naphthoquinone 2-monoxime	2-Chlorocarboxycinnamitrile	PCl <sub>5</sub>	188
$\alpha$ -Nitroso- $\beta$ -naphthol	2-Cyanocinnamic acid	C <sub>6</sub> H <sub>5</sub> SO <sub>2</sub> Cl, pyridine	95, 195, 210, 219
$\alpha$ -Furoin oxime	2-Isocyanofuran	C <sub>6</sub> H <sub>5</sub> SO <sub>2</sub> Cl, aq. NaOH	210
$\beta$ -Furoin oxime	2-Cyanofuran	C <sub>6</sub> H <sub>5</sub> SO <sub>2</sub> Cl, aq. NaOH	210
1-Acetylisatin 3-oxime	2-Cyanophenyl isocyanate	PCl <sub>5</sub> , POCl <sub>3</sub>	99

Note: References 338 to 593 are on pp. 152-156.

\* This reaction was run in the vapor phase under reduced pressure.

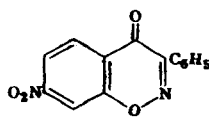
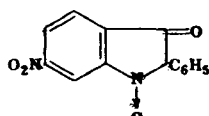
TABLE X—Continued  
CLEAVAGE OF OXIMES AND OXIME DERIVATIVES  
("Second Order" Beckmann Rearrangement)

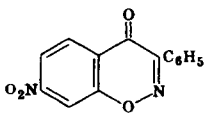
No. of C Atoms	Starting Material	Products (% Yield)	Catalysts and Experimental Conditions	References
C <sub>10</sub> (continued)	Spiro-[4,5]-decan-1-one oxime.	3-Oxo-1-cyclodecene	Polyphosphoric acid	149
	Spiro-[4,5]-decan-6-one oxime	7-Azaspiro-[5,5]-undecan-8-one and 4-cyclohexylidenebutyronitrile	SOCl <sub>2</sub>	149
	Spiro-[4,5]-decan-6-one oxime	2-Cyclopentylidene-cyclopentanone and $\delta$ -cyclopentylidenevaleramide	Polyphosphoric acid	149
C <sub>11</sub>		Cinnamic acid (40)	(COCl) <sub>2</sub>	558
		<i>p</i> -Tolunitrile and <i>p</i> -toluylformic acid oxime; 3- <i>p</i> -tolyl-5-hydroxy-1,2,4-oxadiazole	NaOH	568
		Benzoyl cyanide, acetic acid, and carbon monoxide	C <sub>6</sub> H <sub>6</sub>	559
	Spiro-[5,5]-undecan-1-one oxime 3-Methylcamphor oxime	Bicyclo-[5.4.0]-10-undecene-4-one 2,3,3-Trimethyl-4- $\alpha$ -cyanoethyl-1-cyclopentene	Polyphosphoric acid Conc. HCl	149 560
C <sub>12</sub>		Benzaldehyde and 2-cyanofuran	C <sub>6</sub> H <sub>5</sub> SO <sub>2</sub> Cl, aq. NaOH	210

<b>C<sub>14</sub></b>		Benzaldehyde and 2-isocyanofuran	C <sub>6</sub> H <sub>5</sub> SO <sub>2</sub> Cl, aq. NaOH	210
	2α,3,4,5-Tetrahydro-4-oximino-5-acenaphthenone	7-Carboxy-1-indonacetonitrile (70)	C <sub>6</sub> H <sub>5</sub> SO <sub>2</sub> Cl, pyridine	561
	α-(N,N-Dimethylamino)ethyl piperonyl ketoxime	3,4-Methylenedioxybenzoxime	SOCl <sub>2</sub> , CHCl <sub>3</sub>	380
	Benzoin oxime	Benzaldehyde and benzonitrile	C <sub>6</sub> H <sub>5</sub> SO <sub>2</sub> Cl, aq. NaOH	95, 210
	α-Benzoin oxime	Unidentified material	KCN	211
	β-Benzoin oxime	Benzaldehyde and phenyl isocyanide	C <sub>6</sub> H <sub>5</sub> SO <sub>2</sub> Cl, aq. NaOH	95, 210
	α-Benzoin oxime acetate	Benzonitrile, benzaldehyde, and benzoin	Aq. NaOH	211
		Benzaldehyde and benzonitrile	Heat with water	211
	β-Benzoin oxime acetate	β-Benzoin oxime (100)	Aq. NaOH	211
		Benzaldehyde, benzonitrile, and phenyl isocyanide	KCN, aq. C <sub>2</sub> H <sub>5</sub> OH	211
	α-Benzoin oxime mesitoate	Mesitoic acid, benzaldehyde, and benzonitrile	NaOH, CH <sub>3</sub> OH; Na <sub>2</sub> CO <sub>3</sub> , CH <sub>3</sub> OH	562
	β-Benzoin oxime mesitoate	Mesitoic acid, benzaldehyde, and benzonitrile	NaOH, CH <sub>3</sub> OH; Na <sub>2</sub> CO <sub>3</sub> , CH <sub>3</sub> OH	562
	Benzil monoxime	Benzonitrile and benzoic acid	C <sub>6</sub> H <sub>5</sub> SO <sub>2</sub> Cl, pyridine	95
	α-Benzil monoxime	Benzoic acid and benzonitrile	Aq. NaOH	211
	β-Benzil monoxime	No reaction	Aq. NaOH	211
	Benzil monoxime acetate	Benzonitrile and benzoic acid	10% NaOH	230
	α-Benzil monoxime acetate	Benzoic acid and benzonitrile	Heat	211
	β-Benzil monoxime acetate	No reaction	Heat	211
	Benzil monoxime propionate	Benzoic acid and benzonitrile	Conc. NH <sub>4</sub> OH	230
	Benzil monoxime ethoxalate	Benzonitrile and benzoic acid	10% NaOH	230
Benzil monoxime benzoate	C <sub>6</sub> H <sub>5</sub> C(Cl)=NCOC <sub>6</sub> H <sub>5</sub>	PCl <sub>5</sub> , (C <sub>2</sub> H <sub>5</sub> ) <sub>2</sub> O	198	

Note: References 338 to 593 are on pp. 152-156.

TABLE X—Continued  
CLEAVAGE OF OXIMES AND OXIME DERIVATIVES  
("Second Order" Beckmann Rearrangement)

No. of C Atoms	Starting Material	Products (% Yield)	Catalysts and Experimental Conditions	References
<b>C<sub>14</sub></b> (continued)	α-Benzil monoxime benzoate	Benzoic acid (90)	Aq. NaOH	5
	β-Benzil monoxime benzoate	Benzonitrile (80) and benzoic acid (94)	Aq. NaOH	5
	Benzil monoxime cinnamate	Benzonitrile, benzoic acid (100), and cinnamic acid (100)	10% NaOH	230
	γ-Benzil dioxime diacetate	3,4-Diphenylfurazan	Aq. NaOH	217
	α-Benzil dioxime dibenzoate	α-Benzil monoxime, benzoic acid, and aniline	25% NaOH	217
	β-Benzil dioxime dibenzoate	β-Benzil monoxime	15% NaOH	217
	γ-Benzil dioxime dibenzoate	3,4-Diphenylfurazan	Aq. NaOH	217
	syn-Phenyl 2,4-dinitrobenzoyl ketoxime	Benzonitrile and 2,4-dinitrobenzoic acid	PCl <sub>5</sub> , (C <sub>2</sub> H <sub>5</sub> ) <sub>2</sub> O	190
		2-Hydroxy-4-nitrobenzoxime	NaOH	192
			C <sub>2</sub> H <sub>5</sub> OH	190
	anti-Phenyl 2,4-dinitrobenzoyl ketoxime	Benzoic acid and 2,4-dinitrobenzoxime	PCl <sub>5</sub> , (C <sub>2</sub> H <sub>5</sub> ) <sub>2</sub> O	190
			NaOC <sub>2</sub> H <sub>5</sub>	190

	$C_6H_5CCl$ $\parallel$ $NCOC_6H_3(NO_2)_2-2,4$	Benzonitrile and 2,4-dinitrobenzoic acid	Aq. NaOH	192
	$C_6H_5C(Cl)=NOCOC_6H_5$	Benzonitrile and benzoyl chloride	Heat	198
	9,10-Phenanthraquinone monoxime	4-Cyanofluorenone	$PCl_5, (C_2H_5)_2O$	188
	2-Nitro-9,10-phenanthraquinone 10-monoxime	2-Cyanobiphenyl-2'-carboxylic acid	$C_6H_5SO_2Cl$ , pyridine	95
	2,7-Dinitro-9,10-phenanthraquinone monoxime	2-Cyano-4-nitrobiphenyl-2'-carboxylic acid	$C_6H_5SO_2Cl$ , pyridine	95
		2-Hydroxy-4-nitrobenzoic acid and benzonitrile	NaOH	190
$C_{15}$	Methylbenzoin oxime	Acetophenone, benzoin, and desylacetophenone	$C_6H_5SO_2Cl$ , pyridine	211
	$C_6H_5CH(OH)C(=NOH)C_6H_4OCH_3-p$	Benzaldehyde (94) and <i>p</i> -anisonitrile (98)	$C_6H_5COCl$ , pyridine	216
	<i>syn</i> - <i>o</i> -Tolyl benzoyl ketoxime	Benzoic acid and <i>o</i> -tolunitrile	NaOH	191
	<i>syn</i> -Phenyl <i>p</i> -anisoyl ketoxime benzoate	Benzoic acid (99) and <i>o</i> -tolunitrile	NaOH, $C_2H_5OH$	191
	<i>anti</i> -Phenyl <i>p</i> -anisoyl ketoxime	Benzonitrile, benzoic acid, and <i>p</i> -anisic acid	Aq. NaOH	185
	$\alpha$ -Piperidinyethyl piperonyl ketoxime	<i>p</i> -Anisoylformanilide (55), <i>p</i> -anisic acid, and <i>p</i> -anisoylformic acid	$PCl_5, (C_2H_5)_2O$	185
		3,4-Methylenedioxybenzonitrile	$SOCl_2, CHCl_3$ ; <i>p</i> - $CH_3C_6H_4SO_2Cl$ , aq. NaOH, acetone	380

Note: References 338 to 593 are on pp. 152-156.

TABLE X—Continued

CLEAVAGE OF OXIMES AND OXIME DERIVATIVES  
("Second Order" Beckmann Rearrangement)

No. of C Atoms	Starting Material	Products (% Yield)	Catalysts and Experimental Conditions	References
$C_{16}$	$C_6H_5CHOHCC_6H_4N(CH_3)_2-p$ $\parallel$ NOH	Benzaldehyde (86) and <i>p</i> -( <i>N,N</i> -dimethylamino)phenyl isocyanide	$C_6H_5SO_2Cl$ , pyridine	216
	$C_6H_5CHOHCC_6H_4N(CH_3)_2-p$ $\parallel$ HON	<i>p</i> -( <i>N,N</i> -Dimethylamino)benzonitrile and benzoic acid	$C_6H_5SO_2Cl$ , pyridine	563
	$p-(CH_3)_2NC_6H_4CHOHCC_6H_5$ $\parallel$ HON	Benzoic acid and <i>p</i> -( <i>N,N</i> -dimethylamino)benzonitrile	$C_6H_5SO_2Cl$ , pyridine	218
	$p-(CH_3)_2NC_6H_4CHOHCC_6H_5$ $\parallel$ NOH	Benzaldehyde and <i>p</i> -( <i>N,N</i> -dimethylamino)benzonitrile	$SOCl_2, CHCl_3$	564
	$C_6H_5CHOHCC_6H_3(CH_2OH)_2-3,4$ $\parallel$ HON	Benzaldehyde (92) and 3,4-bis-(hydroxymethyl)benzonitrile (98)	$C_6H_5SO_2Cl$ , NaOH	216
	$2-ClC_6H_4CHOHCC_6H_3(OCH_3)_2-3,4$ $\parallel$ HON	2-Chlorobenzaldehyde (78) and 3,4-dimethoxybenzonitrile (61)	$C_6H_5SO_2Cl$ , NaOH	216
	$2-ClC_6H_4CHOHCC_6H_4N(CH_3)_2-4$ $\parallel$ HON	2-Chlorobenzaldehyde (77) and 4-( <i>N,N</i> -dimethylamino)benzonitrile (83)	$C_6H_5SO_2Cl$ , NaOH	216



	2-ClC <sub>6</sub> H <sub>4</sub> CHOHCC <sub>6</sub> H <sub>4</sub> (CH <sub>2</sub> OH) <sub>2</sub> -3,4 $\begin{array}{c} \parallel \\ \text{HON} \end{array}$	2-Chlorobenzaldehyde (65) and 3,4-bis(hydroxymethyl)benzoxime (56)	C <sub>6</sub> H <sub>5</sub> SO <sub>2</sub> Cl, NaOH	216
	2-CH <sub>3</sub> OC <sub>6</sub> H <sub>4</sub> CHOHCC <sub>6</sub> H <sub>4</sub> OCH <sub>3</sub> -4 $\begin{array}{c} \parallel \\ \text{HON} \end{array}$	2-Methoxybenzaldehyde (96) and anisole (98)	C <sub>6</sub> H <sub>5</sub> SO <sub>2</sub> Cl, NaOH	216
	Dioximinothebenone	Thebedinitrile (55)	<i>p</i> -CH <sub>3</sub> C <sub>6</sub> H <sub>4</sub> SO <sub>2</sub> Cl, pyridine	565
	<i>epi</i> -Dioximinothebenone	<i>epi</i> -Thebedinitrile (28)	<i>p</i> -CH <sub>3</sub> C <sub>6</sub> H <sub>4</sub> SO <sub>2</sub> Cl, pyridine	565
C <sub>17</sub>	C <sub>6</sub> H <sub>5</sub> CC(OCH <sub>3</sub> ) <sub>2</sub> C <sub>6</sub> H <sub>4</sub> OCH <sub>3</sub> - <i>p</i> $\begin{array}{c} \parallel \\ \text{NOH} \end{array}$	Benzonitrile and <i>p</i> -anisic acid	HCl, (CH <sub>3</sub> CO) <sub>2</sub> O, CH <sub>3</sub> CO <sub>2</sub> H	185
C <sub>18</sub>	2-Methyl-7-isopropyl-9,10-phenanthraquinone 10-oxime	2-Cyano-3-methyl-4'-isopropyl-biphenyl-2'-carboxylic acid	C <sub>6</sub> H <sub>5</sub> SO <sub>2</sub> Cl, pyridine	95
C <sub>19</sub>	2,2-Diphenylcycloheptanone oxime	7,7-Diphenylheptamide and unidentified product, C <sub>19</sub> H <sub>19</sub> NO	Polyphosphoric acid	149
	1-Methyl-4-phenyl-4-benzoyl-piperidine oxime	7,7-Diphenyl-6-heptenonitrile (50-97)†	SOCl <sub>2</sub> , C <sub>6</sub> H <sub>6</sub> ; HCl, CH <sub>3</sub> CO <sub>2</sub> H	152
	Isonitrosocinchotoxin	C <sub>6</sub> H <sub>5</sub> CN and 1-methyl-4-phenyl-Δ <sup>3,4</sup> -piperidine	SOCl <sub>2</sub> , CCl <sub>4</sub>	90
	1-Phenyl-1-benzoylcyclohexane oxime	1-Methyl-3-vinyl-4-cyanomethyl-piperidine (29) and quinoline-4-carboxylic acid	PCl <sub>5</sub> , CHCl <sub>3</sub>	181
		C <sub>6</sub> H <sub>5</sub> CN and 2-phenylcyclohexene	SOCl <sub>2</sub> , C <sub>6</sub> H <sub>6</sub>	90

Note: References 338 to 593 are on pp. 152-156.

† No product was obtained using sulfuric acid.

TABLE X—Continued  
 CLEAVAGE OF OXIMES AND OXIME DERIVATIVES  
 ("Second Order" Beckmann Rearrangement)

No. of C Atoms	Starting Material	Products (% Yield)	Catalysts and Experimental Conditions	References
C <sub>20</sub>	Phenylbenzoin oxime	Benzophenone and benzoin	C <sub>6</sub> H <sub>5</sub> SO <sub>2</sub> Cl, pyridine	211
C <sub>25</sub>	Flavothebaone trimethyl ether desazo-4-methine oxime	Flavothebaone trimethyl ether desazaneomethine and acetonitrile	SOCl <sub>2</sub> (-10°)	566
	Flavothebaone trimethyl ether hexahydrodesazomethine oxime	1,2,7,10-Tetramethoxy-11-vinyl chrysofluorene	SOCl <sub>2</sub> (-5°)	566
	Flavothebaone trimethyl ether hexahydrodesazomethine oxime	Flavothebaone trimethyl ether dihydrodesazaneomethine and acetonitrile	SOCl <sub>2</sub>	566
	Flavothebaone trimethyl ether hexahydrodesazomethine oxime	Unidentified product, C <sub>26</sub> H <sub>31</sub> NO <sub>5</sub>	SOCl <sub>2</sub>	566
C <sub>27</sub>	Flavothebaone trimethyl ether 4-methine oxime	Flavothebaone trimethyl ether neo-methine and acetonitrile	SOCl <sub>2</sub>	566

Note: References 338 to 593 are on pp. 152-156.

TABLE XI

## ALDOXIMES

No. of C Atoms	Starting Material	Products (% Yield)	Catalysts and Experimental Conditions	References
C <sub>1</sub>	Nitrole	Nitrous acid, isocyanic acid		277
C <sub>2</sub>	Acetaldoxime	Acetamide (88, 86)	Raney nickel	226, 227
	$\alpha$ -Nitroacetaldoxime	Acetaldehyde and unidentified amine	Cu, H <sub>2</sub> (carrier gas)	223
C <sub>4</sub>	Butyraldoxime	Nitroacetonitrile	SOCl <sub>2</sub> , (C <sub>2</sub> H <sub>5</sub> ) <sub>2</sub> O	234
	Succinaldoxime	Butyramide	CF <sub>3</sub> CO <sub>2</sub> H	82
C <sub>5</sub>	$\gamma$ -Methylbutyraldoxime sodium salt	Succinimide (5)	Polyphosphoric acid	567
	Furfuraldoxime	$\gamma$ -Methylbutyronitrile (97)	Heat	225
	Nickel tetrakisfurfuraldoxime	Pyromucamide (88, —)	Raney nickel, alone or with ethanol	226, 227
		Pyromucamide (45), furfural (55)	Cu, H <sub>2</sub> (carrier gas)	66, 223
		Pyromucamide (50) and nickel bis-(furfuraldoxime)	Heat, C <sub>6</sub> H <sub>6</sub>	228
C <sub>7</sub>	<i>n</i> -Heptanaldoxime	<i>n</i> -Heptanamide (90, 74)	Raney nickel; BF <sub>3</sub>	227, 569
	Benzaldoxime	Benzamide (65)	Raney nickel, (C <sub>2</sub> H <sub>5</sub> ) <sub>2</sub> O	226
		Benzamide (75-76)	Raney nickel	226, 227
		Benzamide (98)	BF <sub>3</sub> , CH <sub>3</sub> CO <sub>2</sub> H	569
		Benzamide	90% H <sub>2</sub> SO <sub>4</sub> ; CuCl, CuBr, SbCl <sub>3</sub> , C <sub>6</sub> H <sub>5</sub> CH <sub>3</sub>	1, 68
		Benzoic acid, benzamide, phenylnitromethane, benzohydroxamic acid, and 3,5-diphenyl-1,2,4-oxadiazole	K <sub>2</sub> S <sub>2</sub> O <sub>5</sub> , H <sub>2</sub> O, H <sub>2</sub> SO <sub>4</sub>	570
		Benzamide (50) and benzoic acid (12)	H <sub>2</sub> SO <sub>4</sub>	571

Note: References 338 to 593 are on pp. 152-156.

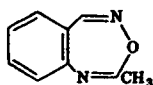
THE BECKMANN REARRANGEMENT

145

TABLE XI—Continued

## ALDOXIMES

No. of C Atoms	Starting Material	Products (% Yield)	Catalysts and Experimental Conditions	References
C <sub>7</sub> (continued)	Benzaldoxime (continued)	Benzamide (52), benzonitrile (58), and benzoic acid (21)	Cu, H <sub>2</sub> (carrier gas)	67
		Benzonitrile	H <sub>3</sub> BO <sub>3</sub> -Al <sub>2</sub> O <sub>3</sub> , vapor phase, 250°	148
	<i>syn</i> -Benzaldoxime	Benzamide, benzoic acid, and benzonitrile, and ammonia	Cu, H <sub>2</sub> (carrier gas)	224
	<i>anti</i> -Benzaldoxime	Benzamide, benzoic acid, and benzonitrile	Cu, H <sub>2</sub> (carrier gas)	224
	Sodium benzaldoxime	Benzonitrile, sulfur dioxide, and hydrogen chloride	SOCl <sub>2</sub>	231
	4-Chlorobenzaldoxime	Benzamide (5), benzonitrile (86), benzoic acid (7), and ammonia	Heat	225
	3-Nitrobenzaldoxime	4-Chlorobenzamide (95)	BF <sub>3</sub>	569
	Salicylaldoxime	3-Nitrobenzamide (98, —)	BF <sub>3</sub> ; H <sub>2</sub> SO <sub>4</sub>	569, 571
	2-Azidobenzaldoxime	Salicylamide (47)	BF <sub>3</sub>	569
		2-Oxy-1,2-benzodiazole, 2-azidobenzamide, 2-aminobenzaldehyde, 2-azidobenzoic acid, and anthranilic acid	Heat; aq. NaOH	239
	2-Aminobenzaldoxime	1-Acetylbenzodiazole or	HCl; (CH <sub>3</sub> CO) <sub>2</sub> O, CH <sub>3</sub> CO <sub>2</sub> H	240



146

ORGANIC REACTIONS



TABLE XII

## NITRONES

No. of C Atoms	Starting Material	Products (% Yield)	Catalysts and Experimental Conditions	References
C <sub>8</sub>	Phenyl N-methyl nitrone	N-Methylbenzamide		270
	2-Nitrophenyl N-methyl nitrone	N-Methyl-2-nitrobenzamide	(CH <sub>3</sub> CO) <sub>2</sub> O	270
	3-Nitrophenyl N-methyl nitrone	N-Methyl-3-nitrobenzamide	(CH <sub>3</sub> CO) <sub>2</sub> O	270
	3-Nitrophenyl N-methyl nitrone hydrochloride	N-Methyl-3-nitrobenzamide		270
	4-Nitrophenyl N-methyl nitrone	4-O <sub>2</sub> NC <sub>6</sub> H <sub>4</sub> C(=NCH <sub>3</sub> )OCH <sub>3</sub> N-Methyl-4-nitrobenzamide	KCN, CH <sub>3</sub> OH (CH <sub>3</sub> CO) <sub>2</sub> O	269 270
C <sub>9</sub>	2-Anisyl N-methyl nitrone	N-Methyl-2-anisamide		270
	4-Anisyl N-methyl nitrone	N-Methyl-N-acetyl-4-anisamide	(CH <sub>3</sub> CO) <sub>2</sub> O	270
C <sub>10</sub>	3,4-(Methylenedioxy)phenyl N-methyl nitrone	N-Methyl-3,4-(methylenedioxy)-benzamide		270
C <sub>13</sub>	Cinnamyl N-methyl nitrone	N-Methylcinnamide		270
	Phenyl N-phenyl nitrone	Benzanilide		265
	2-Nitrophenyl N-phenyl nitrone	2-Nitrobenzanilide	CH <sub>3</sub> COCl	267
		N-Acetyl-2-nitrobenzanilide	(CH <sub>3</sub> CO) <sub>2</sub> O	267
		2-Nitrobenzanilide	KCN, C <sub>2</sub> H <sub>5</sub> OH	269
		2-O <sub>2</sub> NC <sub>6</sub> H <sub>4</sub> C(OCH <sub>3</sub> )=NC <sub>6</sub> H <sub>5</sub>	KCN; CH <sub>3</sub> OH	269
		3-Nitrobenzanilide	(CH <sub>3</sub> CO) <sub>2</sub> O; KCN, C <sub>2</sub> H <sub>5</sub> OH	267, 269
	3-Nitrophenyl N-phenyl nitrone	3-O <sub>2</sub> NC <sub>6</sub> H <sub>4</sub> C(OCH <sub>3</sub> )=NC <sub>6</sub> H <sub>5</sub>	KCN, CH <sub>3</sub> OH	269
		4-O <sub>2</sub> NC <sub>6</sub> H <sub>4</sub> C(OC <sub>2</sub> H <sub>5</sub> )=NC <sub>6</sub> H <sub>5</sub>	KCN, C <sub>2</sub> H <sub>5</sub> OH	269
	4-Nitrophenyl N-phenyl nitrone	4-Nitrobenzanilide	(CH <sub>3</sub> CO) <sub>2</sub> O	267
		N-Acetyl-2,4-dinitrobenzanilide	HCl, CH <sub>3</sub> CO <sub>2</sub> H, H <sub>2</sub> O; CH <sub>3</sub> COCl	266, 267
	2,4-Dinitrophenyl N-phenyl nitrone	N-Acetyl-2,4-dinitrobenzanilide	(CH <sub>3</sub> CO) <sub>2</sub> O	267

THE BECKMANN REARRANGEMENT

149

150

TABLE XII—Continued

## NITRONES

No. of C Atoms	Starting Material	Products (% Yield)	Catalysts and Experimental Conditions	References
C <sub>13</sub> (continued)	2,4,6-Trinitrophenyl N-phenyl nitrone	2,4,6-Trinitrobenzanilide	CH <sub>3</sub> COCl	267
C <sub>14</sub>	2-Hydroxyphenyl N-phenyl nitrone	Salicylanilide		265
	Phenyl N-benzyl nitrone	N-Benzylbenzamide, ammonium benzenesulfonate, N,N,N-tri-benzylaminosulfonate	C <sub>6</sub> H <sub>5</sub> SO <sub>2</sub> Cl, C <sub>6</sub> H <sub>6</sub>	274
	α-Methoxyphenyl N-phenyl nitrone	N-Benzylbenzamide	C <sub>6</sub> H <sub>5</sub> SO <sub>2</sub> Cl, H <sub>2</sub> O	274
		Anisanilide		265
	2,4-Dinitrophenyl N-2-tolyl nitrone	2,4-Dinitro-2'-methylbenzanilide	KOH, C <sub>2</sub> H <sub>5</sub> OH; CH <sub>3</sub> COCl	268
		2,4-(O <sub>2</sub> N) <sub>2</sub> C <sub>6</sub> H <sub>3</sub> CON(COCH <sub>3</sub> )-C <sub>6</sub> H <sub>4</sub> CH <sub>3</sub> -2	(CH <sub>3</sub> CO) <sub>2</sub> O, CH <sub>3</sub> CO <sub>2</sub> Na	268
	2,4-Dinitrophenyl N-3-tolyl nitrone	2,4-Dinitro-3'-methylbenzanilide	CH <sub>3</sub> COCl	268
		2,4-(O <sub>2</sub> N) <sub>2</sub> C <sub>6</sub> H <sub>3</sub> CON(COCH <sub>3</sub> )-C <sub>6</sub> H <sub>4</sub> CH <sub>3</sub> -3	(CHCO) <sub>2</sub> O, CH <sub>3</sub> CO <sub>2</sub> Na	268
	2,4-Dinitrophenyl N-4-tolyl nitrone	2,4-Dinitro-4'-methylbenzanilide	CH <sub>3</sub> COCl	267
		2,4-(O <sub>2</sub> N) <sub>2</sub> C <sub>6</sub> H <sub>3</sub> CON(COCH <sub>3</sub> )-C <sub>6</sub> H <sub>4</sub> CH <sub>3</sub> -2	(CH <sub>3</sub> CO) <sub>2</sub> O	267
Diphenyl N-methyl nitrone	Benzanilide (27)		PCl <sub>5</sub> , POCl <sub>3</sub>	272
	CH <sub>3</sub> CON(CH <sub>3</sub> )OCOCH <sub>3</sub> (40)		(CH <sub>3</sub> CO) <sub>2</sub> O	272
	Benzophenone (24) and methylamine		SbCl <sub>5</sub> , CHCl <sub>3</sub>	272
	$\begin{array}{c} \text{O} \quad \quad \text{O} \\ \uparrow \quad \quad \uparrow \\ \text{C}_6\text{H}_5\text{N}=\text{CHCH}=\text{NC}_6\text{H}_5 \end{array}$	N,N'-Diphenyloxamide	CH <sub>3</sub> CO <sub>2</sub> H; (CH <sub>3</sub> CO) <sub>2</sub> O	580

ORGANIC REACTIONS

C <sub>15</sub>	<i>p</i> -Anisyl N-benzyl nitrone	N-Benzyl- <i>p</i> -anisamide, sulfur dioxide, water, ammonium benzenesulfonate	C <sub>6</sub> H <sub>5</sub> SO <sub>2</sub> Cl; C <sub>6</sub> H <sub>6</sub>	274
		N-Benzyl- <i>p</i> -anisamide	Phthaloyl chloride or picryl chloride, C <sub>6</sub> H <sub>6</sub>	274
	<i>p</i> -Nitrophenyl N-(4-dimethylamino)-phenyl nitrone	N-Acetyl-4-nitro-4'-dimethylamino-benzanilide	(CH <sub>3</sub> CO) <sub>2</sub> O	267
	2,4-Dinitrophenyl N-(4-dimethylamino)phenyl nitrone	2,4-(O <sub>2</sub> N) <sub>2</sub> C <sub>6</sub> H <sub>3</sub> CON(COCH <sub>3</sub> )-C <sub>6</sub> H <sub>4</sub> N(CH <sub>3</sub> ) <sub>2</sub> -4	(CH <sub>3</sub> CO) <sub>2</sub> O	268
	2,4-Dinitrophenyl N-(4-dimethylamino)phenyl nitrone	Unidentified product	CH <sub>3</sub> COCl, PCl <sub>5</sub>	268
C <sub>16</sub>	Benzoyl N-(4-dimethylamino)phenyl nitrone	C <sub>6</sub> H <sub>5</sub> COCONHC <sub>6</sub> H <sub>4</sub> N(CH <sub>3</sub> ) <sub>2</sub> -4 (88)	(CH <sub>3</sub> CO) <sub>2</sub> O	271
		C <sub>6</sub> H <sub>5</sub> COCCN    NC <sub>6</sub> H <sub>4</sub> N(CH <sub>3</sub> ) <sub>2</sub> -4	Aq. NaCN	271
		N-Formyl-4'-dimethylamino-benzanilide (55)	Uv light, acetone	581
		4'-Dimethylaminobenzanilide (14, 25, —)	Air, 14 da.; aq. Na <sub>2</sub> CO <sub>3</sub> ; uv light, pyridine	581
C <sub>17</sub>	Phenyl N- $\alpha$ -naphthyl nitrone	Benzoic acid	NH <sub>3</sub> or aq. NaOH	581
		N- $\alpha$ -Naphthylbenzamide	(C <sub>6</sub> H <sub>5</sub> CO) <sub>2</sub> O, C <sub>6</sub> H <sub>5</sub> COCl, CH <sub>3</sub> COCl	275
C <sub>21</sub>	1-Anthraquinoyl N-phenyl nitrone	Anthraquinone-1-carboxylic acid	H <sub>2</sub> SO <sub>4</sub> , CH <sub>3</sub> CO <sub>2</sub> H	582
C <sub>22</sub>	2,3,5-Triphenyl-3-hydroxy- $\Delta^{3,5}$ -pyrroline N-oxide	N- $\beta$ -Benzoylstyrylbenzamide	PCl <sub>5</sub> , (C <sub>2</sub> H <sub>5</sub> ) <sub>2</sub> O	545
C <sub>26</sub>	Diphenyl N-benzhydryl nitrone	Benzophenone oxime O-benzhydryl ether (100)		273

Note: References 338 to 593 are on pp. 152-156.

## REFERENCES FOR TABLES I-XII

- <sup>338</sup> Todd, Kenner, and Webb, *J. Chem. Soc.*, **1956**, 1231.  
<sup>339</sup> Bredt and Boeddinghous, *Ann.* **251**, 316 (1889).  
<sup>340</sup> Hantsch, *Ber.*, **24**, 4018 (1891).  
<sup>341</sup> Roberts and Chambers, *J. Am. Chem. Soc.*, **73**, 3176 (1951).  
<sup>343</sup> (To Badische Anilin und Soda Fabrik), Ger. pat. 858,397 (1952) [*C.A.*, **48**, 12810 (1954)].  
<sup>343</sup> Scholl, Weil, and Halderman, *Ann.*, **338**, 1 (1904).  
<sup>344</sup> Schmidt and Furnee, *Arch. Pharm.*, **236**, 334 (1898) (*Chem. Zentr.*, **1898**, **II**, 629, 631).  
<sup>345</sup> Nef, *Ann.*, **310**, 316 (1895).  
<sup>346</sup> Meyer and Warrington, *Ber.*, **20**, 500 (1887).  
<sup>347</sup> Hart and Curtis, *J. Am. Chem. Soc.*, **78**, 112 (1956).  
<sup>348</sup> Drake, Kline, and Rose, *J. Am. Chem. Soc.*, **56**, 2076 (1934).  
<sup>349</sup> Mayer and Scharvin, *Ber.*, **30**, 2862 (1897).  
<sup>350</sup> Burrows and Eastman, *J. Am. Chem. Soc.*, **79**, 3756 (1957).  
<sup>351</sup> Thoms, *Ber. deut. pharm. Ges.*, **11**, 3 (1900) (*Chem. Zentr.*, **1901**, **1**, 524).  
<sup>353</sup> Houben, *Ber.*, **35**, 3587 (1902).  
<sup>353</sup> Schmidt, *Arch. Pharm.*, **237**, 222 (1899) (*Chem. Zentr.*, **1900**, **11**, 581).  
<sup>354</sup> Wallach, *Ann.*, **389**, 169 (1912).  
<sup>355</sup> Rupe, Collin, and Schmiderer, *Helv. Chim. Acta*, **14**, 1340 (1931).  
<sup>354</sup> Furukawa, *Sci. Papers Inst. Phys. Chem. Research (Tokyo)*, **20**, 71 (1933) [*C.A.*, **27**, 2131 (1933)].  
<sup>357</sup> Blaise and Guerin, *Bull. soc. chim. France*, [3], **29**, 1211 (1903).  
<sup>358</sup> Asahina and Hongo, *J. Pharm. Soc. Japan*, **506**, 227 (1924) [*C.A.*, **18**, 2510 (1924)].  
<sup>359</sup> Shukoff and Schestakoff, *J. Russ. Phys.-Chem. Soc.*, **35**, 1 (1903) (*Chem. Zentr.*, **1903**, **I**, 825).  
<sup>360</sup> Minunni, *Gazz. chim. ital.*, **27**, **II**, 263 (1899).  
<sup>361</sup> Furukawa, *Sci. Papers Inst. Phys. Chem. Research (Tokyo)*, **19**, 27 (1932) [*C.A.*, **27**, 303 (1933)].  
<sup>362</sup> Kohler and Heritage, *Am. Chem. J.*, **34**, 568 (1905).  
<sup>363</sup> Asano and Takashi, *J. Pharm. Soc. Japan*, **65**, 811 (1945) [*C.A.*, **45**, 4303 (1951)].  
<sup>364</sup> Tokura, Asami, and Todo, *J. Am. Chem. Soc.*, **79**, 3135 (1957).  
<sup>365</sup> Stephen and Staskun, *J. Chem. Soc.*, **1956**, 4708.  
<sup>366</sup> Richter, *J. Org. Chem.*, **21**, 619 (1956).  
<sup>367</sup> von Auwers and Meyenburg, *Ber.*, **24**, 2370 (1891).  
<sup>368</sup> Meisenheimer, Zimmermann, and Kummer, *Ann.*, **446**, 205 (1925).  
<sup>369</sup> Korten and Scholl, *Ber.*, **34**, 1901 (1901).  
<sup>370</sup> Callet, *Bull. soc. chim. France*, [3] **27**, 539 (1902).  
<sup>371</sup> Jenkins and Richardson, *J. Am. Chem. Soc.*, **55**, 1618 (1933).  
<sup>372</sup> Graziano, *Gazz. chim. ital.*, **45**, **II**, 390 (1915).  
<sup>373</sup> Kissman and Williams, *J. Am. Chem. Soc.*, **72**, 5323 (1950).  
<sup>374</sup> Buu-Hoï and Xuong, *J. Chem. Soc.*, **1953**, 386.  
<sup>375</sup> Tshizaka, *Ber.*, **47**, 2460 (1914).  
<sup>376</sup> Borsche and John, *Ber.*, **57**, 656 (1924).  
<sup>377</sup> Buu-Hoï, Jacquignon, and Lavit, *J. Chem. Soc.*, **1956**, 2593.  
<sup>377a</sup> Eckert, Royer, and Buu-Hoï, *Compt. rend.*, **233**, 1461 (1951).  
<sup>378</sup> Bachmann and Dice, *J. Org. Chem.*, **12**, 876 (1947).  
<sup>379</sup> Richtzenhain and Nippus, *Chem. Ber.*, **82**, 408 (1949).  
<sup>380</sup> Ohara, *J. Pharm. Soc. Japan*, **71**, 1244 (1951) [*C.A.*, **46**, 5552 (1952)].  
<sup>381</sup> Scharwin, *Ber.*, **35**, 2511 (1902).  
<sup>382</sup> Anderson, Fritz, and Scotoni, *J. Am. Chem. Soc.*, **79**, 6511 (1957).  
<sup>383</sup> Scharvin, *Ber.*, **30**, 2862 (1897).  
<sup>384</sup> van der Zanden, de Vries, and Dijkstra, *Rec. trav. chim.*, **61**, 280 (1942).  
<sup>386</sup> Jenkins, *J. Am. Chem. Soc.*, **55**, 703 (1933).  
<sup>386</sup> Borsche and Pammer, *Ber.*, **54**, 102 (1921).  
<sup>387</sup> Close, *J. Am. Chem. Soc.*, **79**, 1455 (1957).  
<sup>388</sup> Arnold and Craig, *J. Am. Chem. Soc.*, **72**, 2728 (1950).

- 389 Berezovskii, Kurdyukova, and Preobrazhenskii, *Zhur. Priklad. Khim.*, **22**, 533 (1949) *C.A.*, **44**, 2463 (1950)].
- 390 Buck and Ide, *J. Am. Chem. Soc.*, **53**, 1536 (1931).
- 391 von Auwers and Seyfried, *Ann.*, **484**, 178 (1930).
- 392 Henrich, *Ann.*, **351**, 172 (1907).
- 393 Perold and Reiche, *J. Am. Chem. Soc.*, **79**, 465 (1957).
- 394 Brewster and Kline, *J. Am. Chem. Soc.*, **74**, 5179 (1952).
- 395 Vinkler and Autheried, *Acta Univ. Szegediensis, Chem. et Phys.*, **2**, 50 (1948) [*C.A.*, **45**, 580 (1951)].
- 396 Buu-Hoï, Hoan, and Royer, *Bull. soc. chim. France*, **1950**, 489.
- 397 Henrich and Wirth, *Ber.*, **37**, 731 (1904).
- 398 Cain, Simonsen, and Sumter, *J. Chem. Soc.*, **103**, 1035 (1913).
- 399 von Auwers, *Ber.*, **62**, 1320 (1929).
- 400 Hasselstrom and Hampton, *J. Am. Chem. Soc.*, **61**, 3445 (1939).
- 401 Buu-Hoï and Cagniant, *Rec. trav. chim.*, **62**, 719 (1943).
- 402 Bruyn, *Compt. rend.*, **228**, 1953 (1949).
- 402 Buu-Hoï, *J. Org. Chem.*, **19**, 721 (1954).
- 404 Kohler, *Am. Chem. J.*, **31**, 642 (1904).
- 405 Buu-Hoï, Hoan, and Xuong, *J. Am. Chem. Soc.*, **72**, 3992 (1950).
- 406 Beckmann, *Ber.*, **19**, 988 (1886).
- 407 Vargha and Gonczy, *J. Am. Chem. Soc.*, **72**, 2738 (1950).
- 408 Lachmann, *J. Am. Chem. Soc.*, **46**, 1477 (1924).
- 409 Hudlický, *Chem. Listy*, **51**, 470 (1957) [*C.A.*, **51**, 10443 (1957)].
- 410 Turnbull, *Chem. & Ind. (London)*, **1956**, 350.
- 411 Brodskii, *Izvest. Akad. Nauk S.S.S.R., Otdel Khim.*, **1949**, 3 [*C.A.*, **43**, 5011 (1949)].
- 412 Meerwein, *Angew. Chem.*, **67**, 374 (1955).
- 413 Exner, *Chem. Listy*, **48**, 1634 (1951) [*C.A.*, **49**, 14674 (1955)].
- 414 Lampert and Bordwell, *J. Am. Chem. Soc.*, **73**, 2369 (1951).
- 415 Amet, Bovin, and Dewar, *Can. J. Chem.*, **35**, 180 (1957) [*C.A.*, **51**, 11281 (1957)].
- 416 Montagne, *Rec. trav. chim.*, **25**, 376 (1906).
- 417 Brady and Mehta, *J. Chem. Soc.*, **125**, 2297 (1924).
- 418 Meisenheimer and Gaiser, *Ann.*, **539**, 95 (1939).
- 419 Sutton and Taylor, *J. Chem. Soc.*, **1931**, 2190.
- 420 Meisenheimer, Hanssen, and Wachterowitz, *J. prakt. Chem.*, [2] **119**, 315 (1928).
- 421 Shah and Ichaporia, *J. Univ. Bombay*, **3**, 172 (1934) [*C.A.*, **29**, 4755 (1935)].
- 422 Meisenheimer, *Ann.*, **539**, 99 (1939).
- 423 Scharwin and Schorigin, *Ber.*, **36**, 2025 (1903).
- 424 Schnackenburg and School, *Ber.*, **36**, 654 (1903).
- 425 Betti and Becciolini, *Gazz. chim. ital.*, **45**, **II**, 218 (1915).
- 426 Poccianti, *Gazz. chim. ital.*, **45**, **II**, 111 (1915).
- 427 Campbell and Woodham, *J. Chem. Soc.*, **1952**, 843.
- 428 Munchmeyer, *Ber.*, **19**, 1845 (1886); **20**, 228 (1887).
- 429 Baither, *Ber.*, **20**, 1731 (1887).
- 430 Lerner and Peters, *J. Chem. Soc.*, **1952**, 680.
- 431 Ecary, *Ann. chim. (Paris)*, [12] **3**, 445 (1948).
- 432 Lynch and Reid, *J. Am. Chem. Soc.*, **55**, 2515 (1933).
- 433 Beckmann, Liesche, and Correns, *Ber.*, **56**, 341 (1923).
- 434 Bradsher and Swerlick, *J. Am. Chem. Soc.*, **72**, 4189 (1950).
- 435 Cass (to du Pont), U.S. pat. 2,221,369 (1940) [*C.A.*, **35**, 584 (1941)].
- 436 Schlack (to Alien Property Custodian), U.S. pat. 2,313,026 (1943) [*C.A.*, **37**, 5078 (1943)].
- 437 Wiest and Hopff (to I. G. Farbenind.), Ger. pat. 736,735 (1943) [*C.A.*, **38**, 2967 (1944)].
- 438 (To Badische Anilin und Soda Fabrik), Ger. Pat. 863,657 (1957).
- 439 Lowery, Ger. pat. appl. D 4,334 (1952).
- 440 Stephen and Staskun, *J. Chem. Soc.*, **1956**, 4694.
- 441 Van Krevelen and De Gelder (to Maatschappij voor Kohlenbeiverkung) U.S. pat. 2,769,000 (1956).

- 446 Todd, Chase, Kenner, and Webb, *J. Chem. Soc.*, **1956**, 1371.
- 448 Donaruma and England (to du Pont), U.S. pat. 2,769,807 (1956) [*C.A.*, **51**, 6685 (1957)]; Novotny, Czech. pats. 85,505 and 85,524 (1957) [*C.A.*, **51**, 463 (1957)].
- 444 Hildebrand and Bogert, *J. Am. Chem. Soc.*, **58**, 650 (1936).
- 445 Wallach, *Ann.*, **312**, 177 (1900).
- 448 Oxley and Short, Brit. pat. 577,696 (1946).
- 447 Marvel and Eck, *Org. Syntheses*, **17**, 60 (1937).
- 446 Lukes and Smolek, *Collection Czechoslov. Chem. Commun.*, **11**, 506 (1939) [*C.A.*, **34**, 7868 (1940)].
- 449 Mokudai and Oda, *Bull. Inst. Phys. Chem. Research (Tokyo)*, **20**, 343 (1941) [*C.A.*, **36**, 3049 (1942)].
- 450 Ruzicka, *Helv. Chim. Acta*, **4**, 472 (1921).
- 451 (To Dai Nippon Celluloid Co.), Jap. pat. 157,331 (1943) [*C.A.*, **44**, 1531 (1950)].
- 452 Hopff and Wiest (to I. G. Farbenind.), Ger. pat. 755,944 (1944).
- 458 Stieckdorn and Hentrick (to Deutsche Hydrierwerke), Ger. pat. 919,047 (1954).
- 454 Schlack (to I. G. Farbenind.), U.S. pat. 2,249,177 (1941) [*C.A.*, **35**, 6599 (1941)].
- 455 (To Bata), Fr. pat. 903,687 (1945).
- 456 (To I. G. Farbenind.), Fr. pat. 1,001,570 (1952).
- 457 Oxley and Short, (to Boots Pure Drug Co.), Brit. pat. 577,696 (1946) [*C.A.*, **41**, 2433 (1947)].
- 458 Moller, Bayer, and Wilms (to Farbenfabriken Bayer), Ger. pat. 924,866 (1955).
- 459 (To Bata), Belg. pat. 448,478 (1943) [*C.A.*, **41**, 6576 (1947)].
- 460 Aikawa (to Oriental Rayon Co.), Jap. pat. 6,178 (1951) [*C.A.*, **50**, 3673 (1956)].
- 461 (To Directie van de Staatsmijnen im Limburg), Fr. pat. 1,023,858 (1953).
- 468 Taubock (to I. G. Farbenind.), Ger. pat. 686,902 (1939) [*C.A.*, **38**, 2663 (1944)].
- 463 Tokura, Asami, and Tado, *Sci. Repts. Research Insts., Tohoku Univ.*, **A8**, 149 (1956) [*C.A.*, **51**, 4944 (1957)].
- 464 (To Directie van de Staatsmijnen im Limburg), Dutch pat. 78,624 (1955) [*C.A.*, **50**, 13989 (1956)].
- 465 Van Krevelin (to Stamicarbon N.V.), Ger. pat. appl. M 13,706 (1957).
- 466 Novotny and Bauer (to Farbenfabriken Bayer), Ger. pat. 834,987 (1952) [*C.A.*, **51**, 14789 (1957)].
- 467 Cohn (to Brit. Celanese Ltd.), Brit. pat. 750,222 (1956) [*C.A.*, **50**, 15579 (1956)].
- 468 Blaser and Tischberek (to Henkel and Cie), Ger. pat. 944,730 (1956).
- 469 Cohn, Groombridge, and Lincoln (to Brit. Celanese Ltd.), U.S. pat. 2,723,266 (1956) [*C.A.*, **50**, 15580 (1956)].
- 470 Wagner and O'Hara (to Olin Matheson Corp.), U.S. pat. 2,797,216 (1957).
- 471 (To Bata), Belg. pat. 447,859 (1942).
- 472 Barnett, Cohn, and Lincoln (to Brit. Celanese Ltd.), U.S. pat. 2,754,298 (1956) [*C.A.*, **51**, 2583 (1957)].
- 473 (To Stamicarbon), Belg. pat. 534,950 (1955).
- 474 Coffman, Cox, Martin, Mochel, and van Natta, *J. Polymer Sci.*, **3**, 85 (1948).
- 475 Donat and Nelson, *J. Org. Chem.*, **22**, 1107 (1957).
- 478 Schaffler and Ziegenbein, *Chem. Ber.*, **88**, 1374 (1955).
- 477 Wallach, *Ann.*, **346**, 249 (1906).
- 478 Wallach, *Ann.*, **332**, 337 (1904).
- 479 Knunyants and Fabrichnyi, *Doklady Akad. Nauk S.S.S.R.*, **85**, 793 (1952) [*C.A.*, **47**, 9945 (1953)].
- 480 Schaffler, Kaufold, and Ziegenbein, *Chem. Ber.*, **88**, 1906 (1955).
- 481 (To Inventa A. G.), Swiss pat. 287,863 (1953) [*C.A.*, **49**, 2490 (1955)].
- 482 Kipping, *Proc. Chem. Soc.*, **1893**, 240.
- 483 Peters, *Ber.*, **40**, 240 (1907).
- 484 Pailer and Allmer, *Monatsh.*, **86**, 819 (1955).
- 485 Mosher, Farker, Williams, and Oakwood, *J. Am. Chem. Soc.*, **74**, 4627 (1952).
- 486 Morris (to Shell Development Co.), U.S. pat. 2,462,009 (1949) [*C.A.*, **43**, 3451 (1949)].
- 487 Montgomery and Dougherty, *J. Org. Chem.*, **17**, 823 (1952).



- <sup>488</sup> Read and Cook, *J. Chem. Soc.*, **127**, 2782 (1925).  
<sup>489</sup> Wallach and Fritzsche, *Ann.*, **336**, 247 (1904).  
<sup>490</sup> Cusmano, *Gazz. chim. ital.*, **42**, **I**, 1 (1919).  
<sup>491</sup> Burrows and Eastman, *J. Am. Chem. Soc.*, **79**, 3756 (1957).  
<sup>492</sup> Hardy, Ward, and Day, *J. Chem. Soc.*, **1956**, 1979.  
<sup>493</sup> Knunyants and Fabrichnyi, *Doklady Akad. Nauk S.S.S.R.*, **68**, 523 (1949) [*C.A.*, **44**, 1469 (1950)].  
<sup>494</sup> Wallach, *Ann.*, **408**, 163 (1914).  
<sup>495</sup> Lloyd, Matternas, and Horning, *J. Am. Chem. Soc.*, **77**, 5932 (1955).  
<sup>498</sup> Barnes and Beachem, *J. Am. Chem. Soc.*, **77**, 5388 (1955).  
<sup>497</sup> Walbaum, *J. prakt. Chem.*, [2] **113**, 166 (1926).  
<sup>498</sup> Ruzicka, *Helv. Chim. Acta*, **9**, 230 (1926).  
<sup>499</sup> Cassaday and Bogert, *J. Am. Chem. Soc.*, **63**, 1452 (1941).  
<sup>500</sup> Litvan and Robinson, *J. Chem. Soc.*, **1938**, 1997.  
<sup>501</sup> Kaufmann, *Mem. Congr. cient. Mex., IV, Centenario Univ., Mexico*, **2**, 107 (1953) [*C.A.*, **49**, 7585 (1955)].  
<sup>502</sup> Schmidt-Thomé, Ger. pat. 871,010 (1949) (*Chem. Zentr.*, **1953**, 6938).  
<sup>503</sup> Rosenkrantz, Mancera, Sondheimer, and Djerassi, *J. Org. Chem.*, **21**, 520 (1956).  
<sup>504</sup> Buckmuhl, Ehrhart, Ruschig, and Aumiller, Ger. pat. 723,615 (1942) [*C.A.*, **37**, 5558 (1943)].  
<sup>505</sup> Schmidt-Thomé, *Angew. Chem.*, **67**, 715 (1955).  
<sup>506</sup> Barnes, Barton, Fawcett, and Thomas, *J. Chem. Soc.*, **1952**, 2339.  
<sup>507</sup> Schenck and Kirchof, *Z. physiol. Chem.*, **166**, 142 (1927).  
<sup>508</sup> Borsche, *Nachr. kgl. Ges. Wiss. Göttingen*, **1920**, 192 (*Chem. Zentr.*, **1921**, **III**, 174).  
<sup>509</sup> Schmidt-Thomé, *Ann.*, **603**, 43 (1957).  
<sup>510</sup> Schenck, *Z. physiol. Chem.*, **128**, 53 (1923).  
<sup>511</sup> Schenck and Kirchof, *Z. physiol. Chem.*, **180**, 107 (1929).  
<sup>512</sup> Schenck, *Z. physiol. Chem.*, **89**, 360 (1914).  
<sup>513</sup> Schenck, *Z. physiol. Chem.*, **211**, 88 (1932).  
<sup>514</sup> Schenck, *Z. physiol. Chem.*, **263**, 55 (1940).  
<sup>515</sup> Tsuda and Hayatsu, *J. Am. Chem. Soc.*, **78**, 4107 (1956).  
<sup>516</sup> Djerassi and Hodges, *J. Am. Chem. Soc.*, **78**, 3534 (1956).  
<sup>517</sup> Dickerman and Lindwell, *J. Org. Chem.*, **14**, 534 (1949).  
<sup>518</sup> Cymerman-Craig and Willis, *J. Chem. Soc.*, **1955**, 1071; Steinkopf, *Ann.*, **403**, 17 (1914).  
<sup>519</sup> Foldi, *Acta Chim. Acad. Sci. Hung.*, **6**, 307 (1955) [*C.A.*, **51**, 1983 (1957)].  
<sup>520</sup> Van der Meer, Koffmann, and Veldstino, *Rec. trav. Chim.*, **72**, 236 (1953).  
<sup>521</sup> Rumpel, *Arch. Pharm.*, **237**, 233 (1899) (*Chem. Zentr.*, **1899**, **I**, 1284; **1900**, **II**, 581).  
<sup>522</sup> Mameli, *Gazz. chim. ital.*, **56**, 759 (1926).  
<sup>523</sup> Hennion and O'Brian, *J. Am. Chem. Soc.*, **71**, 2933 (1949).  
<sup>524</sup> Truce and Simmons, *J. Org. Chem.*, **22**, 617 (1957).  
<sup>525</sup> Ostrogovich and Tanislau, *Gazz. chim. ital.*, **66**, 672 (1936).  
<sup>526</sup> Stark, *Ber.*, **40**, 3425 (1907).  
<sup>527</sup> Etienne and Staehelin, *Compt. rend.*, **230**, 1960 (1950).  
<sup>528</sup> Matsumura, *J. Am. Chem. Soc.*, **57**, 124 (1935).  
<sup>529</sup> Galinawsky and Kainz, *Monatsh.*, **77**, 137 (1947).  
<sup>530</sup> Villiani and Papa, *J. Am. Chem. Soc.*, **72**, 2722 (1950).  
<sup>531</sup> Van Ark, *Arch. Pharm.*, **238**, 321 (1900) (*Chem. Zentr.*, **1900**, **II**, 581).  
<sup>532</sup> Burger, Wartman, and Lutz, *J. Am. Chem. Soc.*, **60**, 2628 (1938).  
<sup>533</sup> Nobis, Blaydinelli, and Blaney, *J. Am. Chem. Soc.*, **75**, 3384 (1953).  
<sup>534</sup> Buu-Hoi, Lescot, and Xuong, *J. Chem. Soc.*, **1956**, 2408.  
<sup>535</sup> Buu-Hoi and Hoan, *J. Org. Chem.*, **17**, 643 (1952).  
<sup>536</sup> Buu-Hoi and Royer, *J. Org. Chem.*, **16**, 1198 (1951).  
<sup>537</sup> Ghigi, *Ber.*, **75**, 1316 (1942).  
<sup>538</sup> Benary and Psille, *Ber.*, **57**, 828 (1924).  
<sup>539</sup> Schapf, *Ann.*, **452**, 211 (1927).  
<sup>540</sup> Fuson and Kao, *J. Am. Chem. Soc.*, **54**, 313 (1932).

- <sup>541</sup> Königs, *Ber.*, **40**, 648, 2873 (1907).  
<sup>542</sup> Small and Mallanu, *J. Org. Chem.*, **5**, 286 (1940).  
<sup>543</sup> Kohler, *J. Am. Chem. Soc.*, **46**, 1733 (1924).  
<sup>544</sup> Borschè, *Ber.*, **40**, 737 (1907).  
<sup>544a</sup> Beckmann and Koster, *Ann.*, **274**, 1 (1893).  
<sup>545</sup> Blatt, *J. Am. Chem. Soc.*, **56**, 2774 (1934).  
<sup>546</sup> Rydon, Williams, and Smith, *J. Chem. Soc.*, **1957**, 1900.  
<sup>547</sup> Badger and Seidler, *J. Chem. Soc.*, **1954**, 2329.  
<sup>548</sup> Graebe and Honigsberger, *Ann.*, **311**, 257 (1900).  
<sup>549</sup> Green and Saville, *J. Chem. Soc.*, **1956**, 3887.  
<sup>550</sup> Diels and Van der Leeden, *Ber.*, **38**, 3357 (1905).  
<sup>550a</sup> Reissert, *Ber.*, **41**, 3810 (1908).  
<sup>551</sup> Goldschmidt, *Ber.*, **20**, 484 (1887).  
<sup>552</sup> Konowalov, *J. Russ. Phys.-Chem. Soc.*, **33**, 45 (1901) [*Chem. Zentr.*, **1901**, **II**, 1002].  
<sup>553</sup> Leuckart, *Ber.*, **20**, 110 (1887).  
<sup>554</sup> Nagata and Takeda, *J. Pharm. Soc. Japan*, **72**, 1566 (1952) [*C.A.*, **47**, 10504 (1953)].  
<sup>555</sup> Blaise and Blanc, *Compt. rend.*, **129**, 886 (1899).  
<sup>556</sup> Komatsu and Yamaguchi, *Mem. Coll. Sci., Kyoto Imp. Univ.*, **6**, 245 (1923) [*C.A.*, **17**, 3495 (1923)].  
<sup>557</sup> Wallach and Rojahn, *Ann.*, **313**, 367 (1900).  
<sup>558</sup> Diels and Sharkoff, *Ber.*, **46**, 1862 (1913).  
<sup>559</sup> Diels, Buddenberg, and Wang, *Ann.*, **451**, 223 (1927).  
<sup>560</sup> Haller and Bauer, *Compt. rend.*, **156**, 1503 (1913).  
<sup>561</sup> Rappoport and Pasky, *J. Am. Chem. Soc.*, **78**, 3788 (1956).  
<sup>562</sup> Blatt and Barnes, *J. Am. Chem. Soc.*, **58**, 1900 (1936).  
<sup>563</sup> Gheorghiu and Cozubschi-Sciurevici, *Ann. sci. univ. Jassy*, Sect. 1, **28**, 209 (1942) [*C.A.*, **38**, 3276 (1944)].  
<sup>564</sup> Matsumura, *J. Am. Chem. Soc.*, **57**, 955 (1935).  
<sup>565</sup> Rappoport and Lavigne, *J. Am. Chem. Soc.*, **75**, 5329 (1953).  
<sup>565</sup> Bently and Ringl, *J. Org. Chem.*, **22**, 424 (1957).  
<sup>567</sup> Findlay, *J. Org. Chem.*, **21**, 644 (1956).  
<sup>568</sup> Baiardo, *Gazz. chim. ital.*, **56**, 567 (1926).  
<sup>569</sup> Hauser and Hoffenberg, *J. Org. Chem.*, **20**, 1496 (1955).  
<sup>570</sup> Bamberger, *Ber.*, **33**, 1781 (1888).  
<sup>571</sup> Brady and Whitehead, *J. Chem. Soc.*, **1927**, 2033.  
<sup>572</sup> Meisenheimer, Theilacker, and Beisswenger, *Ann.*, **495**, 249 (1932).  
<sup>573</sup> Brady and Dunn, *J. Chem. Soc.*, **123**, 1783 (1923).  
<sup>574</sup> Ponzio and Avogadro, *Gazz. chim. ital.*, **53**, 311 (1923).  
<sup>575</sup> Martinet and Coisset, *Compt. rend.*, **172**, 1234 (1921).  
<sup>576</sup> Ressay and Ortodocsu, *Bull. soc. chim. France*, [4] **33**, 637 (1923).  
<sup>577</sup> Moluch and Minslow, *J. Org. Chem.*, **20**, 1311 (1955).  
<sup>578</sup> Coldwell and Jones, *J. Chem. Soc.*, **1946**, 599.  
<sup>579</sup> Coleman and Pyle, *J. Am. Chem. Soc.*, **68**, 2007 (1946).  
<sup>580</sup> Pechmann, *Ber.*, **30**, 2791, 2873 (1897).  
<sup>581</sup> Kröhnke, *Ann.*, **604**, 203 (1957).  
<sup>582</sup> Scholl and Donat, *Ber.*, **64**, 318 (1931).  
<sup>583</sup> Oddo and Curti, *Gazz. chim. ital.*, **54**, 577 (1924).  
<sup>584</sup> Blatt and Russell, *J. Am. Chem. Soc.*, **58**, 1903 (1936).  
<sup>585</sup> Fox, Dunn, and Stoddard, *J. Org. Chem.*, **6**, 410 (1914).  
<sup>586</sup> Terent'ev and Makarova, *Vestnik Moskov Univ.*, **1947**, No. 4, 101 [*C.A.*, **42**, 1590 (1948)].  
<sup>587</sup> Buu-Hoi, Royer, Daudel, and Martin, *Bull. soc. chim. France*, **1948**, 329.  
<sup>588</sup> Hukki, *Acta Chem. Scand.*, **3**, 288 (1949) [*C.A.*, **43**, 7916 (1949)].  
<sup>589</sup> Kaslow, Genser, and Goodspeed, *Proc. Indiana Acad. Sci.*, **59**, 134 (1950) [*C.A.*, **45**, 8534 (1951)].  
<sup>590</sup> Bahner, Scott, Cate, Walden, and Baldrige, *J. Am. Chem. Soc.*, **73**, 4013 (1951).  
<sup>591</sup> v. Schickh (to Badische Anilin und Soda Fabrik), Ger. pat. 1,024,515 (1956).  
<sup>592</sup> (To Stamicarbon), Dutch pat. 81,037 (1956) [*C.A.*, **51**, 2853 (1957)].  
<sup>593</sup> Samlo, Lemetre, Giolitti, Marahini, and Pierucci, *Chim. e ind. (Milan)*, **39**, 905 (1957).

## CHAPTER 2

# THE DEMJANOV AND TIFFENEAU-DEMJANOV RING EXPANSIONS

PETER A. S. SMITH AND DONALD R. BAER\*

*University of Michigan*

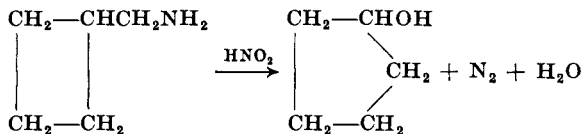
### CONTENTS

	PAGE
INTRODUCTION . . . . .	158
MECHANISM . . . . .	158
SCOPE AND LIMITATIONS . . . . .	163
Ring Size . . . . .	163
Unsaturated Rings . . . . .	163
Heterocyclic Rings . . . . .	164
Alkyl and Aryl Substitution . . . . .	165
Bicyclic and Polycyclic Systems . . . . .	169
Rings Substituted with Other Functional Groups . . . . .	171
APPLICATION TO SYNTHESIS . . . . .	172
EXPERIMENTAL CONDITIONS . . . . .	175
EXPERIMENTAL PROCEDURES . . . . .	178
Cycloheptanone . . . . .	178
3-Hydroxydodecahydroheptalene and Decahydroheptalene by the Demjanov Rearrangement. . . . .	178
Cycloheptanol by the Demjanov Rearrangement . . . . .	178
Cyclooctanone by the Tiffeneau-Demjanov Rearrangement . . . . .	179
TABULAR SURVEY . . . . .	180
Table I. Mononuclear Carbocyclic Rings . . . . .	181
Table II. Polynuclear Carbocyclic Systems with Fusion at a Single Side . . . . .	185
Table III. Polynuclear Systems with Fusion at More than One Edge . . . . .	187
Table IV. Heterocyclic Rings . . . . .	187

\* Present address: Jackson Laboratory, E. I. du Pont de Nemours and Company, Inc.,  
Wilmington, Delaware.

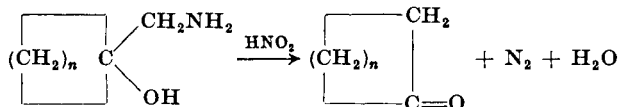
## INTRODUCTION

The reaction of aminomethylcycloalkanes with nitrous acid to produce cycloalkanols in which the ring is larger by one carbon atom is known as the Demjanov (Demianov, Demjanow, Dem'yanov) rearrangement. The first example of this type of ring expansion was encountered by Demjanov and Luschnikov in 1901,<sup>1</sup> but was not recognized until 1903 when cyclopentanol was identified as one of the products formed from cyclobutanemethylamine.<sup>2</sup> Since that time the reaction has been



extended to rings of many sizes. Olefins almost invariably accompany the alcohols that are formed. The Demjanov rearrangement includes within its scope the rearrangements that occur when acyclic amines are treated with nitrous acid as well as the ring expansions considered in this chapter.

A highly useful extension of the Demjanov reaction, reported in 1937 by Tiffeneau, Weill, and Tchoubar,<sup>3</sup> consists of the treatment of 1-aminomethylcycloalkanols with nitrous acid, forming ring-enlarged ketones. Since Tiffeneau's name is associated with other reactions, the term



Tiffeneau-Demjanov ring expansion will be used in this chapter to designate ring enlargements by pinacolic deamination.

Inasmuch as both alcohols and ketones can be converted readily to amines, and ketones can be converted to amino alcohols, the Demjanov or Tiffeneau-Demjanov ring expansion can be made the key step in the conversion of a cyclic alcohol or ketone into its next higher ring homolog.

## MECHANISM

The Demjanov ring enlargement may be regarded as a special case of the rearrangement which so often accompanies the reaction of aliphatic

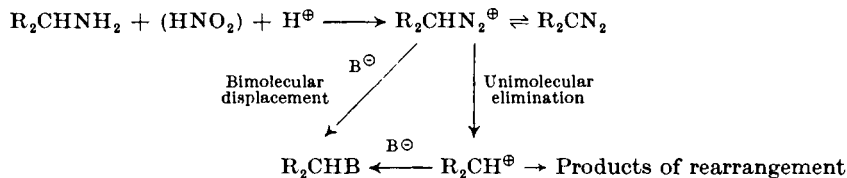
<sup>1</sup> Demjanov and Luschnikov, *J. Russ. Phys.-Chem. Soc.*, **33**, 279 (1901) (*Chem. Zentr.*, **1901**, II, 335).

<sup>2</sup> Demjanov and Luschnikov, *J. Russ. Phys.-Chem. Soc.*, **35**, 26 (1903) (*Chem. Zentr.*, **1903**, I, 828).

<sup>3</sup> Tiffeneau, Weill, and Tchoubar, *Compt. rend.*, **205**, 54 (1937).

primary amines with nitrous acid. Accordingly, information concerning its mechanism can be derived from investigations of analogous reactions of acyclic compounds. Similarly, the Tiffeneau-Demjanov ring expansion may be regarded as a special case of the semi-pinacol rearrangement, or pinacolic deamination.

Recent extensive kinetic investigations have established with high probability that the initial step of the reaction of most, if not all, amines with nitrous acid involves the free amine and a derivative of nitrous acid, such as  $N_2O_3$ , and results in the formation of a diazonium ion.<sup>4-10</sup> Such an ion is unstable in an aliphatic system, and may lose nitrogen by several possible paths or lose a proton from the  $\alpha$ -carbon atom to give a diazo compound. Since the product formed by unimolecular elimination of nitrogen is a carbonium ion, the large body of information about the behavior of carbonium ions is applicable to nonreductive deaminations in general.



Both the Demjanov and the Tiffeneau-Demjanov ring expansions are commonly regarded as special cases of the rearrangement of a carbonium ion.<sup>11-15</sup> It is immediately seen that rearrangement is always competitive with a displacement reaction which precludes rearrangement, as well as with the possible combination of the unrearranged carbonium ion with a base. Consequently it is not surprising that rearrangement is generally only one of several reactions that take place.

These considerations are illustrated by the reaction of cyclohexanemethylamine with nitrous acid in dilute aqueous acetic acid.<sup>16</sup> The

<sup>4</sup> Austin, Hughes, Ingold, and Ridd, *J. Am. Chem. Soc.*, **74**, 555 (1952).

<sup>5</sup> Hughes, Ingold, and Ridd, *J. Chem. Soc.*, **1958**, 58.

<sup>6</sup> Hughes, Ingold, and Ridd, *J. Chem. Soc.*, **1958**, 65.

<sup>7</sup> Hughes, Ingold, and Ridd, *J. Chem. Soc.*, **1958**, 77.

<sup>8</sup> Hughes, Ingold and Ridd, *J. Chem. Soc.*, **1958**, 88.

<sup>9</sup> Hughes and Ridd, *J. Chem. Soc.*, **1958**, 70.

<sup>10</sup> Hughes and Ridd, *J. Chem. Soc.*, **1958**, 82.

<sup>11</sup> Hückel and Wilip, *J. prakt. Chem.*, [2] **158**, 21 (1941).

<sup>12</sup> Tchoubar, *Bull. soc. chim. France*, **1951**, C44.

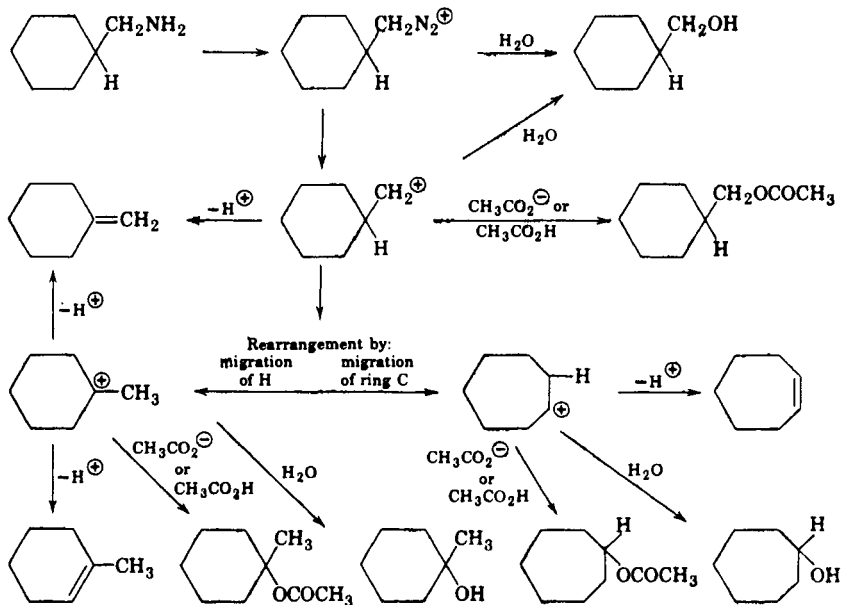
<sup>13</sup> Wheland, *Advanced Organic Chemistry*, p. 512, John Wiley & Sons, New York, 1949.

<sup>14</sup> Alexander, *Principles of Ionic Organic Reactions*, pp. 49-51, John Wiley & Sons, New York, 1950.

<sup>15</sup> Fuson, *Advanced Organic Chemistry*, p. 523, John Wiley & Sons, New York, 1950.

<sup>16</sup> Smith and Baer, *J. Am. Chem. Soc.*, **74**, 6135 (1952).

products which result are cyclohexylcarbinol, 1-methylcyclohexanol, cycloheptanol, the acetates of these alcohols, and a mixture of isomeric olefins (cycloheptene<sup>17</sup> and presumably some methylenecyclohexane and 1-methylcyclohexene). Cycloheptanol and its acetate are the principal products. Rearrangement by migration of a hydride ion or a ring carbon



atom as shown is to be expected from the consideration that a secondary or tertiary carbonium ion is thereby produced from a primary one, in accord with the known relative stabilities of such species.<sup>18</sup> Predominance of ring expansion over the formation of tertiary alcohol is a fortunate circumstance arising from the higher entropy of activation required for hydrogen migration.<sup>19</sup>

The acetate esters are formed in amounts out of proportion to the stoichiometric concentration of acetic acid; the relative preferences of carbonium ions for the various nucleophilic species that may be available to them are governed by somewhat complex considerations which have not been completely elucidated.<sup>11, 20</sup>

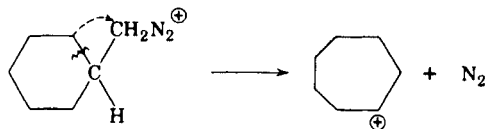
<sup>17</sup> Ruzicka and Brugger, *Helv. Chim. Acta*, **9**, 399 (1926).

<sup>18</sup> Dostrovsky, Hughes, and Ingold, *J. Chem. Soc.*, **1946**, 173.

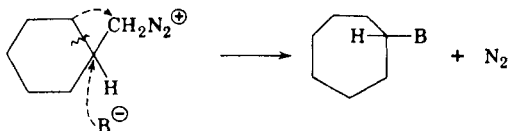
<sup>19</sup> Cannell and Taft, *J. Am. Chem. Soc.*, **78**, 5813 (1956).

<sup>20</sup> Hine, *Physical Organic Chemistry*, pp. 134-167, McGraw-Hill, New York, 1956.

In addition to the foregoing interpretation, aliphatic diazonium ions may be considered to yield a rearranged carbonium ion directly by internal displacement.<sup>21</sup> Furthermore this process may be considered to be a concerted one, leading then directly from a diazonium ion to a final



product of rearranged structure without passing through a carbonium ion stage. The evidence available at present does not permit one to specify with certainty the path or paths by which the Demjanov rearrangement



occurs. However, the carbonium ion path is supported by the success with which knowledge of the behavior of carbonium ions can be applied in interpreting amine-nitrous acid rearrangements. A general theoretical treatment of aliphatic deaminations, embracing the situations in which ring expansion is possible, has recently been given by Streitwieser.<sup>22, 23</sup>

Of historical interest is the earlier concept that a diazonium compound (usually written as a non-ionic hydroxide) may simultaneously lose water and nitrogen to form a cyclopropane derivative, which by cleavage of any of the three bonds of the cyclopropane ring might give rise to the observed products.<sup>24, 25</sup> One is reminded of this concept by the polycyclic, non-classical carbonium ion proposed more recently to account for the singular behavior of cyclopropanemethylamine.<sup>26</sup> The facts that cyclobutylamine undergoes partial ring contraction<sup>24</sup> and cyclopropanemethylamine partial expansion,<sup>27</sup> to give in each case a nearly 1 : 1 mixture of cyclobutanol and cyclopropylcarbinol,<sup>28</sup> have been explained on the basis of

<sup>21</sup> Bernstein and Whitmore, *J. Am. Chem. Soc.*, **61**, 1324 (1939).

<sup>22</sup> Streitwieser and Schaeffer, *J. Am. Chem. Soc.*, **79**, 2888 (1957).

<sup>23</sup> Streitwieser, *J. Org. Chem.*, **22**, 861 (1957).

<sup>24</sup> Demjanov, *Ber.*, **40**, 4961 (1907).

<sup>25</sup> Wallach and Fleischer, *Ann.*, **353**, 318 (1907).

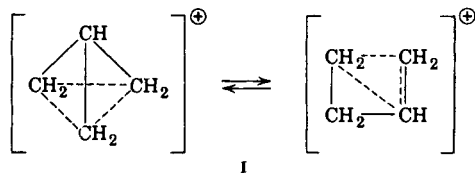
<sup>26</sup> Roberts and Mazur, *J. Am. Chem. Soc.*, **73**, 3542 (1951); Roberts, 16th National Organic Chemistry Symposium, American Chemical Society, Seattle, June, 1959.

<sup>27</sup> Demjanov, *Ber.*, **40**, 4393 (1907); *J. Russ. Phys.-Chem. Soc.*, **39**, 1077 (1907).

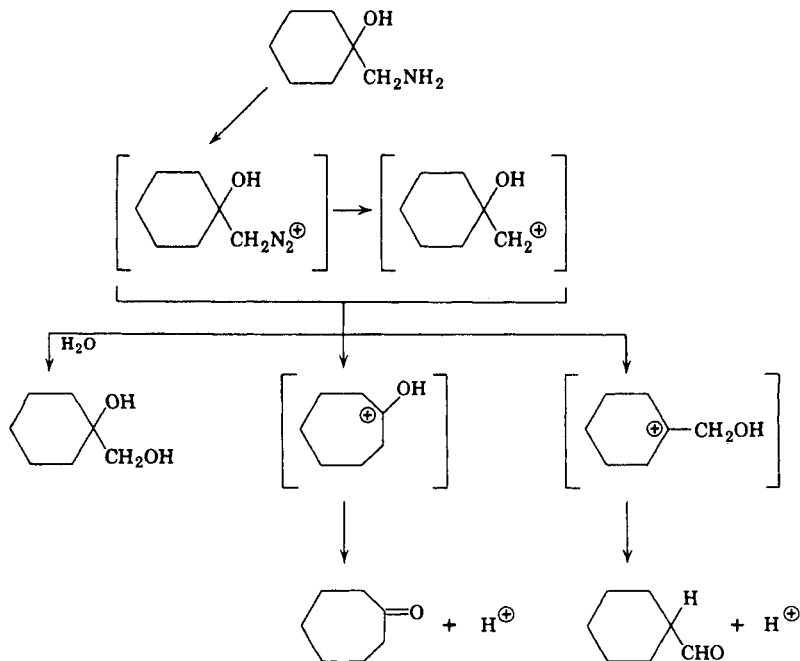
<sup>28</sup> Skrabal, *Monatsh.*, **70**, 420 (1937).

a common set of intermediates deduced to have structures represented by I.<sup>26</sup>

The mechanisms of the Tiffeneau-Demjanov and the Demjanov ring expansions are fundamentally the same. However, two important effects are operative in the former that favor ring expansion. There is no hydrogen atom in the position from which it could migrate in competition



with a ring carbon atom; also, the ion resulting from rearrangement bears its positive charge on a protonated carbonyl group, an arrangement generally of much lower energy than a simple carbonium ion structure. As a result, ring expansion is more complete, and the product does not contain the substantial amount of olefins found in the Demjanov reaction.





In a consideration of the expansion of unsymmetrical rings, the question of "migration aptitudes" arises. The same circumstance introduces the possibility of diastereomeric aminomethylcycloalkanes, and with it the possibility of steric control of the direction of enlargement. Experimental evidence to resolve these questions is incomplete and in part contradictory.<sup>29</sup> However, there is partial evidence for steric control of the course, of the Tiffeneau-Demjanov expansion in the steroid field.<sup>30-33</sup> Since steric control has been demonstrated in the analogous noncyclic pinacolic deamination,<sup>34</sup> and the pertinence of conformational factors has been justified in a general way,<sup>22, 35</sup> steric control in ring expansions seems probable.

### SCOPE AND LIMITATIONS

**Ring Size.** All ring sizes from cyclopropane<sup>27, 36</sup> through cycloöctane<sup>17</sup> have been expanded by the Demjanov method with some degree of success. The ratio of the yield of the alcohol with one more carbon atom in the ring to the alcohol with the same carbon skeleton as the amine varies from 1 : 1 for cyclopropanemethylamine<sup>36</sup> through a maximum of  $> 3 : 1$  for cyclobutane-<sup>2</sup> and cyclopentane-methylamines<sup>37</sup> to 2 : 3 for cycloöctanemethylamine.<sup>17</sup> The presence of substituents on the rings would be expected to change these ratios. It appears that the Demjanov expansion is most useful for the preparation of five-, six-, and seven-membered rings, and is of considerably less value for the preparation of smaller or larger rings.

The Tiffeneau-Demjanov expansion has been successfully applied to the preparation of five-,<sup>38</sup> six-, seven-, eight-, and nine-membered rings.<sup>39</sup> with a slight decrease in yield with increasing ring size.<sup>40</sup> It has not yet been applied to the expansion of three-membered rings. Whenever a comparison has been made, the Tiffeneau-Demjanov method has given a higher yield.

**Unsaturated Rings.** Two cycloalkenemethylamines have been studied, each one having a double bond on the carbon atom holding the

<sup>29</sup> Wendler, Taub, and Slates, *J. Am. Chem. Soc.*, **77**, 3559 (1955).

<sup>30</sup> Goldberg and Studer, *Helv. Chim. Acta*, **24**, 295E (1941).

<sup>31</sup> Heusser, Herzig, Fürst, and Plattner, *Helv. Chim. Acta*, **33**, 1093 (1950).

<sup>32</sup> Ramirez and Stafiej, *J. Am. Chem. Soc.*, **77**, 134 (1955).

<sup>33</sup> Ramirez and Stafiej, *J. Am. Chem. Soc.*, **78**, 644 (1956).

<sup>34</sup> Pollak and Curtin, *J. Am. Chem. Soc.*, **72**, 961 (1950).

<sup>35</sup> Cram and McCarty, *J. Am. Chem. Soc.*, **79**, 2866 (1957).

<sup>36</sup> Roberts and Mazur, *J. Am. Chem. Soc.*, **73**, 2509 (1951).

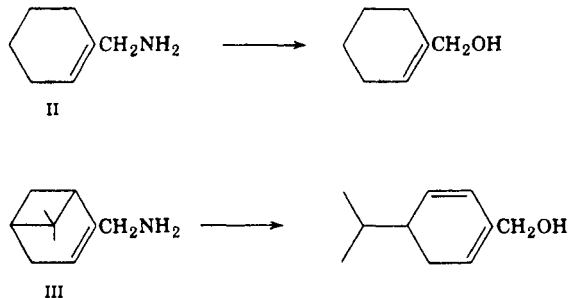
<sup>37</sup> Smith, Baer, and Ege, *J. Am. Chem. Soc.*, **76**, 4564 (1954).

<sup>38</sup> Roberts and Gorham, *J. Am. Chem. Soc.*, **74**, 2278 (1952).

<sup>39</sup> Ruzicka, Plattner, and Wild, *Helv. Chim. Acta*, **26**, 1631 (1943).

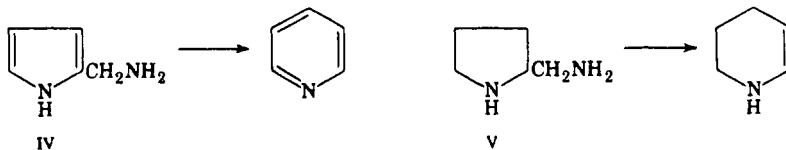
<sup>40</sup> Tchoubar, *Bull. soc. chim. France*, **1949**, 164.

aminomethyl group. Cyclohexene-1-methylamine (II) forms only the unrearranged alcohol,<sup>41</sup> and aminoterebenthen (III) undergoes an allylic rearrangement but not ring expansion. In the latter case the results must be interpreted with caution since uncertainties as to the structures of the starting material and product exist.



There are no data regarding the effect of an isolated double bond in a simple ring system, but expansion would be expected to be less affected in these cases.

**Heterocyclic Rings.** Of the small number of aminoheterocyclic compounds to which the Demjanov expansion has been applied, 2-aminomethylpyrrole (IV) and 2-aminomethylpyrrolidine (V) have given low

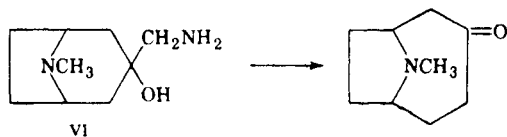


yields of pyridine and tetrahydropyridine, respectively.<sup>42</sup> It should be noted that the position of the nitrogen atom inevitably involves it in the structure of the carbonium ion formed in the rearrangement. The presence of a nitrogen (or other) atom further removed from the site of the expansion would be expected to have less effect on the course of the reaction. This presumption is supported by the success of the single reported example of the Tiffeneau-Demjanov expansion of a heterocyclic ring; 3-aminomethyl-3-tropanol (VI) gave R-homotropinone in good yield.<sup>43</sup>

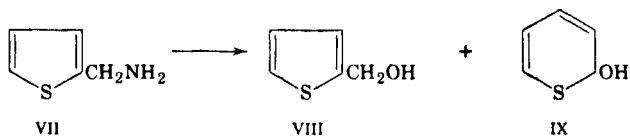
<sup>41</sup> Jacquier and Zagdoun, *Bull. Soc. chim. France*, **1952**, 699.

<sup>42</sup> Putoshin, *J. Russ. Phys.-Chem. Soc.*, **62**, 2226 (1930) [*C.A.*, **25**, 3996 (1931)].

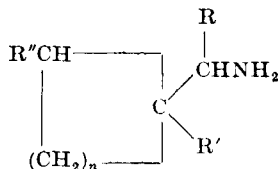
<sup>43</sup> Cope, Nace, and Estes, *J. Am. Chem. Soc.*, **72**, 1123 (1950).



One sulfur heterocycle, 2-thenylamine (VII), has been shown to give the unrearranged alcohol VIII and a small amount of what appears to be hydroxythiopyran (IX). Complete ring enlargement of 2-aminomethylfuran to 2-hydroxypyran has been reported.<sup>43a</sup>



**Alkyl and Aryl Substitution.** Three cases of significantly different consequences can be distinguished: substitution on the aminomethyl carbon atom (R in the following formula); on the ring carbon atom attached to the aminomethyl group (R'), and elsewhere on the ring (R'').

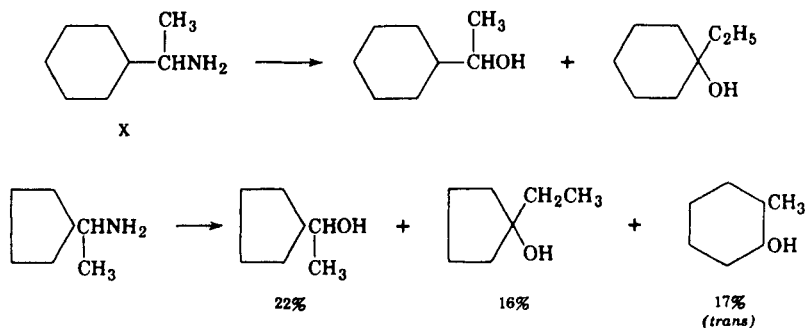


Substitution of an aryl or alkyl group on the aminomethyl side chain (R) invariably hinders both the Demjanov and the Tiffeneau-Demjanov expansions. Thus  $\alpha$ -cyclohexylethylamine (X)<sup>32, 37</sup> and its 4-methyl derivative<sup>37, 44</sup> do not give detectable amounts of cycloheptane derivatives, and  $\alpha$ -cyclobutyl- and  $\alpha$ -cyclopentyl-ethylamine give less expansion than retention of ring size.<sup>37</sup> The presence of a phenyl group introduces an even greater hindrance to ring expansion as evidenced by the fact that no Demjanov-type ring expansion occurs when  $\alpha$ -cyclopentyl-<sup>37</sup> or  $\alpha$ -cyclohexyl-benzylamine<sup>45</sup> is treated with nitrous acid. Only the unrearranged alcohols are obtained. Further proof of the stabilization of the benzyl cation is shown by the fact that 2-phenylcyclohexylamine

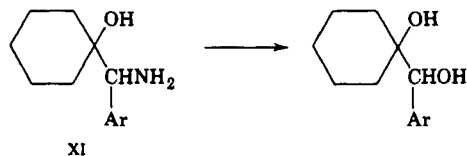
<sup>43a</sup> Colonge and Corbet, *Compt. rend.*, **247**, 2144 (1958).

<sup>44</sup> Wallach and Pohle, *Nachr. kgl. Ges. Wiss. Göttingen*, **1915**, 1-27 (16/1) (*Chem. Zentr.* **1915**, II, 828).

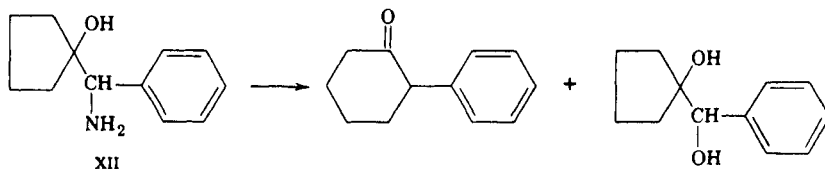
<sup>45</sup> Elphimoff-Felkin and Tchoubar, *Compt. rend.*, **233**, 799 (1951).



contracts its ring to form the same alcohol that arises from  $\alpha$ -cyclopentylbenzylamine on treatment with nitrous acid.<sup>46</sup> The same results are obtained in the Tiffeneau-Demjanov expansion of three different  $\alpha$ -(1-hydroxycyclohexyl)benzylamines (XI). Five-membered rings containing



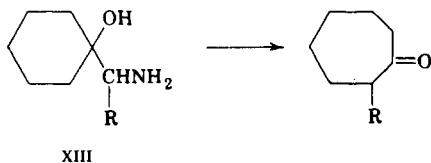
an aryl group on the aminomethyl side chain, in contrast to the six-membered rings, will enlarge under the Tiffeneau-Demjanov conditions. Thus  $\alpha$ -(1-hydroxycyclopentyl)benzylamine (XII) produces about equal amounts of expanded and nonexpanded rings. Since both alkyl and aryl



substitution, particularly the latter, increase the stability of a carbonium ion, such substitution on the aminomethyl side chain saps the driving force of the ring expansion; only when additional driving force is available, such as by relief of ring strain or change to a more stable type of positive ion, does expansion occur when the side chain bears an alkyl group.

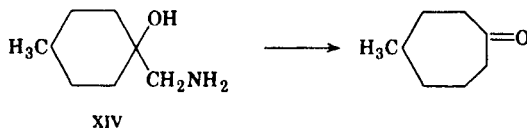
<sup>46</sup> Nightingale and Maienthal, *J. Am. Chem. Soc.*, **72**, 4823 (1950).

Thus 1-( $\alpha$ -aminoalkyl)cyclohexanols (XIII) rearrange readily to give 2-alkylcycloheptanones.<sup>47</sup>



In contrast, substitution at the ring carbon atom attached to the aminomethyl group ( $R'$ ) would be expected to favor expansion. Evidence on this point is confined to four examples, in which there are some uncertainties about the structures of the products.  $\alpha$ -(1-Phenylcyclopentyl)ethylamine appears to undergo ring expansion without occurrence of side reactions to an appreciable extent, showing that a 1-phenyl group can completely override the hindrance to ring expansion due to a methyl substituent on the side chain.<sup>37</sup> Two cyclopentanemethylamine derivatives bearing 1-methyl groups and 1-methylcyclopropylmethylamine<sup>26</sup> have been found to give ring-enlarged alcohols,<sup>48-50</sup> indicating no adverse affect on ring expansion of the substitution of the 1-carbon atom.

Substitution on a ring carbon atom in a position other than the 1 position does not significantly affect the course of the expansion reactions if the substituent is symmetrically placed. Thus 4-methylcyclohexanemethylamine<sup>51</sup> and 4-methyl-1-hydroxycyclohexanemethylamine (XIV)<sup>40,52</sup> give good yields of 4-methylcycloheptanol and 4-methylcycloheptanone, respectively.



An unsymmetrically placed substituent on an aminomethylcycloalkane or aminomethylcycloalkanol gives rise to the possibility of alternative directions of expansion leading to products which are position isomers. In most cases of this type, mixtures have been obtained with one isomer usually predominating markedly over the other if the substituent was in

<sup>47</sup> Elphimoff-Felkin and Tchoubar, *Compt. rend.*, **233**, 964 (1951).

<sup>48</sup> Bredt, *J. prakt. Chem.*, [2], **95**, 70 (1917).

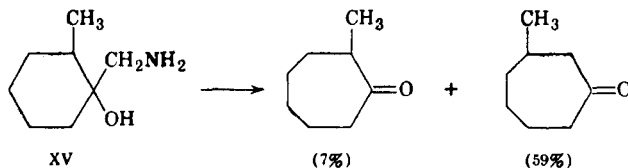
<sup>49</sup> Errera, *Gazz. chim. ital.*, **22**, **II**, 109 (1892).

<sup>50</sup> Rupe and Splittgerber, *Ber.*, **40**, 4311 (1907).

<sup>51</sup> Qudrat-i-Khuda and Ghosh, *J. Indian Chem. Soc.*, **17**, 19 (1940).

<sup>52</sup> F. F. Blicke, private communication.

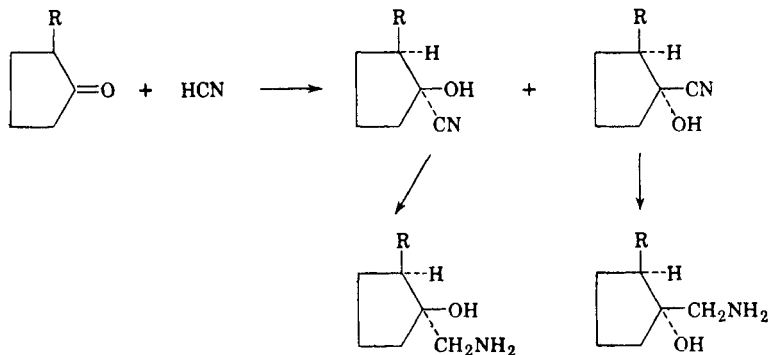
the 2 position. Thus 1-aminomethyl-2-methylcyclohexanol (XV) gave a 66% yield of ketones consisting of 2- and 3-methylcycloheptanone in the proportion 1 : 9, while 1-aminomethyl-3-methylcyclohexanol gave 3- and



4-methylcycloheptanones in nearly equal amounts.<sup>40</sup> Other examples are encountered among the bicyclic compounds (see the next section) and in the tables. Information on the Demjanov expansion of unsymmetrically substituted rings is limited to the indication that mixtures are produced.<sup>53, 54</sup>

Since diastereomers of unsymmetrically substituted cyclic compounds are possible, the probable steric control of the direction of the expansion must be considered (see p. 163). The stereochemical nature of the amine to be subjected to ring expansion will depend on the method by which it was prepared. It is thus probable that the ratios of position isomers are determined at least in part by factors governing the reactions by which the amines were prepared, and that different routes for synthesizing an amine may result in different ratios of the position isomers of the product of ring expansion.

Since the amino alcohols required for the Tiffeneau-Demjanov expansion are usually produced by reduction of an addition product of a ketone (such as a cyanohydrin), a substituent in the 2 position has a much

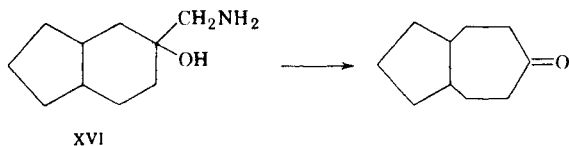


<sup>53</sup> Barbier, *Helv. Chim. Acta*, **23**, 519 (1940).

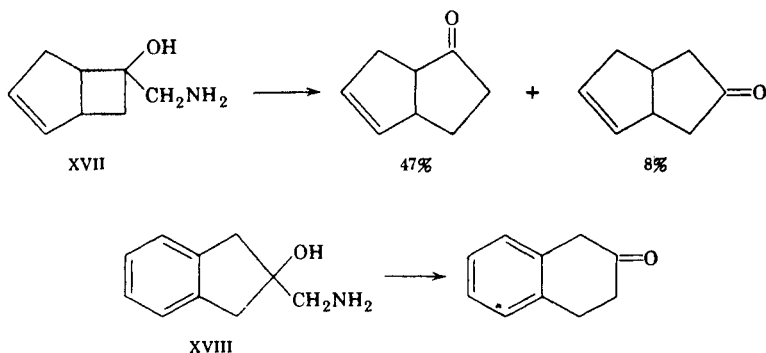
<sup>54</sup> Barbier, *Helv. Chim. Acta*, **23**, 524 (1940).

greater influence than one further removed from the site of reaction, since it influences the stereochemistry of the addition product. Similar considerations presumably apply to the Demjanov expansion; however, the stereochemical nature of the amine is usually determined by a reductive step, such as the hydrogenation of an unsaturated nitrile.

**Bicyclic and Polycyclic Systems.** The principal synthetic application of the Demjanov and Tiffeneau-Demjanov ring expansions has been to polynuclear systems. Apart from the formation of position isomers when the aminomethyl group is unsymmetrically placed, ring expansion proceeds normally by both methods. Thus 5-aminomethylhydrindane has been converted to a mixture of isomeric bicyclo[5.3.0]-



decanols,<sup>55,56</sup> and 5-aminomethylhydrindan-5-ol (XVI) has been converted to a mixture of bicyclo[5.3.0]decanones (largely the 4-isomer) in useful yields. A mixture of 1-keto- and 2-keto-hexahydropentalene in the ratio 85 : 15 has been obtained from 6-aminomethylbicyclo[3.2.0]-2-hepten-6-ol (XVII).<sup>38</sup> Expansion is successful when one nucleus is aromatic, as shown by the conversion of  $\beta$ -aminomethyl- $\beta$ -hydrindeneol (XVIII) to  $\beta$ -tetralone.<sup>40</sup>

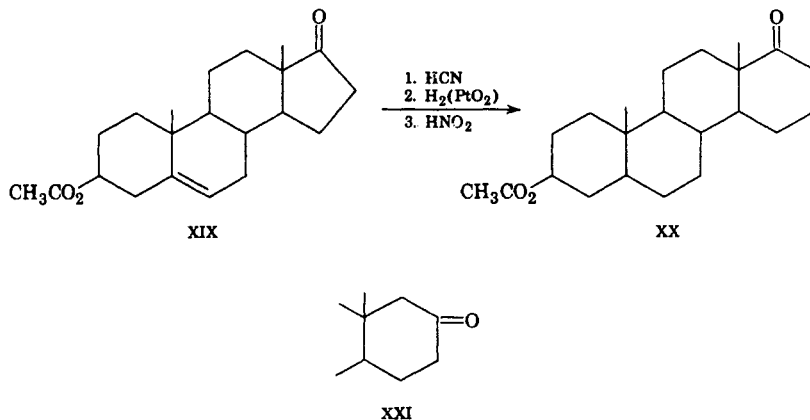


A number of steroids have been converted to ring homologs by the Tiffeneau-Demjanov method. The expanded ring was in all cases fused

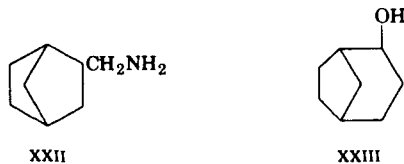
<sup>55</sup> Arnold, *Ber.*, **76**, 777 (1943).

<sup>56</sup> Plattner, Fürst, and Studer, *Helv. Chim. Acta*, **30**, 1091 (1947).

to a saturated cyclohexane ring, but other portions of the molecules contained benzene nuclei, ethylenic double bonds, ester groups, hydroxyl groups, or an epoxide group. Of particular interest is the fact that the stereochemistry of the ring fusion of the expanded ring was apparently undisturbed.<sup>57</sup> Throughout these examples the expanded ring was unsymmetrical and the formation of isomeric ketones was to be expected, but in practice one isomer always predominated. Thus from the hydrogenated cyanohydrin of *trans*-dehydroandrosterone acetate (XIX) there was obtained 37% of 3- $\beta$ -acetoxy-17 $\alpha$ -keto-D-homoandrosterane (XX) and 5% of its 16-keto isomer (XXI).<sup>58</sup> However, when the diastereomeric cyanohydrins were separated beforehand, the major isomer gave only the 17 $\alpha$ -ketone.<sup>31</sup>



Expansion of rings that are part of a cage structure has been accomplished by the Demjanov route. Thus 2,5-endomethylenehexahydrobenzylamine (XXII) gave bicyclo[3.2.1]octan-2-ol (XXIII) in good yield,<sup>58a</sup> and  $\omega$ -aminoisocamphane gave an R-homocamphenilol of uncertain positional and stereochemical nature.<sup>59</sup> The opening of a bicyclic



<sup>57</sup> Goldberg and Studer, *Helv. Chim. Acta*, **25**, 1553 (1942).

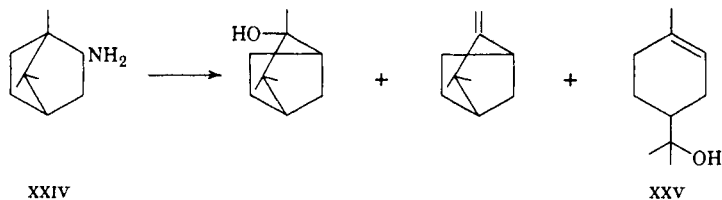
<sup>58</sup> Goldberg and Wydler, *Helv. Chim. Acta*, **26**, 1142 (1943).

<sup>58a</sup> Kornblum and Iffland, *J. Am. Chem. Soc.*, **71**, 2137 (1949).

<sup>59</sup> Lipp, Dessauer, and Wolf, *Ann.*, **525**, 271 (1936).

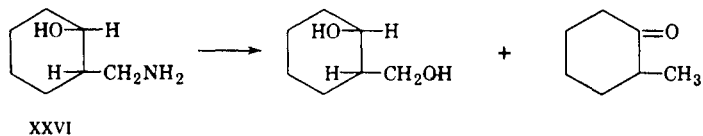


structure is illustrated by the behavior of bornylamine (XXIV).<sup>60</sup> The major products, camphene and its hydrate, are the result of the usual Demjanov reaction; as a consequence of the bicyclic structure, the expansion of the ring not bearing the amino group simultaneously contracts the other ring. In addition, about 20% of (+)- $\alpha$ -terpineol (XXV) is formed; the opening of the transannular bridge can also be accounted for as a carbonium ion rearrangement. Isobornylamine gives only camphene and its hydrate.



**Rings Substituted with Other Functional Groups.** The information about the effect of other functional groups on attempted ring expansion is limited to the several examples cited in the discussion of steroids, a few hydroxy compounds, and to two halogen compounds.

Compounds containing a hydroxyl group attached to the carbon atom bearing the aminomethyl group present the special case of the Tiffeneau-Demjanov ring expansion. A hydroxyl group in the 2 position of cyclohexanemethylamine has been reported to prevent ring expansion.<sup>61</sup> From the *trans* isomer XXVI a mixture of the corresponding glycol and



2-methylcyclohexanone is obtained, and from the *cis* isomer cyclohexanecarboxaldehyde is also formed. *trans*-2-Hydroxycyclopentanemethylamine similarly gives 2-methylcyclopentanone and the unrearranged glycol. From 2-methyl-2-hydroxycyclohexanemethylamine only the glycol was obtained.

Halogenated rings show less tendency for ring enlargement. 2-Chlorocyclohexanemethylamine is reported to undergo no rearrangement.<sup>62</sup>

<sup>60</sup> Hückel and Nerdel, *Ann.*, **528**, 57 (1937).

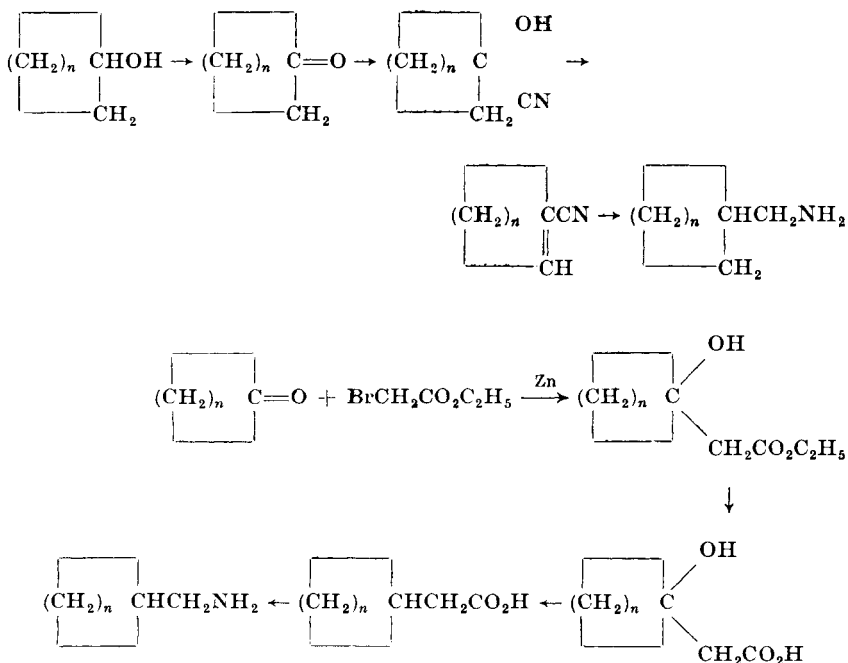
<sup>61</sup> Mousseron, Jullien, and Winternitz, *Compt. rend.*, **226**, 1909 (1946).

<sup>62</sup> Mousseron, Jullien, and Winternitz, *Bull. soc. chim. France*, **1948**, 878.

Since 2,2,3,3-tetrafluorocyclobutanemethylamine gives the unrearranged alcohol as the sole product,<sup>63</sup> it appears that the presence of highly electronegative substituents such as fluorine inhibits ring expansion.

### APPLICATION TO SYNTHESIS

The Demjanov ring expansion can be made the essential step in the conversion of a cyclic alcohol into its ring homolog when combined with one of several methods for preparing the aminomethyl compound from the alcohol. The obvious route via the cycloalkyl halide, cyanide, and reduction is not generally used because the reaction of a cycloalkyl halide with cyanide usually gives a poor yield of nitrile. Alternatively, the cyanide can be obtained via the Grignard reagent and the carboxylic acid. The alternative that often presents advantages consists of oxidation of the alcohol to a ketone, followed by preparation of the cyanohydrin, dehydration, and reduction.<sup>17</sup> In many cases direct reduction of the cyanohydrin is possible, and then the Tiffeneau-Demjanov expansion is used. Unsaturated nitriles can be reduced successfully by catalytic hydrogenation<sup>17</sup> or with sodium and alcohol.<sup>17, 51</sup> A slightly longer route

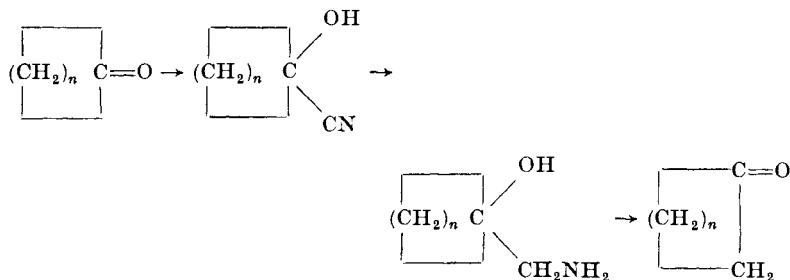


<sup>63</sup> Baer, *J. Org. Chem.*, **23**, 1560 (1958).

makes use of the Reformatskii reaction,<sup>64</sup> followed by reduction to a cycloalkylacetic acid and degradation of the carboxyl group to an amino group.<sup>65</sup>

If ring expansion of an available cyclic alcohol is not the objective, other routes to aminomethylcycloalkanes may of course be used. The reduction of nitrosites, obtained by the addition of oxides of nitrogen to cycloalkenes with exocyclic double bonds, is a rare but applicable method.<sup>66</sup> The aminomethylcyclohexanes can be prepared by hydrogenation of the corresponding benzylamine or by the hydrogenation of an arylacetic acid<sup>65</sup> followed by any of the several methods for replacement of a carboxyl group by an amino group.<sup>67-69</sup>

The Tiffeneau-Demjanov expansion is somewhat more easily adapted to the preparation of the next higher ring homologs. A cyclic ketone may be converted in three steps, via its cyanohydrin and reduction to the aminocycloalkanol, to the next higher cyclic ketone. The reduction of cyanohydrins is usually successful by low-pressure hydrogenation with



platinum oxide catalyst.<sup>56,70-73</sup> Cyanohydrins vary in the ease with which they dissociate into ketone and hydrogen cyanide, and the occasionally poor results of catalytic hydrogenation have been attributed to the easy reversal and poisoning of the catalyst by the hydrogen cyanide

<sup>64</sup> Bachmann and Hoffman, in Adams, *Organic Reactions*, Vol. I, pp. 224-262, John Wiley & Sons, New York, 1944.

<sup>65</sup> Wallach, *Ann.*, **353**, 284 (1907).

<sup>66</sup> Wallach and Isaac, *Ann.*, **346**, 243 (1906).

<sup>67</sup> Wallis and Lane, in Adams, *Organic Reactions*, Vol. III, pp. 267-306, John Wiley & Sons, New York, 1946.

<sup>68</sup> Wolf, in Adams, *Organic Reactions*, Vol. III, pp. 307-336, John Wiley & Sons, New York, 1946.

<sup>69</sup> Smith, in Adams, *Organic Reactions*, Vol. III, pp. 337-450, John Wiley & Sons, New York, 1946.

<sup>70</sup> Tchoubar, *Compt. rend.*, **212**, 1033 (1941).

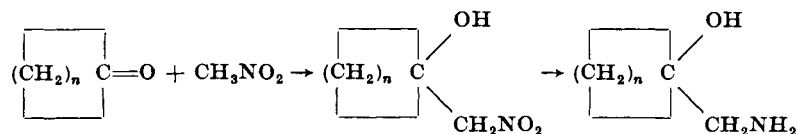
<sup>71</sup> Gutsche, *J. Am. Chem. Soc.*, **71**, 3513 (1949).

<sup>72</sup> Goldberg and Kirchensteiner, *Helv. Chim. Acta*, **26**, 288 (1943).

<sup>73</sup> Tchoubar, *Bull. soc. chim. France*, **1949**, 160.

formed.<sup>73</sup> Cyclohexanone cyanohydrin presents such a case;<sup>70, 72-74</sup> consequently 1-aminomethylcyclohexanol is usually prepared either by reduction of the cyanohydrin with lithium aluminum hydride<sup>74</sup> or by electrolytic<sup>75</sup> or chemical<sup>76</sup> reduction of the nitromethane-cyclohexanone adduct. Reduction of some cyanohydrins with lithium aluminum hydride<sup>74, 77, 78</sup> also proceeds poorly, for the basic reagent appears to favor the reversal.<sup>31, 38</sup> However, the greater specificity of lithium aluminum hydride, which does not reduce unconjugated double bonds, makes it a desirable reagent for the reduction of cyanohydrins.<sup>79</sup> Thus dehydroepiandrosterone acetate was successfully expanded at ring D without disturbing the double bond in ring B; lithium aluminum hydride was used for the reduction of the cyanohydrin.<sup>31</sup> Dissociation of a cyanohydrin can be overcome by acetylation, and the route is then synthetically useful.<sup>31, 38</sup> However, acetylation of the cyanohydrin hydroxyl group does not appear to improve the yields in catalytic hydrogenation.<sup>72</sup> Dissociation of the cyanohydrin can also be prevented by temporarily converting the hydroxyl group to an ether with vinyl isopropyl ether<sup>80</sup> or dihydropyran.<sup>81</sup>

Cyclic ketones have occasionally been condensed with nitromethane to give 1-nitromethylcycloalkanols<sup>76, 82</sup> which can be reduced to 1-aminomethylcycloalkanols.<sup>76</sup> Such nitro alcohols appear to require rather



specific conditions for satisfactory reduction, but they have been reduced successfully both catalytically<sup>76</sup> and electrolytically.<sup>75</sup>

Amino alcohols for the Tiffeneau-Demjanov expansion have also been produced by the reaction of ammonia with epoxides,<sup>3</sup> but this route is not used much because the epoxides are relatively inaccessible.<sup>40</sup> Another route not involving reduction is the Reformatskii reaction between a

<sup>74</sup> Nace and Smith, *J. Am. Chem. Soc.*, **74**, 1861 (1952).

<sup>75</sup> Blicke, Doorenbos, and Cox, *J. Am. Chem. Soc.*, **74**, 2924 (1952).

<sup>76</sup> Dauben, Ringold, Wade, and Anderson, *J. Am. Chem. Soc.*, **73**, 2359 (1951).

<sup>77</sup> Blicke, Azuara, Doorenbos, and Hotelling, *J. Am. Chem. Soc.*, **75**, 5418 (1953).

<sup>78</sup> Nystrom and Brown, *J. Am. Chem. Soc.*, **70**, 3738 (1948).

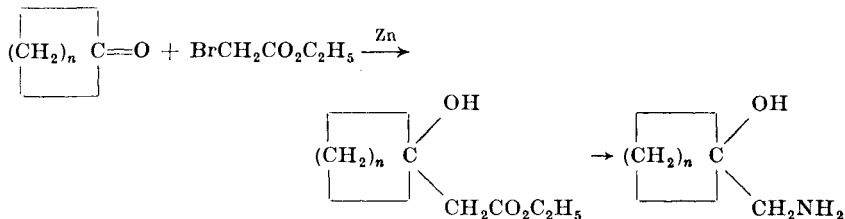
<sup>79</sup> Brown, in Adams, *Organic Reactions*, Vol. VI, pp. 409-571, John Wiley & Sons, New York, 1951.

<sup>80</sup> Tchoubar, *Compt. rend.*, **237**, 1006 (1953).

<sup>81</sup> Elphimoff-Felkin, *Compt. rend.*, **236**, 387 (1953).

<sup>82</sup> Nightingale, Erickson, and Shackelford, *J. Org. Chem.*, **17**, 1005 (1952).

cyclic ketone and ethyl bromoacetate, followed by conversion of the carboxylic ester to the amine.<sup>83</sup>



### EXPERIMENTAL CONDITIONS

The general procedure is to dissolve the amine in dilute aqueous acid, add excess aqueous sodium nitrite, and, when the evolution of nitrogen ceases, to isolate the product either by steam distillation or by extraction with an immiscible solvent. The optimum *pH* appears to be not far from 7, in agreement with the formulation of the reaction as one between the free base and nitrous acid. It has been shown that high acidity (*pH* 3) stops the reaction of aliphatic amines with nitrous acid.<sup>84</sup> At too low acidity (*pH* 7 or above), the reaction either does not occur or is impractically slow. The desired *pH* is readily provided by dissolving the amine or its acetate in excess dilute acetic acid.<sup>2, 3, 25</sup> Alternatively, the amine hydrochloride may be used with a few drops of excess acid (mineral or acetic).<sup>1, 50, 85</sup> Occasionally other salts, such as oxalates,<sup>66</sup> have been used. Hydrochloric,<sup>77</sup> sulfuric,<sup>75</sup> and perchloric<sup>36</sup> acids have been used successfully, but when acids of this strength are used the excess must be small. Sodium dihydrogen phosphate and phosphoric acid are quite satisfactory,<sup>16, 37</sup> but, owing to the weak acidity of the former reagent, reaction is slow.

Although the choice of acid is often dictated by convenience, the possible involvement of the anion of the acid in the reaction should not be overlooked. This does not appear to be important in the Tiffeneau-Demjanov expansion where the product results by elimination of a proton, even though halohydrins are by-products when the halide ion concentration is high.<sup>86, 87</sup> In the Demjanov expansion, the last step is a combination of an intermediate with a nucleophilic species, commonly water. It has been demonstrated that the alkyl group of an amine undergoing deamination with nitrous acid is ultimately found combined

<sup>83</sup> Bergmann and Sulzbacher, *J. Org. Chem.*, **16**, 84 (1951).

<sup>84</sup> Kornblum and Iffland, *J. Am. Chem. Soc.*, **71**, 2137 (1949).

<sup>85</sup> Alder and Windemuth, *Ber.*, **71**, 2404 (1938).

<sup>86</sup> Felkin, *Compt. rend.*, **226**, 819 (1948).

<sup>87</sup> Tchoubar, *Bull. soc. chim. France*, **1949**, 169.

to some extent with all anions present,<sup>88</sup> and that the relative amounts may not be in proportion to their concentrations.<sup>11</sup> Alcohols produced by the Demjanov expansion in acetic acid solution are usually heavily contaminated with their acetate esters.<sup>16</sup> It is for this reason that phosphate<sup>16</sup> and perchlorate<sup>36</sup> solutions have been used.

The temperature is usually adjusted to 0° at the start of the Demjanov or Tiffeneau-Demjanov reaction, allowed to rise slowly to room temperature, and finally raised to near 100°. The choice of an initially low temperature is perhaps in part due to the instability of free nitrous acid, and partly due to the very occasionally rapid evolution of nitrogen; nevertheless, it does not appear to be generally necessary. When gas evolution has subsided, heating is begun. Successful results have also been obtained without heating, when the reaction mixture was allowed to stand for several hours.<sup>40,43</sup> The time and temperature required appear to depend as much on the acidity of the medium as on the nature of the amine.

The source of nitrous acid is almost invariably sodium or potassium nitrite, although in the older literature the use of silver nitrite with amine hydrochlorides is described.<sup>49,69</sup> Excesses of nitrite as high as 50%<sup>72</sup> and 200%<sup>40</sup> have been used, although one equivalent is the common amount. Since some nitrous acid is almost invariably lost through disproportionation, the use of only one equivalent of nitrite usually leads to recovery of considerable amounts of unreacted amine.<sup>16,17,56</sup> Because nitrous acid may react with the olefinic products accompanying the Demjanov expansion and with the ketones from the Tiffeneau-Demjanov expansion, it is best to avoid an unnecessary excess. An effective scheme is to use at first one equivalent, remove the products which are formed (by steam distillation or extraction), and then treat the remaining aqueous solution with fresh portions of acid and nitrite.<sup>85</sup>

Moderately dilute solutions are usual, about 5–20% in amine and the same range of a weak acid, if one is employed; for strong acids, as has been mentioned, the total quantity is kept at little more than that equivalent to the amine, and the acid is usually diluted to a concentration of less than 10%.

Since the deamination products are usually not basic; they commonly separate from solution as the reaction proceeds. Solid products can, of course, be removed by filtration. Liquid products are commonly isolated by extraction with ether and fractional distillation of the dried extracts. Steam distillation from the reaction mixture<sup>53,54,85</sup> is occasionally employed; it has the advantage of freeing the product from the

<sup>88</sup> Whitmore and Langlois, *J. Am. Chem. Soc.*, **54**, 3441 (1932).

<sup>89</sup> Demjanov, *J. Russ. Phys.-Chem. Soc.*, **36**, 166 (1904) (*Chem. Zentr.*, **1904**, **1**, 1214).

nonvolatile tars which are so often formed, especially in the Demjanov expansion, and to some extent from the small amounts of glycols sometimes formed in the Tiffeneau-Demjanov expansion.<sup>77, 87</sup>

The products of a Demjanov expansion are easily separated into an olefin (lower boiling) and an alcohol fraction; either or both may, of course, be the desired product. Purification of the alcohol fraction is generally not practicable by distillation, owing to the similar boiling points of the isomeric alcohols. Where acetic acid solutions have been used, esters must first be saponified or cleaved with lithium aluminum hydride. Since the unrearranged alcohol is almost always primary, and the expanded alcohol is almost always secondary, either oxidation or differential esterification<sup>17, 51, 54</sup> may be used to separate the isomers. The small amounts of tertiary alcohols that are sometimes present may also often be eliminated by such procedures. Oxidation, usually with chromic acid, converts the expanded alcohol to a ketone and the primary alcohol either to an aldehyde or acid, allowing separation by obvious means.<sup>17, 51</sup> Esterification of primary alcohols with phthalic anhydride, usually in benzene solution, is fairly rapid; esterification of secondary alcohols is much slower and requires prolonged heating, and tertiary alcohols are either dehydrated or unaffected.<sup>90</sup> The alkyl hydrogen phthalates produced can be separated from unesterified material by extraction with very dilute alkali and then recrystallized.<sup>51, 90</sup> Regeneration of the alcohol by saponification presents no complications.<sup>17, 54, 90</sup> The olefins produced in the Demjanov reaction usually are not easily separated from each other, but oxidation to ketones, keto acids, or acids may elucidate their structures.<sup>17</sup>

The products of a Demjanov expansion usually include small amounts of nitrogen-containing compounds which often appear in the high-boiling residue. These substances are usually neglected. Those isolated have been identified as nitroalkanes,<sup>60, 91</sup> which presumably result from the action of oxides of nitrogen on the olefins formed.

The isolation of the ketones from Tiffeneau-Demjanov expansions is somewhat simpler, since the principal accompanying substances (other than unreacted amine) are glycols which are very much less volatile than the ketones. However, when it is not desirable to separate the ketone by distillation, as in the steroid field, it may be necessary to separate the ketone through the semicarbazone,<sup>38, 72</sup> by reaction with Girard's reagents, or by chromatography.<sup>72, 92</sup>

<sup>90</sup> Ingersoll, in Adams, *Organic Reactions*, Vol. II, p. 393, John Wiley & Sons, New York, 1944.

<sup>91</sup> Cook, Jack, and Loudon, *J. Chem. Soc.*, **1952**, 607.

<sup>92</sup> Goldberg and Studer, *Helv. Chim. Acta*, **24**, 478 (1941).

## EXPERIMENTAL PROCEDURES

**Cycloheptanone.** Detailed directions for the preparation of cycloheptanone in a 40–42% over-all yield from cyclohexanone by the Tiffeneau-Demjanov rearrangement are given in *Organic Syntheses*.<sup>93</sup>

**3-Hydroxydodecahydroheptalene and Decahydroheptalene by the Demjanov Rearrangement.**<sup>94</sup> To a solution of 7.1 g. of 2'-aminomethylcyclohexanocycloheptane and 3.5 ml. of glacial acetic acid in 70 ml. of water is added a solution of 4.2 g. of sodium nitrite in 28 ml. of water, and the mixture is heated on a water bath until the evolution of nitrogen ceases. The oil that separates is extracted with ether and the extracts are washed with aqueous sodium hydroxide, dried, and distilled to give two main fractions: (a) 1.5 g. (23%) of crude olefins, b.p. 53–93°/0.5 mm.; and (b) 3.6 g. (51%) of crude alcohols, b.p. 105–115°/1 mm. Redistillation of fraction (a) over sodium gives decahydroheptalene as a colorless oil (1.0 g., 14%) b.p. 58–62°/0.5 mm. Fraction (b) consists mainly of 3-hydroxydodecahydroheptalene.

**Cycloheptanol by the Demjanov Rearrangement.**<sup>16,37</sup> To a solution of 45 g. (0.038 mole) of syrupy, 85% orthophosphoric acid in about 300 ml. of water containing some ice is added 56.5 g. (0.5 mole) of cyclohexanemethylamine; a white, crystalline precipitate forms. A solution of 35 g. (0.5 mole) of sodium nitrite in about 60 ml. of water is added all at once to the cold amine solution, boiling chips are added, and the mixture is allowed to stand for one hour in a 1-l. round-bottomed flask. During this time the precipitate dissolves, nitrogen is slowly evolved, and an oil separates. The reaction mixture is then distilled; an efficient condenser should be used if it is desired to avoid loss of olefin. After most of the oil has come over (usually 200–250 ml. of distillate), distillation is stopped and the distilland is cooled somewhat; 7.5 g. (0.107 mole) of sodium nitrite in concentrated aqueous solution and 4.5 g. (0.04 mole) of 85% orthophosphoric acid are then added. Distillation is resumed until only isolated lumps of tar float in the distilland; usually 50–150 ml. of distillate is required. This second distillate is collected in a separate flask containing several grams of potassium carbonate in water solution to neutralize nitrous fumes.

The distillates are combined, the layers separated, and the aqueous layer extracted twice with 25-ml. portions of petroleum ether (b.p. 30–40°). The combined extracts are then dried over potassium carbonate, filtered through a filter paper moistened with petroleum ether, and distilled through an 18-inch Vigreux column or its equivalent until the solvent is

<sup>93</sup> Dauben, *Org. Syntheses*, **34**, 19 (1954).

<sup>94</sup> Aspinwall and Baker, *J. Chem. Soc.*, **1950**, 743.



removed (90°). If the distillation is carried further at this point, there are obtained 6–8 g. (12–17%) of mixed olefins, b.p. 95–125° (mostly 105–115°) and 25–30 g. (44–52%) of mixed alcohols, b.p. 125–185° (mostly 155–180°). It is usually desirable to purify the alcohol by chemical means, for which purpose the solvent-free but unfractionated material is suitable.

To remove cyclohexanemethanol from the product, the residue after removal of the solvent is mixed with 10 g. (0.07 mole) of phthalic anhydride and heated under reflux at 120–140° for one-half to one hour. The cooled mixture is shaken with 8.5 g. of sodium carbonate monohydrate in 350 ml. of water and 50 ml. of petroleum ether (b.p. 30–40°), and the layers are separated. The organic layer is washed with two 50-ml. portions of water.\*

The combined petroleum ether solutions are dried over potassium carbonate and distilled through an 18-inch Vigreux column or its equivalent. There are obtained 5–6 g. (10–12%) of olefins, b.p. 103–127° (mostly 105–115°), and 22–23 g. (38–40%) of alcohol, b.p. 127–187°. Redistillation of the alcohol mixture gives about 20 g. (35%) of somewhat impure cycloheptanol, b.p. 150–180°. Further purification may be accomplished, if desired, by converting the crude cycloheptanol to its hydrogen phthalate, using the detailed directions given for 2-octyl hydrogen phthalate in an earlier volume of this series (Ref. 90, p. 400); pure cycloheptyl hydrogen phthalate melts at 100–102°.

#### Cycloöctanone by the Tiffeneau-Demjanov Rearrangement.<sup>77</sup>

1-Aminomethylcycloheptanol (124 g., 0.87 mole) is dissolved in 400 ml. of 10% hydrochloric acid and cooled to below 5°. A solution of 69 g. (1 mole) of sodium nitrite in 300 ml. of water is added slowly with stirring, and the resulting solution is allowed to stand for two hours, during which time it warms to room temperature. It is then heated on a steam bath for one hour, cooled, and the oily layer is separated. The aqueous layer is extracted with about 100 ml. of ether, and the combined extracts are dried over potassium carbonate and distilled under reduced pressure through a short column. There is obtained 67 g. (61%) of cycloöctanone, b.p. 85–87°/17 mm. The higher-boiling residue contains 2-hydroxy-methylcycloheptanol, which may also be collected by distillation; the yield is 5 g. (4%), b.p. 142–147°/2 mm.

\* To recover the unrearranged alcohol the combined aqueous layers are washed with 50 ml. of petroleum ether. The hexahydrobenzyl hydrogen phthalate is recovered by acidifying the aqueous solution with hydrochloric acid, allowing the precipitated oil to crystallize, and recrystallizing from ligroin or aqueous acetic acid. There is thus obtained 11–13 g. (8–10%) of a white solid whose melting point is usually in the range 110–120°.

**TABULAR SURVEY OF THE DEMJANOV AND  
TIFFENEAU-DEMJANOV RING EXPANSIONS**

In the tables are included all the examples of successful or attempted ring enlargements by the Demjanov and Tiffeneau-Demjanov methods that could be found through the year 1957. In addition some pertinent later examples are included.

The examples are given in four tables: mononuclear carbocyclic rings; polynuclear carbocyclic systems with one shared side; polynuclear carbocyclic systems with more than one shared side, and heterocyclic rings. Within each table the entries appear in the order of increasing ring size, and, for compounds of the same ring size, in the order of the number of carbon atoms. In many of the examples of the Demjanov reaction, the yields quoted do not represent pure substance isolated, but are calculated from the total yield and the composition analysis.

TABLE I

## MONONUCLEAR CARBOCYCLIC RINGS

Amine	Rearranged Alcohol or Ketone	Yield % (Ref.)	Olefin Yield % (Ref.)	Unrearranged Alcohol Yield % (Ref.)
Cyclopropanemethylamine	Cyclobutanol Allylcarbinol	50 (27), 17, (36) 2 (36)	(27, 36)	50 (27), 17 (36)
$\alpha$ -Cyclopropylethylamine				— (95)
1-Methylcyclopropanemethylamine	1-Methylcyclobutanol	High (26)		0 (26)
Cyclobutanemethylamine	Cyclopentanol	— (2)	— (2)	— (2)
2,2,3,3-Tetrafluorocyclobutane- methylamine		0 (63)	— (63)	— (63)
$\alpha$ -Cyclobutylethylamine	1-Methylcyclopentanol, 1-ethyl- cyclobutanol, <i>trans</i> -2-methyl- cyclopentanol (trace)	46 (37)	14 (37)	— (37)
Cyclopentanemethylamine	Cyclohexanol	30 (25, 37), 7 (37)	— (25, 37)	3 (37)
1-Hydroxycyclopentanemethyl- amine	Cyclohexanone	75 (40, 96, 97)		
$\alpha$ -Cyclopentylethylamine	<i>trans</i> -2-Methylcyclohexanol	17 (37)	9 (37)	22 (37)
	1-Ethylcyclopentanol	16 (37)		
$\alpha$ -(1-Hydroxycyclopentyl)ethyl- amine	2-Methylcyclohexanone	70 (97)		
<i>trans</i> -2-Hydroxycyclopentane- methylamine	2-Methylcyclopentanone	— (61, 98)		— (61, 98)
2-Methyl-1-hydroxycyclopentane- methylamine	3-Methylcyclohexanone	80 (40, 99)		
3-Methyl-1-hydroxycyclopentane- methylamine	3-Methylcyclohexanone	35 (40)		
	4-Methylcyclohexanone	35 (40)		

Note: References 95 to 110 are on p. 188.

DEMJANOV AND TIFFENEAU-DEMJANOV RING EXPANSIONS 181

TABLE I—Continued

## MONONUCLEAR CARBOCYCLIC RINGS

Amine	Rearranged Alcohol or Ketone	Yield % (Ref.)	Olefin Yield % (Ref.)	Unrearranged Alcohol Yield % (Ref.)
1,2,2,3-Tetramethylcyclopentane- methylamine	1,3,3,4- or 1,2,2,3-Tetramethyl cyclohexanol	— (48, 49)	— (49)	
1,2,2-Trimethyl-3-carboxycyclo- pentanemethylamine	A trimethylhydroxycyclohexane- carboxylic acid	— (48, 50)		
$\alpha$ -(1-Hydroxycyclopentyl)- benzylamine	2-Phenylcyclohexanone	50 (97)		
1-Phenylcyclopentyl-1'-ethylamine	2-Phenylcyclohexanol ( <i>cis</i> and <i>trans</i> )	73 (37)	0 (37)	0 (37)
Cyclohexanemethylamine	Cycloheptanol	29 (16), 64 (17)	27 (16), 21 (17)	15 (16)
	1-Methylcyclohexanol	2 (16)	— (89)	
1-Hydroxycyclohexanemethylamine	Cycloheptanone	60 (3, 40) 65 (76), 57 (75)		— (40, 75)
$\alpha$ -Cyclohexylethylamine	1-Ethylcyclohexanol	16 (37, 76, 100)	3 (37)	23 (37)
$\beta$ -Cyclohexylethylamine	$\alpha$ -Cyclohexylethanol	— (101)	Trace (101)	— (101)
<i>cis</i> -2-Hydroxycyclohexanemethyl- amine	Cyclohexanecarboxaldehyde	— (60, 98)		— (60, 98)
<i>trans</i> -2-Hydroxycyclohexane- methylamine	2-Methylcyclohexanone	— (60, 98)		— (59, 98)
2-Chlorocyclohexanemethylamine	None	0 (62)		— (62)
$\alpha$ -(1-Hydroxycyclohexyl)ethyl- amine	2-Methylcycloheptanone	60 (47), 55 (97)		
2-Methyl-1-hydroxycyclohex- anemethylamine	2-Methylcycloheptanone	6 (40, 96)		
	3-Methylcycloheptanone	60 (40, 96)		
2-Hydroxy-2-methylcyclohex- anemethylamine	None	0 (62)		— (40)

182

ORGANIC REACTIONS

3-Methyl-1-hydroxycyclohexanemethylamine	3-Methylcycloheptanone	40 (40, 96)		
4-Methyl-1-hydroxycyclohexanemethylamine	4-Methylcycloheptanone	40 (40, 96)		
4-Methylcyclohexanemethylamine	4-Methylcycloheptanone	60 (52), 65 (40)		
$\alpha$ -(4-Methylcyclohexyl)ethylamine	4-Methylcycloheptanol	55 (51)	20 (51)	
3,5-Dimethylcyclohexanemethylamine	None	0 (37, 44)	25 (37)	39* (37, 44)
3,3,5-Trimethylcyclohexanemethylamine	2,4-Dimethylcycloheptanol	— (44)		
3,3,5-Trimethylcyclohexanemethylamine	3,5,5-Trimethylcycloheptanol†	— (53)	— (53)	— (53)
3,3,5-Trimethyl-1-hydroxycyclohexanemethylamine	3,5,5- and 3,3,5-Trimethylcycloheptanone	— (40)		
2,2,6-Trimethylcyclohexanemethylamine	2,2,6-Trimethylcycloheptanol†	— (54)	— (54)	— (54)
1-Hydroxycyclohexane-1'-isobutylamine	2-Isopropylcycloheptanone	50 (102)		— (102)
1-Hydroxycyclohexane-1'-neopentylamine	2- <i>t</i> -Butylcycloheptanone	30-40 (102)	§(102)	0 (102)
$\alpha$ -Cyclohexylbenzylamine	None	0 (45)		— (45)
2-Phenyl-1-hydroxycyclohexanemethylamine	3-Phenylcycloheptanone	64‡ (71)		
$\alpha$ -(1-Hydroxycyclohexyl)benzylamine	None	0 (103)		— (103)

Note: References 95 to 110 are on p. 188.

\* This figure includes some tertiary alcohol.

† The position of the hydroxyl group is uncertain.

‡ The yield is based on the cyanohydrin.

§ Appreciable amounts of cyclohexanone were formed in this experiment.

TABLE I—Continued  
MONONUCLEAR CARBOCYCLIC RINGS

Amine	Rearranged Alcohol or Ketone	Yield % (Ref.)	Olefin Yield % (Ref.)	Unrearranged Alcohol Yield % (Ref.)
$\alpha$ -(1-Hydroxycyclohexyl)- <i>p</i> -methylbenzylamine.	None	— (103)		— (103)
$\alpha$ -(1-Hydroxycyclohexyl)hexahydrobenzylamine	2-Cyclohexylcycloheptanone	50 (102)		— (102)
Cycloheptanemethylamine	Cycloöctanol	— (25)		
1-Hydroxycycloheptanemethylamine	Cycloöctanone	61 (77), 70 (40)		4 (77)
Cycloöctanemethylamine	Cyclononanone	18 (17)	38 (17)	26 (17)
1-Hydroxycycloöctanemethylamine	Cyclononanone	50 (40), 57 (39)		

Note: References 95 to 110 are on p. 188.

TABLE II  
POLYNUCLEAR CARBOCYCLIC SYSTEMS WITH FUSION AT A SINGLE SIDE

Amine	Rearranged Alcohol or Ketone	Yield % (Ref.)	Olefin Yield % (Ref.)
6-Hydroxybicyclo[3.2.0]-2-heptene-6-methylamine	Bicyclo[3.3.0]-2-octen-6-one	47* (38)	
<i>cis</i> -2-Hydroxybicyclo[3.3.0]-octane-2-methylamine	Bicyclo[3.3.0]-2-octen-7-one Hydrindan-5-one	8* (38) 60 (104)	
2-Hydroxyindane-2-methylamine	$\beta$ -Tetralone	— (40, 99)	
17-Aminomethylestradiol-3-acetate	D-Homoestrone acetate	38 (30, 92)	
3- <i>trans</i> -17-Dihydroxy-17-aminomethyl-androstane	3- <i>trans</i> -Hydroxy-D-homoandrostan-17 $\alpha$ -one	51 (105)	
3- <i>trans</i> -Acetoxy-17-hydroxy-17-aminomethyl-androstane	3- <i>trans</i> -Acetoxy-D-homoandrostan-17 $\alpha$ -one	51 (105)	
3- <i>epi</i> -17-Dihydroxy-17-aminomethyl-androstane	3- <i>epi</i> -Hydroxy-D-homoandrostan-17 $\alpha$ -one	73 (105)	
3 $\beta$ -Acetoxy-17-hydroxy-17-aminomethyl-androstane	3 $\beta$ -Acetoxy-D-homoandrostan-17 $\alpha$ -one	37 (58)	
$\Delta^{5,6}$ -3 $\beta$ ,17-Dihydroxy-17-aminomethyl-androstene	3 $\beta$ -Acetoxy-D-homoandrostan-17-one $\Delta^{5,6}$ -3 $\beta$ -Hydroxy-17 $\alpha$ -keto-D-homo-androstene	5 (58) 80 (31)	
3 $\beta$ -Acetoxy-5,6 $\beta$ -oxido-17-hydroxy-17-aminomethyl-androstane	3 $\beta$ -Acetoxy-5,6 $\beta$ -oxido-D-homoandrostan-17 $\alpha$ -one 3 $\beta$ -Acetoxy-5,6 $\beta$ -oxido-D-homoandrostan-17-one	26 (106) 2 (106)	

Note: References 95 to 110 are on p. 188.

\* The yield is based on the acetylated cyanohydrin.

TABLE II—Continued  
POLYNUCLEAR CARBOCYCLIC SYSTEMS WITH FUSION AT A SINGLE SIDE

Amine	Rearranged Alcohol or Ketone	Yield % (Ref.)	Olefin Yield % (Ref.)
Hydrindane-5-methylamine	4,5-Cyclopentanocycloheptanol	68 (55), 57 (56, 107)	20 (55), 15 (56)
5-Hydroxyhydrindane-5-methylamine	Bicyclo[5.3.0]decan-3-one	89 (56)	
5-Methylhydrindane-6-methylamine	2-Methyl-4,5-cyclopentanocycloheptanol + 6-methyl-3,4-cyclopentanocycloheptanol	54 (55)	— (55)
3,4-Cycloheptanocyclohexanemethylamine	3-Hydroxydodecahydroheptalene	50 (94)	24 (94)
9-Aminomethyl-9,10-dihydro-2,3,4,7-tetramethoxyphenanthrene	Deaminocolchinol methyl ether	— (91)	— (91)
17 $\alpha$ -Hydroxy-17 $\alpha$ -aminomethyl-D-homo-estrol-3-monoacetate	D- <i>bis</i> -Homoestrone acetate	76 (57)	
3-Aminomethyl-17-acetoxyandrostane-3-ol	A-Homo-17-acetoxyandrostane-4-one	— (72)	
3-Hydroxy-3-aminomethylcholestane	A-Homocholestanone	70 (72)	

Note: References 95 to 110 are on p. 188.

TABLE III  
POLYNUCLEAR SYSTEMS WITH FUSION AT MORE THAN ONE EDGE

Amine	Rearranged Alcohol or Ketone	Yield % (Ref.)	Olefin Yield % (Ref.)
2,5-Endomethylenecyclohexanemethylamine	2,5-Endomethylenecycloheptanol	Good (85)	
$\omega$ -Aminoisocamphane	R-Homocamphenilol	45 (108)	16 (108)
$\omega$ -Aminotricyclene	Not identified	— (109)	
Bornylamine	(+)-Camphene hydrate	31 (60)	13* (60)
	(+)- $\alpha$ -Terpineol	26 (60)	
Isobornylamine	(-)-Camphene hydrate	— (60)	— (60)*
$\omega$ -Aminopinene (aminoterebentene)	<i>p</i> -Isopropyl-3,4-dihydrobenzyl alcohol	— (66)	

Note: References 95 to 110 are on p. 188.

\* The olefin was camphene

TABLE IV  
HETEROCYCLIC RINGS

Amine	Rearranged Alcohol or Ketone	Yield % (Ref.)	Unrearranged Alcohol Yield % (Ref.)
2-Aminomethylfuran	2-Hydroxypyran	High (43a)	
Pyrrolidine- $\alpha$ -methylamine	Piperidine	Low (42)	
Pyrrole- $\alpha$ -methylamine	Pyridine	25 (42)	
3-Aminomethyl-3-tropanol	R-Homotropinone	57 (43)	
2-Thenylamine	Hydroxythiopyran	— (110)	— (110)

*Note:* References 95 to 110 are on p. 188.

## REFERENCES FOR TABLES I-IV

- <sup>98</sup> Demjanov and Pinegin, *J. Russ. Phys.-Chem. Soc.*, **46**, 58 (1914) [*C.A.*, **8**, 1965 (1914)].
- <sup>99</sup> Tiffeneau and Tchoubar, *Compt. rend.*, **212**, 195 (1941).
- <sup>97</sup> Elphimoff-Felkin and Tchoubar, *Compt. rend.*, **237**, 726 (1953).
- <sup>98</sup> Mousseron, Jacquier, and Jullien, *Bull. soc. chim. France*, **1951**, C89.
- <sup>99</sup> Tiffeneau and Tchoubar, *Compt. rend.*, **215**, 224 (1942).
- <sup>100</sup> Jennen, *Compt. rend.*, **234**, 961 (1952).
- <sup>101</sup> Wallach and Lorge, *Ann.*, **359**, 312 (1908).
- <sup>108</sup> Elphimoff-Felkin and Gault, *Compt. rend.*, **248**, 1871 (1958).
- <sup>108</sup> Elphimoff-Felkin and Tchoubar, *Compt. rend.*, **231**, 1314 (1950); **233**, 596 (1951).
- <sup>104</sup> Granger and Nau, *Bull. soc. chim. France*, **1957**, 986.
- <sup>104</sup> Goldberg and Monnier, *Helv. Chim. Acta*, **23**, 376 (1940).
- <sup>108</sup> Goldberg, Sice, Robert, and Plattner, *Helv. Chim. Acta*, **30**, 1441 (1947).
- <sup>107</sup> Plattner, Heilbronner, and Fürst, *Helv. Chim. Acta*, **30**, 1100 (1947).
- <sup>108</sup> Lipp, Dessauer, and Wolf, *Ann.*, **525**, 271 (1936).
- <sup>109</sup> Lipp, *Ber.*, **53**, 769 (1920).
- <sup>110</sup> Putoshin and Egorova, *J. Gen. Chem. U.S.S.R.*, **10**, 1873 (1940) [*C.A.*, **35**, 4377 (1941)].



## CHAPTER 3

### ARYLATION OF UNSATURATED COMPOUNDS BY DIAZONIUM SALTS

#### (THE MEERWEIN ARYLATION REACTION)

CHRISTIAN S. RONDESTVEDT, JR.\*

#### CONTENTS

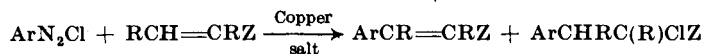
	PAGE
INTRODUCTION . . . . .	190
MECHANISM . . . . .	192
SCOPE AND LIMITATIONS . . . . .	198
The Unsaturated Component . . . . .	198
Quinones . . . . .	201
Miscellaneous Unsaturated Compounds . . . . .	203
Reactivities of Unsaturated Compounds . . . . .	205
Decarboxylation during Arylation of Cinnamic and Maleic Acids . . . . .	206
The Diazonium Salt . . . . .	206
Factors Influencing Addition vs. Substitution . . . . .	208
Side Reactions . . . . .	209
COMPARISON WITH OTHER SYNTHETIC METHODS . . . . .	211
EXPERIMENTAL CONDITIONS . . . . .	214
Effects of Reaction Medium . . . . .	215
Solvent . . . . .	215
Anions . . . . .	217
Catalysts . . . . .	217
Acidity . . . . .	218
EXPERIMENTAL PROCEDURES . . . . .	219
1- <i>p</i> -Nitrophenylbutadiene . . . . .	219
3- <i>p</i> -Nitrophenylcoumarin . . . . .	219
<i>trans-p</i> -Chlorocinnamic Acid and <i>p</i> -Nitrocinnamic Acid . . . . .	219
2-Methoxy-4'-phenylstilbene . . . . .	220
<i>p</i> '-Nitrocinnamitrile . . . . .	220

\* Present address: Jackson Laboratory, E. I. du Pont de Nemours & Company, Inc. Wilmington 99, Delaware.

	PAGE
$\alpha$ - <i>p</i> -Chlorophenyl-N-isopropylmaleimide . . . . .	220
<i>p</i> -Nitrophenylmaleic Anhydride . . . . .	221
1,4-Bis(2'-chloro-2'-cyanoethyl)benzene (Use of a Diamine) . . . . .	221
2- <i>o</i> -Chlorophenylbenzoquinone . . . . .	221
 TABULAR SURVEY . . . . .	 222
Table I. Nonconjugated Olefins and Acetylenes . . . . .	224
Table II. Conjugated Dienes and Arylolefins . . . . .	225
Table III. $\alpha,\beta$ -Unsaturated Aldehydes and Ketones . . . . .	229
Table IV. Aliphatic $\alpha,\beta$ -Unsaturated Monobasic Acids, Esters, Nitriles . . . . .	231
Table V. Aromatic $\alpha,\beta$ -Unsaturated Acids, Esters, Nitriles . . . . .	235
Table VI. Heterocyclic $\alpha,\beta$ -Unsaturated Acids . . . . .	240
Table VII. $\alpha,\beta$ -Unsaturated $\gamma$ -Keto Acids . . . . .	241
Table VIII. Conjugated Dienoic Acids and Esters . . . . .	242
Table IX. Polybasic $\alpha,\beta$ -Unsaturated Acids, Nitriles, Esters, Imides . . . . .	243
Table X. Quinones . . . . .	248
Table XI. Hydroquinone . . . . .	254
Table XII. Coumarins . . . . .	254
Table XIII. Miscellaneous . . . . .	255
A. Bisdiazonium Salts . . . . .	255
B. Nitroolefins . . . . .	255
C. Vinyl Ethers . . . . .	255
D. Active Methylene Compounds . . . . .	256
E. Oximes and Semicarbazones . . . . .	256
F. Furfural . . . . .	258
G. Furoic Acid . . . . .	259

## INTRODUCTION

The arylation of olefinic compounds by diazonium halides with copper salt catalysis was discovered by Hans Meerwein.<sup>1,2</sup> This reaction has been referred to as the Meerwein reaction despite the possibility of its being confused with the Meerwein-Ponndorf-Verley reduction or the Wagner-Meerwein rearrangement. The Meerwein arylation reaction proceeds best when the olefinic double bond is activated by an electron-attracting group Z, such as carbonyl, cyano, or aryl. The net result is the union of the aryl group from the diazonium salt with the carbon atom  $\beta$  to the activating group, either by substitution of a  $\beta$ -hydrogen atom or by addition of Ar and Cl to the double bond.

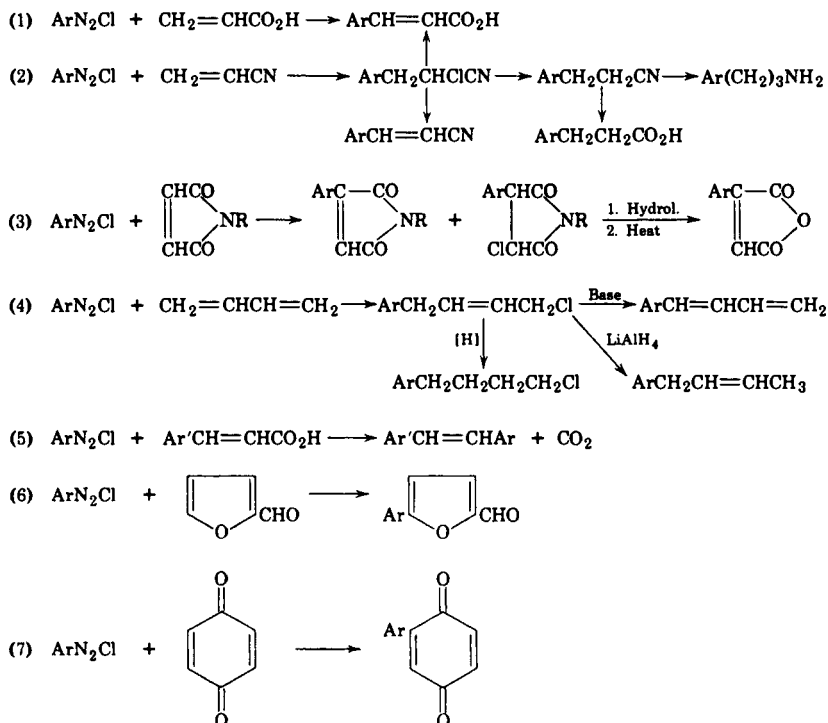


<sup>1</sup> Meerwein, Büchner, and van Emster, *J. prakt. Chem.*, [2] **152**, 239 (1939); Schering-Kahlbaum, Brit. pat. 480,817 [*C.A.*, **32**, 6282<sup>a</sup> (1938)]; Meerwein, U.S. pat. 2,292,461 [*C.A.*, **37**, 654<sup>a</sup> (1943)].

<sup>2</sup> Franzen and Krauch, *Chemiker-Ztg.*, **79**, 101 (1955). These authors state that the original discovery is due to Curt Schuster, but his results were published only in internal reports of the I. G. Farbenindustrie.

The reaction is a valuable synthetic tool. Although the yields are often low (commonly 20–40%), such yields are offset by the availability at low cost of a wide variety of aromatic amines and unsaturated compounds, and by the ease and simplicity of performing the reaction. Furthermore, the polyfunctional product built up in a single operation from commercial chemicals is capable of undergoing many subsequent transformations.

The accompanying examples are typical of the scope of the reaction. They also show some of the realized and potential transformations of the products.



This review will be confined to reactions in which a new carbon-carbon bond is formed between the aromatic ring of a diazonium salt and an aliphatic unsaturated compound, including olefins, acetylenes, quinones, oximes, and such heterocycles as furan and thiophene. The arylation of aromatic compounds by diazonium salts and related compounds (the Gomberg-Bachmann reaction) has been reviewed in Volume II of *Organic Reactions*.

## MECHANISM

The mechanism of the Meerwein arylation reaction is not known with certainty, although some features have been established. The correct mechanism must account for the following facts. (1) The olefinic double bond must be activated by an electron-attracting group; the few reported exceptions<sup>3,4</sup> to this generalization have not been confirmed. (2) The incoming aryl group occupies the position  $\beta$  to the (stronger) activating group. (3) Diazonium salts bearing electron-attracting substituents usually give better results than those possessing electron-releasing substituents. (4) In most cases the reaction is specifically catalyzed by copper salts. (5) The rate of reaction (nitrogen evolution) appears to be markedly dependent on the structure of both the unsaturated compound and the diazonium salt. (6) The yields are dependent upon the  $pH$ , the nature of the solvent, and other components of the reaction medium; the presence of halide ion appears to be advantageous,<sup>4</sup> though not indispensable.<sup>5</sup>

**Ionic Mechanism.** Meerwein<sup>1</sup> proposed that the diazonium cation loses nitrogen to form an aryl cation as a result of "the polarizing influence of the unsaturated compound." The cation then adds to the double bond. He showed that iodonium salts, which he believed could react only by an ionic mechanism, likewise arylated unsaturated compounds. Recent work has shown that diaryliodonium salts also may react by radical mechanisms.<sup>6,7</sup> The ionic mechanism for the Meerwein arylation has been supported by other workers.<sup>8-22</sup>

<sup>3</sup> Müller, "Zetko Austausch," Dept. of Commerce, Office of Technical Services, P.B. No. 737.

<sup>4</sup> Müller, *Angew. Chem.*, **61**, 179 (1949).

<sup>5</sup> C. S. Rondestvedt, Jr., unpublished experiments.

<sup>6</sup> Sandin and Brown, *J. Am. Chem. Soc.*, **69**, 2253 (1947).

<sup>7</sup> Beringer, Geering, Kuntz, and Mausner, *J. Phys. Chem.*, **60**, 141 (1956).

<sup>8</sup> Brunner and Perger, *Monatsh.*, **79**, 187 (1948).

<sup>9</sup> Brunner and Kustatscher, *Monatsh.*, **82**, 100 (1951).

<sup>10</sup> Bergmann and Weinberg, *J. Org. Chem.*, **6**, 134 (1941).

<sup>11</sup> Bergmann, Weizmann, and Schapiro, *J. Org. Chem.*, **9**, 408 (1944).

<sup>12</sup> Bergmann and Weizmann, *J. Org. Chem.*, **9**, 415 (1944).

<sup>13</sup> Bergmann and Schapiro, *J. Org. Chem.*, **12**, 57 (1947).

<sup>14</sup> Bergmann, Dimant, and Japhe, *J. Am. Chem. Soc.*, **70**, 1618 (1948).

<sup>15</sup> Freund, Brit. pat. 670,317 [*C.A.*, **46**, 10201c (1952)]; Freund, U.S. pat. 2,710,874 [*C.A.*, **49**, 11705c (1955)]; Freund, Austral. pat. 147,045 [*C.A.*, **51**, 15595d (1957)].

<sup>16</sup> Freund, *J. Chem. Soc.*, **1951**, 1943.

<sup>17</sup> Freund, *J. Chem. Soc.*, **1952**, 1954.

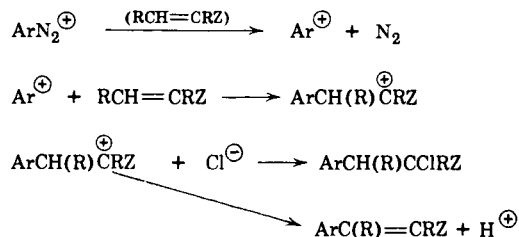
<sup>18</sup> Freund, *J. Chem. Soc.*, **1952**, 3068.

<sup>19</sup> Freund, *J. Chem. Soc.*, **1952**, 3072.

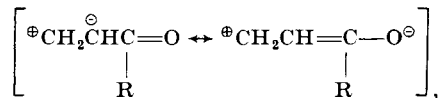
<sup>20</sup> Freund, *J. Chem. Soc.*, **1952**, 3073.

<sup>21</sup> Freund, *J. Chem. Soc.*, **1953**, 2889.

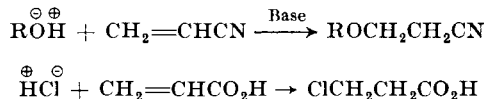
<sup>22</sup> Freund, *J. Chem. Soc.*, **1953**, 3707.



The cationic mechanism explains the effect of substituents in the diazonium salt (point 3 above): electron-attracting groups increase the electrophilicity of the cation. It also accounts for point 5, though "the polarizing influence of the olefin" is not a very specific explanation. However, a cationic mechanism fails to account for points 1 and 3, for the olefins most reactive toward arylation are those with double bonds rendered electron-deficient by the group Z. Yet these compounds are the least reactive in typical electrophilic additions (bromination, etc.). The normal ionic polarization of the olefins renders the  $\beta$  carbon positive

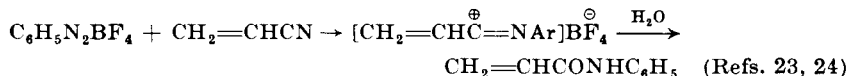


as demonstrated by the following additions.



Alternatively one must invoke an abnormal polarization  $\overset{\ominus}{\text{C}}\text{H}_2\overset{\oplus}{\text{C}}\text{H}\overset{\oplus}{\text{C}}\text{COR}$  to explain why the hypothetical cation attacks the  $\beta$ -carbon atom. The alternative ionic mechanism involving an aryl anion is equally difficult to accept, for the existence of aryl anions in the aqueous acid medium is highly unlikely.

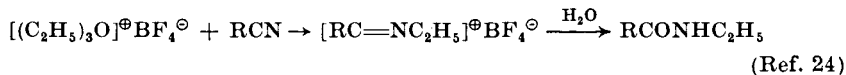
Finally, in reactions of diazonium salts with olefins that are certainly ionic, very different products are obtained, as shown in the ensuing equations.



<sup>23</sup> Makarova and Nesmeyanov, *Izvest. Akad. Nauk S.S.S.R., Otdel. Khim. Nauk*, **1954**, 1019; *Bull. Acad. Sci. U.S.S.R., Div. Chem. Sci., (Engl. Transl.)*, **1954**, 1109, [*C.A.*, **50**, 241a (1956)].

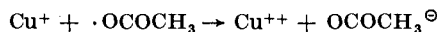
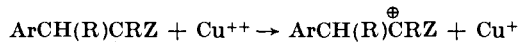
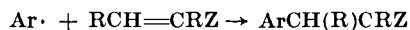
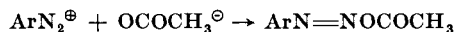
<sup>24</sup> Meerwein, Laasch, Mersch, and Spille, *Chem. Ber.*, **89**, 209 (1956).

Compare



Note the  $\alpha$ -arylation, not  $\beta$ -arylation as obtained under Meerwein arylation conditions.

**Free-Radical Mechanism.** A radical mechanism was proposed by Koelsch and Boekelheide<sup>26</sup> and by Müller,<sup>4</sup> and supported by others.<sup>2</sup> At *pH* 3–5, the diazonium salt is in equilibrium with the covalent diazo acetate (from the acetate buffer) or diazo chloride, either of which may decompose to an aryl radical which then may add to the double bond. The alkyl radical is thought to be oxidized by cupric ion to a cation which then acquires chloride ion or loses a proton to give the product. The cuprous ion is reoxidized by the acetate (or chloride) radical to cupric ion.



The radical mechanism explains the direction of addition to unsymmetrical olefins.\* With a monosubstituted olefin, only one of the two possible intermediate radicals can be stabilized by resonance. With unsymmetrical 1,2-disubstituted ethylenes, such as  $\beta$ -substituted styrenes, resonance with the aryl group is more effective in controlling orientation than resonance with a carbonyl or cyano group. These principles are illustrated in the examples on p. 195.

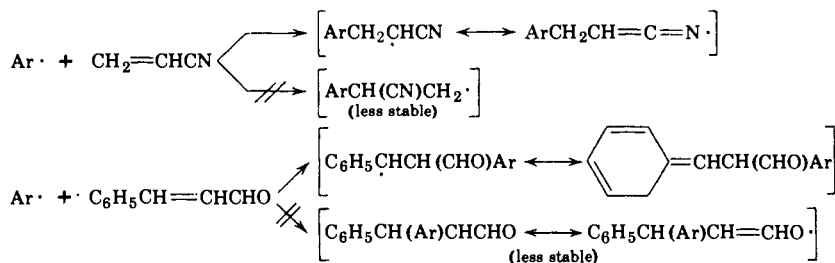
Despite its success in accounting for the position occupied by the attacking group, the free-radical mechanism cannot be accepted without modification. Many of the olefins arylated in the Meerwein reaction are vinyl monomers which are readily polymerized by authentic radicals.

<sup>26</sup> Nesmeyanov, Makarova, and Tolstaya, *Tetrahedron*, **1**, 145 (1957).

<sup>26</sup> Koelsch and Boekelheide, *J. Am. Chem. Soc.*, **66**, 412 (1944).

\* It was argued that the observed arylation of vinylacetic acid at the  $\gamma$ -carbon atom was possible only with an ionic mechanism.<sup>13</sup> Actually, this experiment provides no evidence for either mechanism, since both cations and radicals attack the  $\gamma$ -carbon atom; that is,





It is known that many monomers are polymerized by diazonium salts in the absence of copper,<sup>27</sup> yet styrene,<sup>9, 28, 29</sup> acrylonitrile,<sup>4, 8, 29</sup> vinyl halides,<sup>4, 30</sup> acrylic acid<sup>31</sup> and its esters,<sup>32</sup> and maleimide derivatives<sup>33, 34</sup> give good yields of Meerwein products without appreciable formation of polymers other than "diazo resins." Probably the copper salt or another component of the medium functions as an efficient chain transfer agent to prevent the growth of the monomer radical  $\text{ArCH}_2\text{CHZ}$ , which is converted instead to  $\text{ArCH}_2\text{CHClZ}$  or  $\text{ArCH}=\text{CHZ}$ . However, copper salts may also promote the polymerizing activity of diazonium salts under certain conditions.<sup>35</sup>

Other evidence suggests that the radical is different from the radicals which initiate vinyl polymerization. Diazonium salts under the conditions of the Meerwein reaction gave better yields in the arylation of coumarin and other selected olefins than the aryl radicals derived from aroyl peroxides, N-nitrosoacetanilides, and 1-aryl-3,3-dimethyltriazenes.<sup>36</sup> On the other hand, arylation of aromatic compounds by diazonium salts under Meerwein conditions proceeds in fair yields, in a few cases at least,<sup>37, 38</sup> and arylation of aromatic compounds is normally a homolytic reaction.<sup>39, 40</sup>

<sup>27</sup> Willis, Alliger, Johnson, and Otto, *Ind. Eng. Chem.*, **45**, 1316 (1953); Cooper, *Chem. & Ind. (London)*, **1953**, 407; Marvel, Friedlander, and Inskip, *J. Am. Chem. Soc.*, **75**, 3846 (1953); Horner and Stöhr, *Chem. Ber.*, **86**, 1066 (1953).

<sup>28</sup> Kochi, *J. Am. Chem. Soc.*, **77**, 5090 (1955).

<sup>29</sup> Kochi, *J. Am. Chem. Soc.*, **78**, 4815 (1956).

<sup>30</sup> Cristol and Norris, *J. Am. Chem. Soc.*, **76**, 3005 (1954).

<sup>31</sup> Rai and Mathur, *J. Indian Chem. Soc.*, **24**, 413 (1947).

<sup>32</sup> Koelsch, *J. Am. Chem. Soc.*, **65**, 57 (1943).

<sup>33</sup> Rondetvedt and Vogl, *J. Am. Chem. Soc.*, **77**, 2313 (1955).

<sup>34</sup> Rondetvedt, Kalm, and Vogl, *J. Am. Chem. Soc.*, **78**, 6115 (1956).

<sup>35</sup> Furukawa, Sasaki, and Murakami, *Chem. High Polymers (Tokyo)*, **11**, 77 (1954) [*C.A.*, **50**, 5548e (1956)].

<sup>36</sup> Vogl and Rondetvedt, *J. Am. Chem. Soc.*, **77**, 3067 (1955).

<sup>37</sup> Dickerman, Weiss, and Ingberman, *J. Org. Chem.*, **21**, 380 (1956).

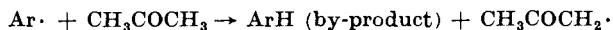
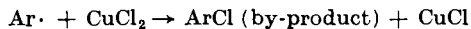
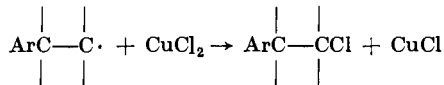
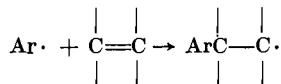

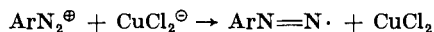
<sup>38</sup> Dickerman and Weiss, *J. Org. Chem.*, **22**, 1070 (1957).

<sup>39</sup> Rondetvedt and Blanchard, *J. Org. Chem.*, **21**, 229 (1956).

<sup>40</sup> Augood and Williams, *Chem. Revs.*, **57**, 123 (1957).

**Intermediate Complex Formation.** Neither the simple ionic nor the radical mechanism accounts for the dependence of the reaction rate (nitrogen evolution) upon the structure of the olefin. For example, solutions of many diazonium chlorides in an acetate buffer containing cupric chloride are stable for some time. Addition of an olefin, such as acrylic acid,<sup>31</sup> initiates rapid nitrogen evolution. There is a wide range of temperatures at which nitrogen evolution begins, dependent upon the structure of the olefin.<sup>41-44</sup> These and other examples led to the proposal that a complex was formed between diazonium salt, olefin, and copper chloride which then decomposed by internal one-electron transfers to products.<sup>26, 33</sup> A tentative description of the complex has been given.<sup>33</sup>

**Function of Catalyst.** The copper salt is usually added as cupric chloride. However, it is known that cupric chloride reacts slowly with acetone to form cuprous chloride and chloroacetone.<sup>37, 45</sup> The cuprous chloride thus produced is a powerful catalyst for the Sandmeyer reaction and for the arylation of benzene by 2,4-dichlorobenzenediazonium chloride.<sup>37</sup> This cuprous chloride will also induce a Meerwein arylation of styrene or acrylonitrile by *p*-chlorobenzenediazonium chloride.<sup>28, 29, 46</sup> From these results it was concluded that the Meerwein reaction is catalyzed by univalent copper, not by divalent copper.<sup>45</sup> The following mechanism, reproduced in part, has been suggested.<sup>37</sup>



The mechanism involving cuprous catalysis is in harmony with some of the facts known about the Meerwein reaction, such as the formation

<sup>41</sup> L'Écuyer and Turcotte, *Can. J. Research*, **B25**, 575 (1947).

<sup>42</sup> L'Écuyer, Turcotte, Giguère, Olivier, and Roberge, *Can. J. Research*, **B26**, 70 (1948).

<sup>43</sup> L'Écuyer and Olivier, *Can. J. Research*, **B27**, 689 (1949).

<sup>44</sup> L'Écuyer and Olivier, *Can. J. Research*, **B28**, 648 (1950).

<sup>45</sup> Kochi, *J. Am. Chem. Soc.*, **77**, 5274 (1955).

<sup>46</sup> Kochi, *J. Am. Chem. Soc.*, **78**, 1228 (1956).



of chloroacetone,<sup>1</sup> the hydrocarbon, and the aryl halide, and it explains the generally beneficial effect of acetone and halide ions.<sup>4,5</sup> However, it is not compatible with other facts. Thus acetonitrile<sup>1,36</sup> (which does not reduce cupric chloride<sup>45</sup>), N-methylpyrrolidone,<sup>5</sup> dimethyl sulfoxide,<sup>34</sup> sulfolane,<sup>5</sup> and dimethylsulfolane<sup>5</sup> are fairly satisfactory solvents in the few cases studied. Furthermore, acetone is actually harmful in many reactions, as with acrylic acid,<sup>31</sup> maleic acid,<sup>47</sup> and furfural.<sup>48-51</sup> These compounds are better arylated in aqueous solution. Meerwein<sup>1</sup> and Terent'ev<sup>52</sup> commented that cuprous salts were poorer catalysts than cupric salts, or that they were ineffective, but they gave no experimental details in support of this statement. It may be mentioned that cuprous salt catalysis is strongly inhibited by oxygen,<sup>46</sup> yet a common experimental technique for the reaction involves vigorous stirring in contact with air, which oxidizes any cuprous copper as it is formed.

Recent experiments with methacrylonitrile<sup>5</sup> have shown that, when the diazonium salts bear electron-attracting groups, cupric copper gives better yields than cuprous copper. The reverse is true with diazonium salts lacking an electron-attracting group.

When considered together, all the facts suggest that there are at least two mechanisms of initiation of the Meerwein arylation. The rates of the reactions by the different mechanisms will probably be found to depend on the nature of the substituents in the diazonium salt and the character of the unsaturated compound. It is also likely that a variety of one-electron oxidation-reduction systems, such as ferrous-ferric or ferrocyanide-ferricyanide, can function as catalysts in selected examples. Indeed, if the olefin-diazonium salt combination possesses the proper one-electron oxidation-reduction potential, the reaction should proceed without a metallic catalyst. This has been realized with coumarin<sup>53</sup> and, especially, with quinones.<sup>18, 20, 21, 54-71</sup>

<sup>47</sup> Rai and Mathur, *J. Indian Chem. Soc.*, **24**, 383 (1947).

<sup>48</sup> Oda, *Mem. Fac. Eng. Kyoto Univ.*, **14**, 195 (1952) [*C.A.*, **48**, 1935c (1954)].

<sup>49</sup> Grummitt and Splitter, *J. Am. Chem. Soc.*, **74**, 3924 (1952).

<sup>50</sup> Kost and Terent'ev, *Zhur. Obshchei Khim.*, **22**, 655 (1952) [*C.A.*, **47**, 2759c (1953)].

<sup>51</sup> Akashi and Oda, *J. Chem. Soc. Japan, Ind. Chem. Sect.*, **53**, 81 (1950) [*C.A.*, **47**, 2164e (1953)]; *Repts. Inst. Chem. Research, Kyoto Univ.*, **19**, 93 (1949) [*C.A.*, **45**, 7519h (1951)]; *Teijin Times*, **19**, No. 4, 7 (1949) [*C.A.*, **44**, 5314 (1950)].

<sup>52</sup> Dombrovskii, Terent'ev, and Yurkevich, *Zhur. Obshchei Khim.*, **26**, 3214 (1956); *J. Gen. Chem. U.S.S.R. (Engl. Transl.)*, **26**, 3585 (1956) [*C.A.*, **51**, 8038e (1957)].

<sup>53</sup> Rondestvedt and Vogl, *J. Am. Chem. Soc.*, **77**, 3401 (1955).

<sup>54</sup> Huisgen and Horeld, *Ann.*, **562**, 137 (1949).

<sup>55</sup> Borsche, *Ber.*, **32**, 2935 (1899); *Ann.*, **312**, 211 (1900).

<sup>56</sup> Günther, U.S. pat. 1,735,432 (*Chem. Zentr.*, **1930**, **II**, 137); Ger. pat. 508,395 (*Chem. Zentr.*, **1931**, **I**, 1676); Brit. pat. 390,029 [*C.A.*, **27**, 468<sup>2</sup> (1933)].

<sup>57</sup> Schimmelschmidt, *Ann.*, **566**, 184 (1950).

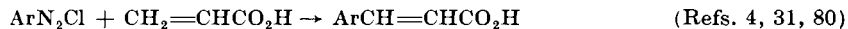
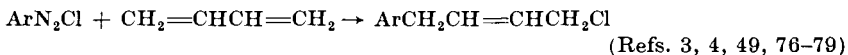
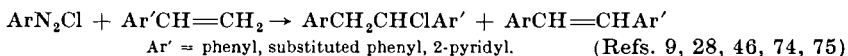
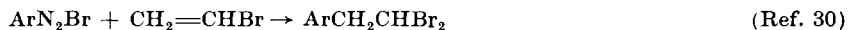
<sup>58-71</sup> See page 198.

Kinetic studies of the Meerwein arylation have suggested that it is mechanistically closely related to the Sandmeyer reaction.<sup>29, 46, 72, 73</sup> However, the rate expressions are too complicated to permit more than qualitative conclusions. These conclusions were based on the assumption that cuprous copper is the sole catalytic species, so that they do not apply to examples where cuprous copper cannot function.

## SCOPE AND LIMITATIONS

### The Unsaturated Component

Olefins ranging from simple to complicated have been arylated. For the most part, the ethylenic double bond is attached to an electron-attracting group such as carbonyl, cyano, halogen, aryl, or vinyl. Important examples are given in the accompanying equations, with selected references.



<sup>58</sup> Kvalnes, *J. Am. Chem. Soc.*, **56**, 2478 (1934).

<sup>59</sup> Marini-Bettolo, *Gazz. chim. ital.*, **71**, 627 (1941).

<sup>60</sup> Marini-Bettolo and Rossi, *Gazz. chim. ital.*, **72**, 208 (1942).

<sup>61</sup> Marini-Bettolo, Polla, and Abril, *Gazz. chim. ital.*, **80**, 76 (1950).

<sup>62</sup> Neunhoeffer and Weise, *Ber.*, **71**, 2703 (1938).

<sup>63</sup> Kögl, Erxleben, and Janecke, *Ann.*, **482**, 119 (1930).

<sup>64</sup> Dobáš, *Chem. Listy*, **46**, 277 (1952) [*C.A.*, **47**, 8669d (1953)].

<sup>65</sup> Asano and Kameda, *J. Pharm. Soc. Japan*, **59**, 768 (1939) [*C.A.*, **34**, 2345<sup>6</sup> (1940)].

<sup>66</sup> Malinowski, *Roczniki Chem.*, **29**, 47 (1955) [*C.A.*, **50**, 3364f (1956)].

<sup>67</sup> Fieser, Leffler, et al., *J. Am. Chem. Soc.*, **70**, 3203 (1948).

<sup>68</sup> Akagi and Hirose, *J. Pharm. Soc. Japan*, **62**, 191 (1942) [*C.A.*, **45**, 6169d (1951)].

<sup>69</sup> Akagi, *J. Pharm. Soc. Japan*, **62**, 195 (1942) [*C.A.*, **45**, 6169f (1951)].

<sup>70</sup> Akagi, *J. Pharm. Soc. Japan*, **62**, 199 (1942) [*C.A.*, **45**, 6169h (1951)].

<sup>71</sup> Akagi, *J. Pharm. Soc. Japan*, **62**, 202 (1942) [*C.A.*, **45**, 2898e (1951)].

<sup>72</sup> Kochi, *J. Am. Chem. Soc.*, **79**, 2942 (1957).

<sup>73</sup> Dickerman, Weiss, and Ingberman, *J. Am. Chem. Soc.*, **80**, 1904 (1958).

<sup>74</sup> Dale and Ise, *J. Am. Chem. Soc.*, **76**, 2259 (1954).

<sup>75</sup> Razumovskii and Rychkina, *Doklady Akad. Nauk S.S.S.R.*, **88**, 839 (1953) [*C.A.*, **48**, 3311i (1954)]; cf. Diltney, *J. prakt. Chem.*, **142**, 177 (1935).

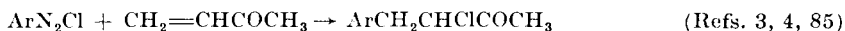
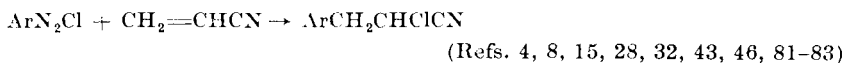
<sup>76</sup> Ropp and Coyner, *Org. Syntheses*, **31**, 80 (1951).

<sup>77</sup> Coyner and Ropp, *J. Am. Chem. Soc.*, **70**, 2283 (1948).


<sup>78</sup> Ropp and Coyner, *J. Am. Chem. Soc.*, **72**, 3960 (1950).

<sup>79</sup> Braude and Fawcett, *J. Chem. Soc.*, **1951**, 3113.

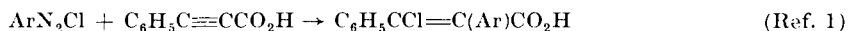
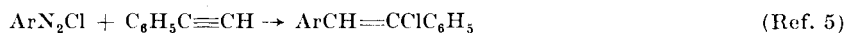
<sup>80</sup> Krishnamurti and Mathur, *J. Indian Chem. Soc.*, **28**, 507 (1951).



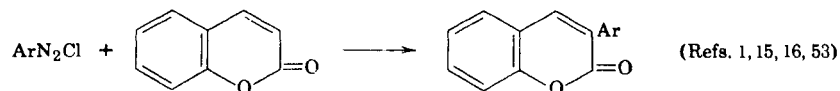
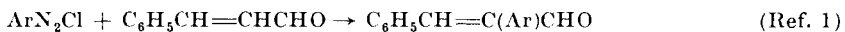
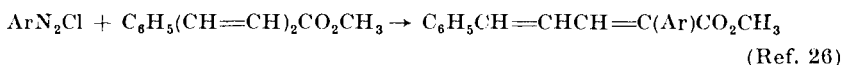
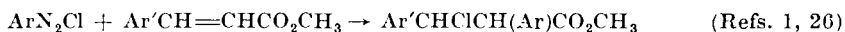
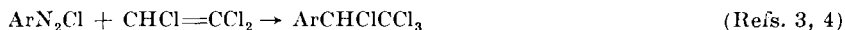
Acetylenes will participate, but the examples are few.



(Diazonium salts react with cuprous acetylide to form mono- and di-arylacetylenes in low yield.<sup>86</sup>)



The ethylenic bond may be substituted with two activating groups. If both are on the same carbon atom, the aryl group becomes attached to the other carbon atom. Symmetrical 1,2-disubstituted ethylenes can give only one orientation. If the activating groups on the  $\alpha$ - and  $\beta$ -carbon atoms are different, the compound formed can be predicted from the rule that the product will be the one formed via the intermediate radical that is the more resonance stabilized.<sup>26</sup> The accompanying equations illustrate arylation of multiply activated olefins.



<sup>81</sup> Dhingra and Mathur, *J. Indian Chem. Soc.*, **24**, 123 (1947).

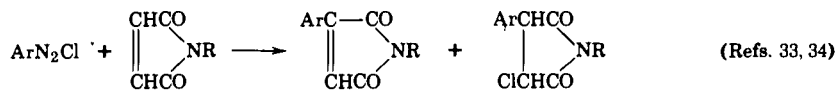
<sup>82</sup> Gaudry, *Can. J. Research*, **B23**, 88 (1945).

<sup>83</sup> Malinowski, *Roczniki Chem.*, **26**, 85 (1952) [*C.A.*, **48**, 620i (1954)].

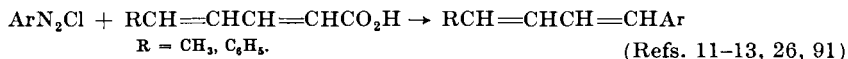
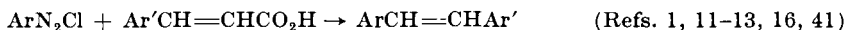
<sup>84</sup> Malinowski and Benbenek, *Roczniki Chem.*, **27**, 379 (1953) [*C.A.*, **49**, 1034h (1955)].

<sup>85</sup> Malinowski, *Roczniki Chem.*, **29**, 37 (1955) [*C.A.*, **50**, 3292h (1956)].

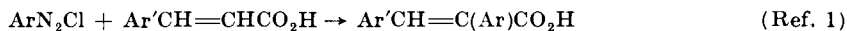
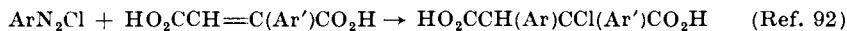
<sup>86</sup> Sokol'skii and Nikolenko, *Doklady Akad. Nauk S.S.S.R.*, **82**, 923 (1952) [*C.A.*, **47**, 2723b (1953)].



Certain  $\alpha,\beta$ -unsaturated acids, such as cinnamic acid and maleic acid, undergo arylation at the carbon atom bearing the carboxyl group. In these reactions decarboxylation accompanies arylation, the extent apparently depending upon the *pH* (see section on reaction conditions). Examples of this phenomenon follow.



Occasionally the reaction proceeds without decarboxylation. Thus maleic acid is arylated at a *pH* of about 2 in a reaction involving only addition.<sup>92</sup> Monoarylmaleic acids give  $\alpha,\beta$ -diaryl- $\alpha$ -chlorosuccinic acids under these conditions.<sup>92</sup> Cinnamic acids are sometimes arylated without decarboxylation;<sup>1</sup> the resulting  $\alpha$ -arylcinnamic acids are not further arylated.<sup>14</sup>



There is one report of a nitro group being lost during arylation. The formation of benzyl *p*-nitrophenyl ketone from  $\omega$ -nitrostyrene and

<sup>87</sup> Taylor and Strojny, *J. Am. Chem. Soc.*, **76**, 1872 (1954).

<sup>88</sup> Vogl and Rondstedt, *J. Am. Chem. Soc.*, **78**, 3799 (1956).

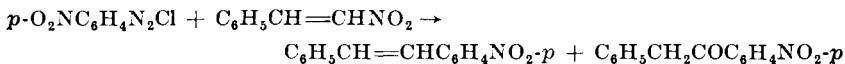
<sup>89</sup> Mehra and Mathur, *J. Indian Chem. Soc.*, **32**, 465 (1955).

<sup>90</sup> Mehra and Mathur, *J. Indian Chem. Soc.*, **33**, 618 (1956).

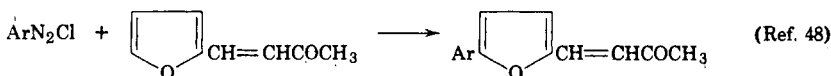
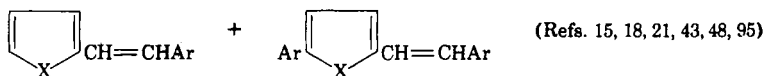
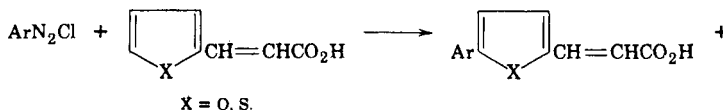
<sup>91</sup> Fusco and Rossi, *Gazz. chim. ital.*, **78**, 524 (1948).

<sup>92</sup> Denivelle and Razavi, *Compt. rend.*, **237**, 570 (1954).

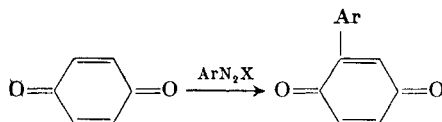
*p*-nitrobenzenediazonium chloride is believed to proceed via a Nef reaction on the supposed intermediate *aci*-nitro compound.<sup>93</sup>



Arylation of  $\beta$ -2-furyl- and  $\beta$ -2-thienyl-acrylic acid is complicated by the preferential or simultaneous occurrence of ring arylation at the 5 position. The high nuclear reactivity of furan derivatives in the Meerwein arylation has been demonstrated in arylations of furfural.<sup>51</sup> Since furan may also be arylated by diazonium salts under the conditions of the Gomberg-Bachmann free-radical biaryl synthesis,<sup>94</sup> its arylation under Meerwein conditions illustrates the similarity between these two reactions.



**Quinones.** Apparently the first examples of quinone arylation were provided by Borsche,<sup>55</sup> who phenylated benzoquinone monoxime (*p*-nitrosophenol) and toluquinone monoxime in low yield. After a period of dormancy, the reaction was applied by Günther to the synthesis of arylbenzoquinones.<sup>56</sup> Subsequently others have shown the reaction to be general and to proceed according to the following equation.



<sup>93</sup> Bergmann and Vromen, *Bull. Research Council Israel*, **3**, Nos. 1/2, 98 (1953) [*C.A.*, **49**, i605f (1955)].

<sup>94</sup> Johnson, *J. Chem. Soc.*, **1946**, 895.

<sup>95</sup> Brown and Kon, *J. Chem. Soc.*, **1948**, 2147.

A large variety of quinones has been arylated by diazonium salts or by the related N-nitroso-N-arylacetamides. Methylated, halogenated, and arylated benzoquinones have been studied, although benzoquinone itself has been investigated most extensively. 1,4-Naphthoquinone has received some attention, though it is arylated much less readily than benzoquinone. An extensive series of 2-hydroxy-3-arylnaphthoquinones has been prepared by this reaction, though mostly in very poor yields.<sup>66, 67</sup>

Schimmelschmidt made a significant contribution to quinone arylation technique.<sup>57</sup> The reaction with benzoquinone could be run very efficiently in weakly alkaline medium *if a trace of hydroquinone was present*. Under these conditions, the diazonium salt reacts with the quinone with the speed of a titration. Pure benzoquinone did not react at all until a little hydroquinone was added. These conditions give very good (but unspecified) yields of arylquinones with a wide variety of diazonium salts, mostly the *ortho*-substituted ones which others had found to be recalcitrant.

Hydroquinone itself has been treated with diazonium salts, and it has been recommended as a reagent for the reductive removal of the diazo group.<sup>96</sup> Schimmelschmidt stated that diazonium salts and hydroquinone form an intractable tar, but other workers have had some success in preparing arylhydroquinones by this procedure.<sup>61, 64</sup> These compounds are probably better prepared by reduction of the quinones.

It is difficult to discuss the limitations of the arylation of quinones by the diazonium salt reaction because of the almost universal failure of authors in this field to report yields or exact reaction conditions. All that can be said is that most diazonium salts will give some product with a mononuclear quinone. The difficulty which many workers have experienced with *ortho*-substituted diazonium salts has been overcome by addition of a trace of hydroquinone.<sup>57</sup>

A number of different experimental conditions have been employed. Most authors have used an aqueous or ethanolic medium with the pH one or two units on either side of neutrality. Some have preferred a more strongly acidic medium with added copper powder or cupric chloride.<sup>59-61, 66, 97</sup> The only comparison of a variety of reaction conditions was made by Fieser and Leffler,<sup>67</sup> but they used the rather unreactive 2-hydroxy-1,4-naphthoquinone in their studies. They did not find that any one set of conditions consistently gave the best results. Since the best yields were reported by Schimmelschmidt, his conditions<sup>57</sup> are probably the most suitable for trial experiments with new examples of this reaction.

The use of N-nitroso-N-arylacetamides appears to be promising,

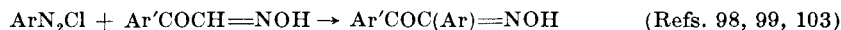
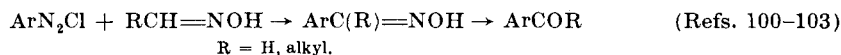
<sup>66</sup> Orton and Everatt, *J. Chem. Soc.*, **93**, 1021 (1908).

<sup>67</sup> Brassard and L'Écuyer, *Can. J. Chem.*, **36**, 700 (1958). See also refs. 158-160.

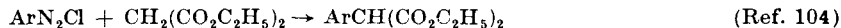
since these compounds are soluble in moderately polar or nonpolar solvents such as ethanol or ethanol-ether mixtures,<sup>68-71</sup> or benzene.<sup>54</sup>

Since the experimental conditions under which quinones may be arylated are so diverse, it appears that more than one mechanism may be operative. Schimmelschmidt<sup>57</sup> has proposed a scheme to account for the participation of hydroquinone. When the conditions approximate those of the Meerwein reaction, quinone arylation probably involves the same reaction path. In the absence of copper, or in neutral or alkaline solution, or with nitrosoacetanilides, the mechanism is doubtless similar to that for arylation of aromatic compounds.<sup>39,40</sup> Further study is required before the mechanism(s) of quinone arylation can be considered to be established.

**Miscellaneous Unsaturated Compounds.** Several examples of the C-arylation of aldoximes have been reported. Although this reaction has received only limited study, it appears to be a potentially useful way of synthesizing aromatic aldehydes and ketones.<sup>98-103</sup> Aldehyde semi-carbazones react similarly.



Malonic ester and nitromethane have been arylated, although the more usual reaction of active methylene compounds with diazonium salts is azo coupling followed by tautomerism to an arylhydrazone. Compare *Organic Reactions*, Volume 10, Chapter 1.



Despite the impressive array of examples of the Meerwein arylation reaction, there are numerous gaps. Any compound with olefinic unsaturation conjugated with another group should be a candidate for arylation, yet many important classes of such compounds have received little or no attention. Only one paper deals with arylation of acrolein

<sup>98</sup> Kanno, *J. Pharm. Soc. Japan*, **73**, 118 (1953) [*C.A.*, **47**, 11154b (1953)].

<sup>99</sup> Kanno, *J. Pharm. Soc. Japan*, **73**, 120 (1953) [*C.A.*, **47**, 11154e (1953)].

<sup>100</sup> Beech, *J. Chem. Soc.*, **1954**, 1297.

<sup>101</sup> Borsche, *Ber.*, **40**, 737 (1907).

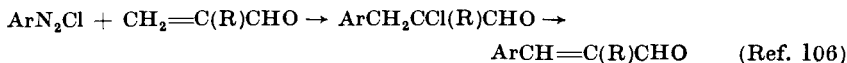
<sup>102</sup> Philipp, *Ann.*, **523**, 285 (1936).

<sup>103</sup> Beech, *J. Chem. Soc.*, **1955**, 3094.

<sup>104</sup> Haginiwa and Murakoshi, *J. Pharm. Soc. Japan*, **73**, 1015 (1953) [*C.A.*, **48**, 10670d (1954)].

<sup>105</sup> Tsurata and Oda, *J. Chem. Soc. Japan, Ind. Chem. Sect.*, **53**, 16 (1950) [*C.A.*, **47**, 5909a (1953)]; cf. Busch and Schäffner, *Ber.*, **56**, 1613 (1923); Oda and Tsurata, *Repts. Inst. Chem. Research, Kyoto Univ.*, **19**, 89 (1940) [*C.A.*, **45**, 7541h (1951)].

and its derivatives,<sup>106</sup> and this reaction is worthy of more study as a new route to cinnamaldehydes. The only nitroolefin studied is  $\beta$ -nitrostyrene,



in which the phenyl group directs the incoming aryl group to the carbon atom holding the nitro group; the nitro group is lost.<sup>93</sup> Arylation of aliphatic nitroolefins has not been studied, but it would be expected to proceed as shown in the following equation.



Vinyl esters have not been studied, while vinyl ethers reportedly give azo coupling in the absence of copper salts.<sup>107</sup> Both are worth examination as routes to arylacetaldehydes.

Simple dienes give 1-arylbutadienes after dehydrohalogenation. Further arylation of 1-arylbutadienes has been explored cursorily as a route to 1,4-diarylbutadienes.<sup>108</sup> The latter compounds can also be made by Meerwein arylation of cinnamylideneacetic acid.<sup>26</sup> Because arylation of anthracene is handicapped by its low solubility, its arylation has required very dilute solutions;<sup>109,110</sup> discovery of a better solvent would enhance the attractiveness of this simple route to 9-aryl- and 9,10-diarylanthracenes. Phenanthrene has not been studied.

Unsaturated sulfur compounds have received little attention. The experiments with 2-phenylethene-1-sulfonic acid in aqueous solution gave no pure product; the sulfonic acid was not attacked at pH 3-6 by various diazonium salts, but at a more alkaline pH it was converted by *p*-nitrobenzenediazonium chloride to a neutral material (loss of the sulfo group) which was not *p*-nitrostilbene.<sup>111,112</sup> Ethylenesulfonic acid has not been tested. A few unsaturated sulfides and sulfones have been tried.<sup>5</sup> There is no mention of the arylation of ethylenephosphonic acid or its derivatives. Enamines have not been studied.

Although unsaturated acids, esters, nitriles, and cyclic imides undergo the Meerwein reaction, amides appear not to react. It was observed that acrylamide, *N*-*t*-butylacrylamide, *N,N'*-methylenebisacrylamide, cinnamamide, and *N*-methylcinnamamide did not give detectable amounts

<sup>106</sup> Malinowski and Benbenek, *Roczniki Chem.*, **30**, 1121 (1956) [*C.A.*, **51**, 8688f (1957)].

<sup>107</sup> Terent'ev and Zagorevskii, *Zhur. obshchei Khim.*, **26**, 200 (1956); *J. Gen. Chem. U.S.S.R.* (*Engl. Transl.*), **26**, 211 (1956) [*C.A.*, **50**, 13777i (1956)].

<sup>108</sup> Dombrovskii, *Doklady Akad. Nauk S.S.S.R.*, **111**, 827 (1956); *Proc. Acad. Sci. U.S.S.R., Sect. Chem. (Engl. Transl.)*, **111**, 705 (1956) [*C.A.*, **51**, 9507f (1957)].

<sup>109</sup> Étienne and Degen, *Compt. rend.*, **236**, 92 (1953); **238**, 2093 (1954).

<sup>110</sup> Dickerman, Levy, and Schwartz, *Chem. & Ind. (London)*, **1958**, 360.

<sup>111</sup> C. S. Rondestvedt, Jr., and C. D. Ver Nooy, unpublished results.

<sup>112</sup> C. S. Rondestvedt, Jr., and O. Vogl, unpublished results.



of arylated product by the customary procedure in acetone.<sup>112</sup> Acrylamide and methacrylamide were not arylated in aqueous solution in the presence of cuprous chloride.<sup>5</sup> It is not clear why amides should be so unreactive, particularly when contrasted with the high reactivity of maleimide derivatives.\*

**Reactivities of Unsaturated Compounds.** In the absence of quantitative data concerning relative reactivities in the Meerwein arylation reaction, only a few qualitative trends based upon yields can be given (see, however, Ref. 73). Compounds with a terminal double bond usually give better results than compounds of the same type where the double bond is not terminal. Thus acrylic and methacrylic acids and their esters<sup>31, 44, 80, 91</sup> give much better yields than crotonic acid and its esters.<sup>1, 26, 31</sup> This may be due to steric factors, or it may reflect a lower degree of polarizability of the nonterminal double bond.<sup>9</sup> Parallel results have been obtained in polymerization studies.

Cinnamic acid appears to be less reactive than acrylic or maleic acid, since cinnamic acids can be prepared by the Meerwein arylation of acrylic and maleic acids.<sup>31, 47</sup> The difference is probably attributable to the energy barrier to decarboxylation which occurs during the reaction with cinnamic acids (see below), or to steric hindrance.

Activated cyclic double bonds are very reactive. The yields of 3-aryl-coumarins<sup>1</sup> are high compared to the yields of products from benzalacetone<sup>43</sup> and methyl cinnamate.<sup>1, 26</sup> Maleimide and N-substituted maleimides<sup>33, 34</sup> generally give satisfactory yields of arylated products, while amides are quite unreactive.<sup>5, 112</sup> Quinones are sufficiently reactive to undergo arylation without a cupric catalyst. The possibility of arylating a double bond activated by a strained ring system, as in bicyclo[2.2.1]heptene, has not been tested.

A triple bond is less reactive than a double bond. One can arylate styrene in far higher yield than phenylacetylene.<sup>5</sup> Vinylacetylene is arylated in good yield at the double bond but not at the triple bond.<sup>113</sup> The difference can probably be ascribed to the greater rigidity of the intermediate radical, necessarily containing a double bond, or to the more strained geometry of the intermediate complex.

The relative efficiencies of various groups in directing the incoming aryl group should be noted. An aryl group is superior to vinyl, carboxyl, carbalkoxyl, cyano, aldehyde or ketone carbonyl, or nitro; no exceptions have been found to the generalization that the incoming aryl group always takes up the position  $\beta$  to the aryl group already present in the structure  $\text{Ar}\overset{\alpha}{\text{C}}\text{H}=\overset{\beta}{\text{C}}\text{HZ}$ . The other available comparison of directing

\* A private communication from George Cleland indicates that conditions may be found in which amides will undergo the Meerwein arylation.

<sup>113</sup> Barney and Pinkney, U.S. pat. 2,657,244 [*C.A.*, **48**, 12800g (1954)].

power is that a benzoyl group is stronger than carboxyl; arylation of  $\beta$ -benzoylacrylic acid occurs  $\beta$  to the benzoyl group.<sup>89, 90</sup> These effects may be rationalized in terms of radical stabilities, as discussed above, or by the relative steric sizes of the directing groups.

More detailed comparisons of relative reactivities will require the results from competitive experiments or other quantitative studies.

**Decarboxylation during Arylation of Cinnamic and Maleic Acids.** Cinnamic acids are decarboxylated during arylation. In only a few examples were small amounts of  $\alpha$ -arylcinnamic acids isolated.<sup>1, 15, 16</sup> Likewise, when maleic, citraconic, and bromomaleic acids were arylated at the usual  $pH$ , monocarboxylic acids were the only acidic materials isolated.<sup>31, 46, 80, 89, 114, 115</sup>

Decarboxylation appears to depend on  $pH$ . By operating in somewhat more acidic solutions (about  $pH$  2) than customary, maleic acid and arylmaleic acids were arylated without loss of carbon dioxide.<sup>92</sup> This information was utilized to prepare arylmaleic anhydrides by cyclizing the resulting  $\alpha$ -aryl- $\beta$ -chlorosuccinic acids with hot acetic anhydride. It has not been determined whether cinnamic acids may be arylated at a low  $pH$  without decarboxylation.

The mechanism of decarboxylation during arylation is obscure. One mechanism involves formation of the  $\beta$ -halo acid which then undergoes dehalogenative decarboxylation. This is unlikely at the  $pH$  commonly used, since dehalogenative decarboxylation is a reaction of the anion which occurs only in neutral or basic solution.<sup>116</sup>  $\beta$ -Lactone formation and decomposition are also unlikely.<sup>116</sup> Another mechanism was based on a study of the acid-catalyzed decarboxylation of cinnamic acids.<sup>117</sup>

It proposes that the intermediate ion  $\text{Ar}\overset{\oplus}{\text{C}}\text{HCH}(\text{Ar}')\text{CO}_2^\ominus$ , which in the Meerwein arylation reaction could arise by oxidation of the free-radical intermediate,<sup>26</sup> undergoes scission to the olefin and carbon dioxide by a simple electron shift. The failure to decarboxylate at low  $pH$  is then attributable to the decreased dissociation of the carboxyl group.

### The Diazonium Salt

A wide variety of diazotizable aromatic amines participate in the Meerwein arylation reaction. Thus halo-, nitro-, alkoxy-, acetamido-, sulfo-, arsono-, alkyl-, and aryl-anilines have been used, as well as  $\alpha$ - and

<sup>114</sup> Rehan and Mathur, *J. Indian Chem. Soc.*, **28**, 540 (1951).

<sup>115</sup> Mathur, Krishnamurti, and Pandit, *J. Am. Chem. Soc.*, **75**, 3240 (1953).

<sup>116</sup> Vaughan and Craven, *J. Am. Chem. Soc.*, **77**, 4629 (1955).

<sup>117</sup> Johnson and Heinz, *J. Am. Chem. Soc.*, **71**, 2913 (1949).

$\beta$ -naphthylamines. Disubstituted anilines, mostly dihaloanilines, and trisubstituted anilines have found occasional use. Diamines such as *p*-phenylenediamine and benzidine yield bis-products when tetrazotized and coupled with two equivalents of acrylonitrile.

No generalizations can be made about the effects of substituents that will be free from exceptions. However, several trends have been noticed that will be helpful in predicting whether a new example is likely to succeed. First, diazonium salts containing electron-attracting groups usually give better yields than does benzenediazonium chloride. Nitro groups and halogen atoms are often particularly beneficial. There are not enough comparisons with other electron-attracting substituents (such as carboxyl, cyano, acetyl, sulfo) to permit confident prediction, but they appear to lead to better yields. It also appears that the electron-attracting group must not be insulated from the ring by a methylene group; this statement is based on the report that *p*-carboxymethyl-, *p*-cyanomethyl-, and *p*-methoxymethylbenzenediazonium chloride fail to react with cinnamic acid.<sup>118</sup>

Alkyl groups, as in the toluidines and xylidines, are frequently harmful, and the yields from the alkylbenzenediazonium salts are usually inferior to those from nitro- and halo-benzenediazonium salts. An aryl group is usually helpful, unless condensed as in the naphthylamines.

The effect of a methoxyl group is ambiguous. Most of the data show that the yields from diazotized anisidines are better than with diazotized aniline, but not so good as with nitro- and halodiazonium salts. Occasionally the best yields (or the poorest) in a series are obtained from alkoxyated diazonium salts.

Second, the position of the substituent may be critical. The tables at the end of this chapter show that the best yields are usually obtained when the substituent is *para* to the diazonium function, poorest when it is *ortho*. This seems to be especially true of the more negative, bulkier groups such as nitro and carboxy and less true of methyl and methoxyl groups. One *ortho* halogen atom seems to have little effect, but two *ortho* halogen atoms sometimes completely prevent the reaction. Significant exceptions are found in the arylation of quinone,<sup>57</sup> butadiene,<sup>79</sup> benzalacetone,<sup>43</sup> and cinnamic acid,<sup>1</sup> where the yields of *ortho*- and *para*-nitro products are comparable.

Probably the position effect is not entirely steric. For example, in the arylation of acrylic acid, the yields of *o*-halocinnamic acid were not affected in the series *o*-chloro-, *o*-bromo-, and *o*-iodo-benzenediazonium chloride, being 26% in each case.<sup>31</sup> Even 2,6-dichlorobenzenediazonium chloride gave a 20% yield of 2,6-dichlorocinnamic acid. On the other

<sup>118</sup> Kon, *J. Chem. Soc.*, **1948**, 224.

hand, in the same reaction, the yields from *o*-, *m*-, and *p*-nitrobenzene-diazonium chloride were 7, 29, and 60%, respectively.<sup>31</sup> Possibly the adverse effect of an *o*-nitro or *o*-carboxyl group is a result of formation of an internal complex between the diazonium group and the substituent, which does not readily accept an electron from the unsaturated compound. The yield differences also may result in part from the fact that among the three isomeric products, the *para* isomer is usually the easiest to purify because of its lower solubility and higher melting point.

In view of the numerous exceptions to these generalizations concerning the effects of substituents in the diazonium salt, the potential user of this reaction should not be deterred from attempting it with apparently unpromising diazonium salts.

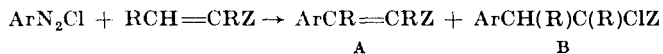
Although the simple diazonium salts are well represented in the tables, less attention has been devoted to more complicated compounds. In view of the variety of aromatic amines commercially available as dye intermediates, it is surprising to find that investigation of the Meerwein arylation reaction with polysubstituted anilines has been limited almost entirely to the polyhaloanilines. One explanation may be that the more weakly basic amines require special techniques for diazotization. Since such procedures have been highly developed in the dye industry, their use should permit examination of many weakly basic amines. Heterocyclic primary amines comprise another large and neglected class. Quinoline-3-diazonium chloride reacted with methacrylonitrile in the expected manner.<sup>5</sup> 6-Methoxyquinoline-8-diazonium chloride gave only 6-methoxy-8-chloroquinoline on attempted reaction with cinnamic acid.<sup>119</sup> There is no reason to doubt that moderately stable heterocyclic diazonium salts will take part in the Meerwein arylation reaction. It is also possible that the less stable ones, such as those derived from 2- and 4-aminopyridine which commonly lose nitrogen to give 2- and 4-halopyridine, may be used in the Meerwein reaction by application of Malinowski's technique<sup>84</sup> of diazotizing the amine in the presence of the unsaturated compound and cupric chloride.

### Factors Influencing Addition vs. Substitution

The Meerwein arylation reaction will in general give two products, one arising from substitution of a hydrogen on the  $\beta$ -carbon atom of the olefin by the aryl group, the other by addition of the aryl group and chlorine atom to the double bond. It would be helpful to be able to predict which product will be formed from a given reaction and what experimental conditions will favor one or the other product. (In many

<sup>119</sup> Cook, Heilbron, and Steger, *J. Chem. Soc.*, **1943**, 413.

cases this knowledge is not important, for the addition product can usually be converted to the substitution product by dehydrohalogenation with a tertiary amine or a stronger base such as potassium hydroxide.)



However, no systematic study of this aspect of the reaction has been published. Therefore several tentative generalizations based upon a few scattered observations can serve only as rough guides.

The controllable factor which seems to influence the proportion of addition and substitution products is the *pH* of the reaction medium. The basis for this statement is the fact that arylation of maleic acid at the customary *pH* of 3 to 5 proceeds with decarboxylation,<sup>47</sup> while in more acidic medium the addition product is formed without decarboxylation.<sup>92</sup> If this is generally true, it is probable that the best yields of addition product will be obtained by operating in the most acidic medium that will permit the reaction to occur. The concentration of chloride ion probably also plays a role.

The most important factor, namely the structure of the olefin, cannot be controlled. It appears from the tables that most olefins give chiefly addition products. The exceptions are cinnamaldehyde, benzalacetone, acrylic acid, methacrylic acid, cinnamylideneacetic ester, coumarin, sometimes maleimides, and of course those compounds that undergo decarboxylation. It is likely that a careful examination of most of the reported reactions would disclose the presence of both types of product. One may tentatively conclude that, if the substitution product is extensively stabilized by resonance, as with the 3-arylcoumarins, such products will be formed, probably because an extended conjugated system is thereby formed. This explanation does not account for the fact that acrylic and methacrylic acids give the substitution product exclusively, whereas the corresponding esters give addition products. This situation may result from the use of sodium bicarbonate during the isolation of the products from the acids,<sup>31, 47, 80, 81, 114, 115</sup> since the addition product is dehydrohalogenated by this reagent, as shown by the presence of ionic halide after the bicarbonate treatment.

### Side Reactions

The low yields often obtained in the Meerwein arylation reaction attest to the prominence of side reactions. This is not surprising in view of the wide variety of reactions that diazonium salts undergo. Those that have been identified as occurring during the Meerwein arylation

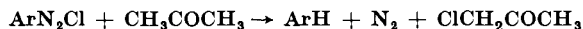
reaction are replacement of the diazo group by a halogen atom, hydrolysis to the phenol, reductive loss of nitrogen (deamination), formation of symmetrical azo compounds, and decomposition to the inevitable tars (diazo resins) almost always associated with the reactions of diazonium salts.

The Sandmeyer reaction involving negatively substituted diazonium salts (precisely those diazonium salts that give the best results in the Meerwein reaction) proceeds well in the presence of cupric chloride,<sup>120</sup> although *cuprous* chloride formed in small amounts was the catalytic agent.<sup>120</sup> Cuprous chloride is also present in those Meerwein reactions conducted in the presence of acetone.<sup>37, 45</sup> The arylation reaction is much faster than the Sandmeyer reaction when the highly reactive olefin styrene is present.<sup>46</sup> With olefins less reactive than styrene, the Sandmeyer reaction competes very effectively.<sup>119</sup> Thus the reaction of *p*-nitrobenzenediazonium chloride with methyl vinyl ketone gave 20% of *p*-nitrochlorobenzene and 41% of the Meerwein product;<sup>85</sup> in the same reaction, diazotized anthranilic acid or ester gave no Meerwein product, but instead a large amount of *o*-chlorobenzoic acid or ester. It is doubtless true that most Meerwein reactions are accompanied by products of the Sandmeyer reaction, although most authors have not reported the presence of the latter, nor have they given yields.

It should be possible to suppress the competitive Sandmeyer reaction by control of the *pH* and halide ion concentration,<sup>120</sup> and by minimizing the quantity of *cuprous* halide by operating in a solvent other than acetone. Present knowledge suggests the desirability of changing the above variables and the reaction temperature before abandoning a new Meerwein arylation reaction because of the formation of the products of a Sandmeyer reaction.

Formation of phenols is not always detected: first, because the rapid hydrolysis of a diazonium salt usually requires temperatures much higher than those normally used in the Meerwein arylation reaction, and, second, because any phenol that is formed is likely to be consumed by azo coupling, especially if the medium is more alkaline than *pH* 3-4. Phenol formation seems to be seriously competitive with some *ortho*-substituted diazonium salts. Thus salicylic acid or ester was a major by-product in the reaction of *o*-carboxy- or carbalkoxy-benzenediazonium chloride with methyl vinyl ketone.<sup>85</sup> *o*-Cresol was the major product isolated from the reaction of *o*-toluenediazonium chloride with methacrylonitrile.<sup>5</sup>

Reductive replacement of the diazo group (deamination) is a much more serious side reaction. Meerwein traced it to a reaction with acetone.



<sup>120</sup> Pfeil, *Angew. Chem.*, **65**, 155 (1953), and papers cited therein.

In the reaction of *p*-chlorobenzenediazonium chloride with acetone without cupric salt and sodium acetate, about 14% of chloroacetone was produced. Cupric chloride and sodium acetate increased the yield of chloroacetone to 45%. Comparison of variously substituted diazonium salts showed that the yield of chloroacetone in the presence of cupric chloride and sodium acetate was greatest with negatively substituted diazonium salts; highest with 2,4-dichlorobenzenediazonium chloride (65%), and lowest with *p*-methoxybenzenediazonium chloride (18%). Unfortunately, although the deamination product was isolated in several cases, yields and reaction rates were not given. Therefore the data do not show what fraction of the chloroacetone arose from the reaction just written and what fractions came from the independent attack of cupric chloride on acetone.<sup>28</sup> This point deserves reinvestigation. The reduction may be explained as hydrogen transfer to the intermediate aryl radical from acetone.<sup>37, 121</sup>

The symmetrical azo compound  $\text{ArN}=\text{NAr}$  is often one of the components of the tarry by-product that accompanies the Meerwein arylation reaction. In some reactions this azo compound has been isolated.<sup>15, 16, 19, 122</sup> It not uncommonly accompanies the Sandmeyer reaction, especially in the presence of insufficient cuprous chloride.<sup>123, 124</sup>

The most annoying and least understood side reaction is the formation of diazo resins. While these may be formed entirely from the diazonium salt, it is quite likely that some of the unsaturated compound is incorporated in the tar. Although the homopolymer of acrylonitrile could not be detected in a typical example,<sup>36</sup> it is known that diazonium salts may function as polymerization initiators.<sup>27, 35</sup> If chain transfer is less than 100% efficient, the 1:1 radical intermediate may add a few more monomer molecules before its growth is stopped.

Further discussion of the decomposition of diazonium salts is given in the excellent monograph by Saunders.<sup>123</sup>

### COMPARISON WITH OTHER SYNTHETIC METHODS

Despite the low yields often obtained in the Meerwein arylation reaction, an appreciation of its synthetic value is best obtained by surveying other methods that may be used for the preparation of the same compounds. The ensuing discussion is not intended to be an exhaustive survey of

<sup>121</sup> Waters, *J. Chem. Soc.*, **1937**, 2007; **1938**, 843.

<sup>122</sup> Nesmeyanov, Perevalova, and Golovnya, *Doklady Akad. Nauk S.S.S.R.*, **99**, 539 (1954) [*C.A.*, **49**, 15918c (1955)].

<sup>123</sup> Saunders, *The Aromatic Diazo Compounds*, 2nd ed., p. 228, Arnold, London, 1949.

<sup>124</sup> Holt and Hopson-Hill, *J. Chem. Soc.*, **1952**, 4251; Atkinson et al., *J. Am. Chem. Soc.*, **72**, 1397 (1950); **67**, 1513 (1945); and previous papers.

alternative routes. Rather, one or two of the more general alternative synthetic methods for the major classes of compounds available from the Meerwein arylation reaction will be considered.

The Meerwein reaction has been used most frequently for preparing stilbenes. One common alternative method involves the Perkin condensation of an arylacetic acid with an aromatic aldehyde, followed by decarboxylation of the resulting  $\alpha$ -arylcinnamic acid—a two-step process. Except where the aldehyde and the arylacetic acid are commercially available, both must be synthesized. A second and more recent method<sup>125</sup> involves the self-condensation of benzyl halides in the presence of alkali metal amides. At present this method appears to be limited to symmetrical stilbenes and at least requires the synthesis of the substituted benzyl halide. In contrast, the Meerwein arylation requires the aromatic amines (more available than the corresponding aldehydes) and the cinnamic acids (or styrenes). The cinnamic acids usually may be prepared by a Meerwein arylation of acrylic or maleic acid. Thus, complicated stilbenes are available in two steps, and the starting materials are two aromatic amines and commercial acrylic or maleic acid.

Cinnamic acids may be prepared by the Reformatskiĭ, the Perkin, or the Doebner-Knoevenagel condensation.<sup>126</sup> The aromatic aldehyde is the required starting material and usually must be synthesized. The Meerwein procedure requires the aromatic amine and either acrylic or maleic acid. Though the yields may be low, the product is readily freed from tar by extraction of the acid with sodium bicarbonate.

The Meerwein arylation of acrolein and methacrolein, recently reported,<sup>106</sup> yields  $\beta$ -aryl- $\alpha$ -chloropropionaldehydes. If the yields could be improved, and if dehydrochlorination offered no difficulty, the reaction would constitute a valuable synthesis for ring-substituted cinnamaldehydes. These important compounds are usually prepared by a crossed aldol condensation between an aromatic and an aliphatic aldehyde.

3-Arylcoumarins are prepared by condensation of salicylaldehyde with ring-substituted phenylacetic acids.<sup>127</sup> Since the latter are more difficultly accessible than aromatic amines, the Meerwein reaction appears to be the method of choice for the synthesis of 3-arylcoumarins.

1-Arylbutadienes have been made by adding Grignard reagents to aldehydes and dehydrating the carbinols, for example, by adding allylmagnesium chloride to benzaldehydes or methylmagnesium iodide to cinnamaldehydes.<sup>49, 77, 78</sup> Again the aldehydes are the starting materials.

<sup>125</sup> Hauser, Brasen, Skell, Kantor, and Brodhag, *J. Am. Chem. Soc.*, **78**, 1653 (1956).

<sup>126</sup> Johnson, in Adams, *Organic Reactions*, Vol. I, p. 233, John Wiley & Sons, New York, 1942.

<sup>127</sup> von Walther and Wetzlich, *J. prakt. Chem.*, [2] **61**, 169 (1900).



The Meerwein reaction of aromatic amines with butadiene appears to be preferable, since the 1-aryl-4-chlorobutenes are readily dehydrochlorinated to 1-arylbutadienes.<sup>76, 108, 128</sup> 1,4-Diarylbutadienes can be prepared by successive Meerwein reactions, although this application has not been explored in detail.<sup>108</sup> At present, 1,4-diarylbutadienes are prepared by Grignard reactions or by the Meerwein arylation of cinnamylideneacetic acids.<sup>26</sup>

2-Aryl-1,4-quinones have been prepared in low yields by arylation of a quinone with a diaroxy peroxide,<sup>67</sup> the latter usually being made from the aromatic acid. The convenience of using an aromatic amine instead of a peroxide which usually must be synthesized, together with the better yields from the amine, suggests that the arylquinones are best prepared by the Schimmelschmidt,<sup>57</sup> Kvalnes,<sup>58</sup> or L'Écuyer<sup>97</sup> modification of the Meerwein reaction.

One important general method for coupling an aromatic ring to an aliphatic side chain is the Grignard reaction. It suffers from the serious limitation that arylmagnesium halides will react with functional groups other than the desired one. Thus one cannot prepare Grignard reagents from aryl halides containing nitro, cyano, sulfo, acyl, carboxy, or carbalkoxy groups, i.e., just those substituents which promote the Meerwein reaction.

Another method for attaching a functional aliphatic side chain to an aromatic nucleus is the Friedel-Crafts reaction.<sup>129</sup> For example, methacrylic acid condenses with toluene or *p*-xylene to form  $\alpha$ -arylisobutyric acids.<sup>130</sup> Crotonic acid condenses with benzene to form, after cyclization, 3-methylhydrindanone.<sup>131</sup> Cinnamic acids react with aromatic compounds giving  $\beta,\beta$ -diarylpropionic acids,<sup>132</sup> although  $\alpha$ -phenylacrylic acid is arylated at the  $\alpha$ -carbon atom to give  $\alpha,\alpha$ -diarylpropionic acids.<sup>132</sup> In these examples, the orientation is the opposite of that obtained in the Meerwein reaction, and the acids obtained have saturated side chains. Furthermore the Friedel-Crafts reaction is hindered or prevented by strongly electron-attracting groups in the aromatic nucleus, again the same substituents which promote the Meerwein reaction.

In summary, the Meerwein reaction is no synthetic panacea. It occupies an important place among those reactions which form a new bond between an aromatic ring and a functionally substituted side chain.

<sup>128</sup> Dombrovskii and Terent'ev, *Zhur. obshchei Khim.*, **27**, 415 (1956); *J. Gen. Chem. U.S.S.R. (Engl. Transl.)*, **27**, 469 (1956) [*C.A.*, **51**, 15454d (1957)].

<sup>129</sup> Kirk, U.S. pat. 2,497,673 [*C.A.*, **44**, 5389d (1950)].

<sup>130</sup> Colonge and Weinstein, *Bull. soc. chim. France*, **1951**, 820; Prijs, *Helv. Chim. Acta*, **35**, 780 (1952); Colonge and Pickat, *Bull. soc. chim. France*, **1949**, 177.

<sup>131</sup> Koelsch, *J. Am. Chem. Soc.*, **65**, 59 (1943).

<sup>132</sup> Dippy and Young, *J. Chem. Soc.*, **1955**, 3919; **1952**, 1817; **1951**, 1415.

It is particularly attractive because of the low cost and ready availability of aromatic amines and because of its experimental simplicity. Further study directed toward improving the yields obtainable by suppressing side reactions will increase its value still more.

### EXPERIMENTAL CONDITIONS

The technique of a Meerwein reaction is usually very simple, requiring no elaborate apparatus. The diazonium salt is prepared from one equivalent of aromatic amine, dissolved in 2.5–3.0 equivalents of hydrochloric (or hydrobromic) acid, by the addition of sodium nitrite solution. The cold solution is filtered if necessary to remove any diazoamino compound. Although the excess nitrous acid may be removed with sulfamic acid or urea, it appears from qualitative experiments that the subsequent reaction proceeds faster in the presence of small amounts of nitrite ion.<sup>5,112</sup> The cold mixture is then adjusted to about *pH* 3–4 by addition of concentrated sodium acetate or chloroacetate solution. A *pH* meter or short-range *pH* paper is helpful in the operation.

Meanwhile the unsaturated compound is dissolved in water, acetone, or other desired solvent. The two solutions are mixed and cupric chloride (or bromide) dihydrate (0.07–0.15 mole) is added. At this point, additional water or acetone may be needed to render the mixture homogeneous. Nitrogen evolution may begin immediately or after a short induction period. Otherwise, the solution is warmed slowly to the temperature at which nitrogen evolution begins; this is usually below 25°. Stirring is usually unnecessary. Once the reaction begins, some cooling may be necessary for control. Strong cooling may stop the reaction, and it is then difficult to initiate it again. Addition of 1–2% of nitrite ion is sometimes helpful to reinitiate reactions that have stopped.<sup>112</sup>

When nitrogen evolution is complete, the acetone, if present, is removed by distillation at ordinary or reduced pressure. Steam distillation is usually desirable since many of the by-products such as the chloro compound resulting from the Sandmeyer reaction, the phenol, the chloroacetone, the deamination product, and often the unreacted starting material are steam distillable. The product is separated from the aqueous phase by filtration or by extraction with methylene chloride, ether, or other solvent. The product may be freed from tar if the former is soluble in acid or base. Distillation of the product is recommended where feasible, since the tars are almost invariably nonvolatile.\* If the product cannot be distilled, it often can be purified by dissolving it in petroleum ether, carbon tetrachloride, or benzene and passing the solution

\* *Caution:* Distillation of nitro-containing tars may lead to explosions.

through a short column of alumina; the diazo resin is usually retained as a strongly adsorbed band at the top of the column. In favorable cases, the product may be crystallized from an appropriate solvent, often with the aid of activated charcoal.

Should the simple procedure just described be unsuccessful, the first variable to alter is the *pH*. It is probable that each combination of diazonium salt and unsaturated compound will have an optimum *pH*. For example, in the arylation of maleic acid, negatively substituted diazonium salts react at an appreciably lower *pH* than other diazonium salts.<sup>47</sup> The second variable to change is the solvent. As noted below, acetone is frequently harmful, and its use should probably be avoided when the unsaturated compound is sufficiently water-soluble.

In the event of continued failure, the experimenter should make at least one trial with 5–15% of cuprous chloride catalyst in the absence of oxygen before concluding that the reaction should be abandoned.

Difficulties in purification often arise because a mixture of substitution and addition products is formed (see above). When the substitution product is the one that is sought, the crude product may advantageously be treated with base to effect dehydrohalogenation. Treatment with hot or cold alcoholic alkali is doubtless the most rapid method. The use of tertiary amines such as dimethylaniline, 2,6-lutidine, *sym*-collidine, or triethylamine at temperatures from 25° to as high as 220° is recommended for products destroyed by stronger bases.

### Effects of Reaction Medium

**Solvent.** When the unsaturated component is sufficiently soluble in water, an organic co-solvent is usually unnecessary. In the arylation of acrylic acid and maleic acid, the yields are considerably lower when acetone is present.<sup>31, 47</sup> The same is true in the arylation of furfural.<sup>51</sup> Ferrocene<sup>122, 133–135</sup> and quinones<sup>57</sup> do not require acetone, though comparisons of yields with and without acetone have not been made.

Acetone is by far the most popular organic solvent, though a few others have received some attention. Methyl ethyl ketone, acetonitrile, *N*-methylpyrrolidone, pyridine, dimethyl sulfoxide, sulfolane (tetrahydrothiophene-1,1-dioxide), and 2,4-dimethylsulfolane appear, from very limited data, to be useful. In the arylation of coumarin with *p*-chloro- or

<sup>133</sup> Weinmayr, *J. Am. Chem. Soc.*, **77**, 3012 (1955).

<sup>134</sup> Nesmeyanov, Perevalova, Golovnya, and Nesmeyanova, *Doklady Akad. Nauk S.S.S.R.*, **97**, 459 (1954) [*C.A.*, **49**, 9633f (1955)].

<sup>135</sup> Nesmeyanov, Perevalova, Golovnya, and Shilovtseva, *Doklady Akad. Nauk S.S.S.R.*, **102**, 535 (1955) [*C.A.*, **50**, 4925h (1956)].

*p*-nitro-benzenediazonium chloride, acetonitrile as the solvent gave yields comparable to acetone as the solvent. However, the yield in the *p*-chlorophenylation of methacrylonitrile was lower in acetonitrile and the reaction was slow.<sup>5</sup> Dimethyl sulfoxide gave fair results in the *p*-nitrophenylation of coumarin.<sup>34</sup> The two sulfolanes have been tried only in the *p*-chlorophenylation of methacrylonitrile, with excellent results, although the isolation of the products was more difficult because of the high boiling points of these solvents.<sup>5</sup> There are scattered reports of the use of pyridine as a buffering ingredient.<sup>1,8</sup> Pyridine also has been used as a constituent of a solvent mixture for difficulty soluble cinnamic acids.<sup>136,137</sup> Less satisfactory solvents are dimethylformamide, tetrahydrofuran, and ethylene glycol dimethyl ether, judging from results in the *p*-nitrophenylation of coumarin.<sup>53</sup> N-Methylpyrrolidone has been used in the *p*-chlorophenylation of methacrylonitrile with fair results.<sup>5</sup> Ethanol is definitely unsatisfactory.<sup>28,53,138</sup> Diethyl ether has been employed in the self-catalyzed (no copper salt) reaction of ferrocene with diazonium salts,<sup>122</sup> and ethanol-ether mixtures were satisfactory in the arylation of quinones by N-nitroso-N-arylacetamides.<sup>68-71</sup> However, these reactions are not typical Meerwein reactions.

As yet untried are esters such as methyl formate or butyrolactone. There is no report of attempts to conduct the reaction deliberately in a two-phase system with solvents such as chloroform, carbon tetrachloride, methylene chloride, or benzene. The two-phase technique might possess the same advantages it has in the related Gomberg-Bachmann arylation of aromatic compounds.<sup>40</sup>

Consideration of the structures of the useful solvents suggests that their beneficial effect is associated with the presence of easily polarized unsaturation electrons, which may assist in the transfer of an electron from the olefin to the diazonium salt. Alcohols and ethers, with merely unshared electrons, seem incapable of functioning as demanded. Furthermore, the latter solvents reduce (deaminate) diazonium salts.<sup>138,139</sup>

The state of the art does not permit a reliable prediction of the best solvent medium for a new Meerwein reaction. Initial experiments should be tried in aqueous solutions if the solubility of the olefin permits. Otherwise, acetone is probably the best cosolvent, considering cost, availability, and ease of subsequent removal. If acetone proves unsatisfactory, acetonitrile should be tried next. Not enough is known about the other solvents to provide a basis for comment.

<sup>136</sup> Drefahl, Seeboth, and Degen, *J. prakt. Chem.* [4] **4**, 99 (1956).

<sup>137</sup> Drefahl, Gerlach, and Degen, *J. prakt. Chem.* [4] **4**, 119 (1956).

<sup>138</sup> Meerwein, *Angew. Chem.*, **70**, 211 (1958).

<sup>139</sup> Dombrovskii and Stadnichuk, *Zhur. Obshchet Khim.*, **25**, 1737 (1955) [*C.A.*, **50**, 5548e (1956)].

**Anions.** Almost all studies of this reaction have been performed with diazonium chlorides. The few reported examples of the use of diazonium bromides have given roughly comparable yields.<sup>1, 4, 30</sup> On the other hand, some attempts to use the diazonium sulfates or nitrates have failed.<sup>1</sup> It has been stated (without specifying the particular examples) that no reaction (nitrogen evolution) took place between an olefin, a diazonium sulfate, and copper sulfate until hydrochloric or hydrobromic acid was added.<sup>4</sup>

This behavior is understandable for those reactions where halogen is incorporated into the product. Here the presence of a readily polarizable nucleophilic anion would be essential. It is not so clear why it should be true when the ionic halogen is not incorporated into the product, as is true with coumarin,<sup>1</sup> cinnamaldehyde,<sup>1</sup> cinnamic acid,<sup>1</sup> acrylic acid,<sup>31</sup> etc. In fact, it is not certain that halide ion is essential, since no specific examples have been cited in support of the claim that it is. Recent experiments have shown that halide ion is desirable but not indispensable.<sup>5</sup> Both the *p*-nitrophenylation of acrylic acid (no acetone) and the *p*-chlorophenylation of cinnamic acid (with acetone) proceed when the chloride ion is replaced by sulfate. However, the reactions had to be heated to 60° to produce a rate of nitrogen evolution equal to those from controls at room temperature containing a plentiful supply of chloride ion. The chloride-promoted reaction is thus about ten times faster. The yields without chloride were only about 60% of those with chloride. Other examples from the literature, such as arylation of quinones and ferri-cinium ion, are not typical Meerwein reactions.

One possible explanation for the function of halide is that a crucial stage in the reaction requires a covalent diazo compound  $\text{ArN}=\text{NX}$ . Anions such as bisulfate, sulfate, and nitrate do not readily form covalent bonds. A high concentration of acetate ions should then permit formation of a covalent diazo acetate in the absence of halide ions. A more plausible explanation is that a complex copper *anion* such as  $\text{CuCl}_3^-$  or  $\text{CuCl}_4^{=}$  is the effective catalyst. Such complex anions form readily with halides but not with nitrate, etc. If one accepts the postulate that *cuprous* salt is sometimes the active catalyst, halide is required both for the attack on acetone (see, however, Ref. 73) and for complexing and solubilizing the otherwise unstable and insoluble cuprous copper.

Further experimental evidence is necessary to clarify the function of the anion.

**Catalysts.** Apart from copper salts, which have been discussed above, only copper powder,<sup>140</sup> mercuric chloride, and zinc chloride exhibited a

<sup>140</sup> Dobáš, Marhan, Krejčí, and Pírk, *Collection Czechoslov. Chem. Commun.*, **22**, 1473 (1957); *Chem. Listy*, **51**, 463 (1957) [*C.A.*, **51**, 10449 (1957)].

modest catalytic activity in the *p*-nitrophenylation of coumarin.<sup>53</sup> A wide variety of other transition metal salts was essentially inert, affording no better yield than that obtained in the absence of added catalyst (8%). More recent studies of various metal salts in other olefin-diazonium salt systems confirmed this observation. However, since the oxidation-reduction potential of each olefin-diazonium salt pair is different, it is probable that there exist systems in which other catalysts will be effective. The complexing ability of the metal salt is doubtless a significant factor, but it cannot be assessed at the present time.

Certain reactions proceed without a catalyst. None was employed in the arylation of ferrocene.<sup>122, 133-135</sup> Many satisfactory quinone arylations<sup>57</sup> require no copper salt; a trace of hydroquinone functions as the catalyst. In these typical cases, the unsaturated compound requires no added catalyst to transfer an electron to the diazonium salt. Furthermore, quinones are notably efficient radical traps. In a few reactions conducted near *pH* 6, nitrogen evolution was observed before the addition of a copper salt.<sup>15-22</sup> However, this observation was not followed up.

**Acidity.** Most Meerwein reactions have been conducted in the *pH* range 3-4, occasionally as low as *pH* 2<sup>92</sup> or as high as *pH* 6.<sup>15-22</sup> Control of the *pH* is important in minimizing side reactions. In the lower *pH* range, the Sandmeyer reaction consumes a large fraction of the diazonium salt,<sup>1</sup> and at high *pH* the formation of diazo resins is accelerated.<sup>1</sup> In the arylation of maleic acid the yields were poor if the mixture was too acidic.<sup>47</sup> However, maleic acid arylated at *pH* 2 gives  $\alpha$ -aryl- $\beta$ -chlorosuccinic acids in good (though unspecified) yields.<sup>92</sup> Acrylonitrile and methyl vinyl ketone have been arylated in unbuffered hydrochloric acid solution with good results.<sup>84, 85, 119, 141</sup> Müller apparently did not neutralize the free acid left over from diazotization in some reactions.<sup>4</sup> Ferricinium ion was arylated in strong aqueous sulfuric acid.<sup>133</sup>

A study of the effect of *pH* upon yield and quality of 3-*p*-nitrophenylcoumarin showed that best results were obtained in the range *pH* 2-4.<sup>53</sup> At *pH* 3, the nature of the buffering anion is important;<sup>53</sup> acetate and chloroacetate<sup>1</sup> are best, while succinate, phosphate, tartrate, and citrate are inferior. Pyridine usually, but not always, gives poorer results than acetate.

Deviations toward the alkaline side may result in azo coupling with some compounds. Thus 7-hydroxycoumarin and *p*-hydroxycinnamic acid were arylated in a chloroacetate buffer of unspecified *pH*, but underwent azo coupling if the medium became more alkaline.<sup>1</sup> The reverse of this *pH* effect was noted in the arylation of 2-hydroxy-1,4-naphthoquinone.<sup>62</sup>

<sup>141</sup> Malinowski, *Roczniki Chem.*, **27**, 54 (1953) [*C.A.*, **48**, 13678h (1954)].

Experiments with a new Meerwein reaction probably should begin in an acetate buffer at *pH* 3–4. Variations toward the acid side probably will be more fruitful than variations in the basic direction, but the optimum *pH* will have to be determined experimentally.

### EXPERIMENTAL PROCEDURES

**1-*p*-Nitrophenylbutadiene.** The preparation of 1-*p*-nitrophenyl-4-chloro-2-butene from *p*-nitroaniline and butadiene (89% crude yield) and its dehydrohalogenation with methanolic potassium hydroxide to 1-*p*-nitrophenylbutadiene (57–61% based on *p*-nitroaniline) has been described in *Organic Synthesis*.<sup>76</sup>

**3-*p*-Nitrophenylcoumarin.**<sup>1, 53</sup> *p*-Nitroaniline (4.1 g., 0.03 mole) is diazotized by treatment with 25 ml. of 1:1 hydrochloric acid, 15 g. of ice, and 7.0 ml. of 30% aqueous sodium nitrite. The *pH* is brought to 3–4 by addition of saturated aqueous sodium acetate, and the filtered solution is added in one portion to a solution of 4.4 g. (0.03 mole) of coumarin in 75–90 ml. of acetone. Then 0.8 g. (0.0045 mole) of cupric chloride dihydrate is added, and the mixture is stirred at ambient temperature until nitrogen evolution is complete. Slight cooling may be necessary if the reaction becomes too vigorous. The mixture is then steam-distilled until no more organic material distills. The water-insoluble residue is collected by filtration, washed with water, triturated with several small portions of acetone to remove unchanged coumarin and diazo resins, and finally recrystallized from anisole (10–12 ml. per g.). Pure *p*-nitrophenylcoumarin melting at 264° is obtained in a yield of 2.8–3.6 g. (35–45%).

***trans-p*-Chlorocinnamic Acid.**<sup>31</sup> *p*-Chloroaniline (3.2 g., 0.025 mole) is diazotized as above. The filtered diazonium solution (22–25 ml.) is added to a solution of 1.8 g. (0.025 mole) of acrylic acid, 5.8 g. of sodium acetate, and 1 g. of cupric chloride dihydrate in 80 ml. of water. After the vigorous evolution of nitrogen ceases, the insoluble material is collected by filtration and extracted with 5% sodium bicarbonate solution. The insoluble tarry portion is discarded, and the aqueous filtrate is acidified with dilute sulfuric acid. The *p*-chlorocinnamic acid is collected and crystallized from aqueous methanol; yield, 1.3 g. (28%), m.p. 239–240°.

A similar procedure with *p*-nitroaniline yields 2.9 g. (60%) of *p*-nitrocinnamic acid, m.p. 285–286°.<sup>31</sup> The writer has confirmed this yield and has found that 2-methoxyethanol containing a little ethanol is a much better solvent than ethanol for the crystallization of *p*-nitrocinnamic acid. The Meerwein arylation is far more convenient than the nitration of cinnamic acid followed by separation of isomers.

**2-Methoxy-4'-phenylstilbene.**<sup>42</sup> *p*-Aminobiphenyl (16.9 g., 0.1 mole) is diazotized in hydrochloric acid in the usual manner. The diazonium solution is added to a solution of 17.8 g. (0.1 mole) of *o*-methoxycinnamic acid in 1 l. of acetone containing 25 g. of anhydrous sodium acetate and 4.2 g. of cupric chloride dihydrate. Nitrogen evolution is complete after 3 hours at 20–25°. The solid remaining after steam distillation is sublimed at 125°/1  $\mu$  and then crystallized from alcohol. Ten grams (35%) of the stilbene is obtained as small white prisms, m.p. 184–185°.

In the preparation of stilbenes substituted in both rings, it is highly desirable to use the more soluble of the two possible cinnamic acids and to supply the second aryl group via the amine.

***trans-p*-Nitrocinnamionitrile.**<sup>4</sup> *p*-Nitroaniline (4.2 kg.) in 18 l. of hot 1:1 hydrochloric acid is cooled to 30–40°, mixed with 24 kg. of ice, and diazotized with 7.3 l. of 30% aqueous sodium nitrite. The filtered diazonium solution is added to 1.76 kg. of acrylonitrile in 15 l. of acetone. After addition of 0.6 kg. of cupric chloride dihydrate, nitrogen evolution sets in at 18°. (A sodium acetate buffer is not specified.) The temperature is maintained below 30° by cooling. After nitrogen evolution is complete, the product is collected and crystallized from methanol. The yield of  $\alpha$ -chloro-*p*-nitrohydrocinnamionitrile, m.p. 110°, is 5.3 kg. (83%).

The chloronitrile (5.2 kg.) is dehydrohalogenated by boiling it for 10 hours with a solution of 4 kg. of sodium acetate in 20 l. of ethanol and 8 l. of water. The insoluble *p*-nitrocinnamionitrile which separates is collected, washed, and crystallized from chlorobenzene, m.p. 200°; yield, 3.6 kg. (79%).

**$\alpha$ -*p*-Chlorophenyl-N-isopropylmaleimide.**<sup>33</sup> *p*-Chlorobenzene-diazonium chloride solution, prepared in the usual way from 0.1 mole of *p*-chloroaniline, is added to an ice-cold solution of 0.1 mole of N-isopropylmaleimide in 30 ml. of acetone. The pH is brought to 3 with aqueous sodium acetate, 0.015 mole of cupric chloride is added, then enough acetone or water to form a homogeneous solution. Nitrogen evolution begins immediately. The mixture is kept in an ice bath for  $\frac{1}{2}$  hour, then warmed to 35–40° and maintained at that temperature with stirring for 3 hours. The acetone is then evaporated under reduced pressure, and the oily product is separated.

The oil is dissolved in 50 ml. of 2,6-lutidine, heated nearly to boiling, cooled, diluted with 75 ml. of benzene, and filtered. The filtrate is partitioned between ether and water, the organic layer is washed with dilute sulfuric acid and water, then dried and evaporated. The crystalline residue is recrystallized from ether-petroleum ether. Alternatively, the residue may be distilled at reduced pressure; the product is then more



easily recrystallized. The yield of pure material, m.p. 102–104°, is 14.6 g. (51%).

***p*-Nitrophenylmaleic Anhydride.**<sup>92</sup> A solution of *p*-nitrobenzene-diazonium chloride is prepared by diazotizing 27.6 g. (0.2 mole) of *p*-nitroaniline in the presence of sufficient hydrochloric acid to make the pH of the resulting solution about 2. It is then added with vigorous stirring to a solution of 23 g. (0.2 mole) of maleic acid in 80 ml. of acetone containing 8 g. of cupric chloride dihydrate in 14 ml. of water. The temperature is maintained between 12 and 18° for 2 hours, and the mixture is then allowed to stand for 24 hours at room temperature. The layers are separated, and the lower layer is concentrated under reduced pressure. The solid residue is crystallized from a mixture of ethanol and benzene, giving 27 g. (50%) of  $\alpha$ -*p*-nitrophenyl- $\beta$ -chlorosuccinic acid as micro crystals, m.p. 275° (dec.).

For the preparation of *p*-nitrophenylmaleic anhydride, 12 g. of the chlorosuccinic acid is dissolved in 24 g. of acetic anhydride and boiled under reflux for 6 hours. The solvent is then removed at reduced pressure, and the residue is crystallized from ligroin, giving 8.8 g. (92%) of *p*-nitrophenylmaleic anhydride, m.p. 127°.

**1,4-Bis-(2'-chloro-2'-cyanoethyl)benzene (Use of a Diamine).**<sup>84</sup> A solution of 21.2 g. (0.4 mole) of acrylonitrile in 100 ml. of acetone is added to a solution of 36 g. (0.2 mole) of *p*-phenylenediamine dihydrochloride, 100 ml. of water, 50 ml. of concentrated hydrochloric acid, and 10 g. of cupric chloride dihydrate. The mixture is cooled to -7° and slowly treated with 27.6 g. of sodium nitrite in water. During the course of 2 hours, about 1 mole of nitrogen is evolved. The end point is determined with starch-iodide paper.

The cold mixture (a dark bronze, oily liquid) is filtered and allowed to warm to 28° during the course of 1 hour. At this temperature nitrogen is evolved vigorously. On the following day, tarry particles are removed by filtration, and the filtrate is steam distilled. About 1 l. of distillate, containing about 3 ml. of a yellow immiscible liquid with an acid odor, is collected. The distillation is then stopped despite the fact that the distillate is still cloudy.

The tarry residue solidifies on cooling. It is crystallized from 5 l. of methanol with 10 g. of decolorizing carbon. The product weighs 18 g. (36%) and melts at 178–180°. After two recrystallizations from ethanol, pure 1,4-bis(2'-chloro-2'-cyanoethyl)benzene, m.p. 184°, is obtained. A larger run gave a 45% yield.

**2-*o*-Chlorophenylbenzoquinone.**<sup>57</sup> A solution of 325 g. of *o*-chloroaniline in 500 ml. of water and 500 ml. of concentrated hydrochloric acid is prepared by warming, then cooled and mixed with 2 kg. of ice. Sodium

nitrite (350 ml. of a 40% solution) is added with vigorous stirring and efficient cooling below the surface of the first solution as rapidly as possible. The mixture is filtered; the filtrate has a volume of 3.5–4.0 l. It must be acid to Congo red and contain free nitrous acid.

Meanwhile a suspension of *p*-benzoquinone is prepared by oxidizing 220 g. of hydroquinone in 2 l. of water with 121 g. of potassium bromate and 110 ml. of *N* sulfuric acid. The suspension is heated at 60–75° until all the dark quinhydrone crystals have disappeared. It is then cooled to 5°, and 350 g. of sodium bicarbonate is added just before the coupling reaction is started.

The quinone suspension is placed in a 10-l. flask and stirred vigorously while the diazonium solution is added below the surface of the suspension from a graduated dropping funnel at the rate of 25 ml. per minute. The temperature is maintained in the range 5–8° during addition. The mixture is tested periodically to be sure that it is still alkaline. It is also tested with cotton soaked in Naphthol-AS solution or paper soaked in the sodium salt of  $\beta$ -naphthol. If this test shows the presence of unreacted diazonium salt, a trace of hydroquinone is added.

Reaction stops abruptly when about 104% of the theoretical amount of diazonium solution has been added. The product is collected by filtration, washed with water, and dried. The crude product weighs 450 g. It is purified by distillation, giving 410 g., b.p. 160–162°/3 mm. The residue consists of the decomposition products of polyarylated benzoquinone. 2-*o*-Chlorophenylquinone may be recrystallized from methanol or ethanol; m.p. 82–83°. The yield is 90% based on amine or 94% based on hydroquinone.

#### TABULAR SURVEY OF THE MEERWEIN ARYLATION REACTION

In the following thirteen tables are collected the examples of the Meerwein reaction which could be found in the literature up to October, 1958. The search was conducted with *Chemical Abstracts Subject Indexes* through Vol. 50, 1956. More recent references were located by scanning titles in *Current Chemical Papers* for titles suggestive of the Meerwein reaction.

In each table, the unsaturated components are arranged in the following order: the parent compound of the series; its halogen derivatives in the order F, Cl, Br, I; its alkyl derivatives in the order of increasing size and complexity; its phenyl derivatives and its nuclear-substituted phenyl derivatives; and finally heterocyclic derivatives of the parent compound.

Under each unsaturated component the diazonium salts used are arranged in the following order: benzenediazonium chloride, then

nuclear substitution products in the order F, Cl, Br, I, NO<sub>2</sub>, OH, OCH<sub>3</sub>, NH<sub>2</sub>, NHCOCH<sub>3</sub>, SO<sub>3</sub>H, SO<sub>2</sub>NH<sub>2</sub>, AsO<sub>3</sub>H<sub>2</sub>, alkyl in the order of increasing size and complexity, aryl (including condensed aryl as in naphthalene-diazonium chloride), CHO, CO<sub>2</sub>H, CO<sub>2</sub>R, COR, CN, and finally heterocyclic diazonium salts.

The individual diazonium salts are not entered in the tables since they are adequately identified by inspection of the products.

The practice has been followed of reporting the highest yield claimed in the literature for a particular reaction; that figure is given by the first reference cited, followed by the others in numerical order. The symbol (—) indicates that no yield was reported. Unsuccessful experiments have been included in the tables.

TABLE I  
NONCONJUGATED OLEFINS AND ACETYLENES

Olefin or Acetylene	Product (Yield, %)	References
$\text{CH}_2=\text{CH}_2$	$p\text{-O}_2\text{NC}_6\text{H}_4\text{CH}_2\text{CH}_2\text{Cl}$ (< 20)	3, 4
$\text{CH}_2=\text{CHBr}$	$p\text{-O}_2\text{NC}_6\text{H}_4\text{CH}_2\text{CHBr}_2$ (77)	30
$\text{CH}_2=\text{CHCH}_2\text{Cl}$	$p\text{-ClC}_6\text{H}_4\text{CH}_2\text{CHClCH}_2\text{Cl}$ (—)	3, 4
$\text{CHCl}=\text{CCl}_2$	$p\text{-ClC}_6\text{H}_4\text{CHClCCl}_3^*$ (—)	3, 4
$\text{CH}_2=\text{CHCH}_2\text{CO}_2\text{H}$	$p\text{-ClC}_6\text{H}_4\text{CH}=\text{CHCl}_2\text{CO}_2\text{H}$ (5)	13
$\text{CH}\equiv\text{CH}$	$p\text{-O}_2\text{NC}_6\text{H}_4\text{CH}=\text{CHCl}$ (—)	3, 4
$\text{CH}_2=\text{CHSi}(\text{C}_2\text{H}_5)_3$	$p\text{-HO}_2\text{CC}_6\text{H}_4\text{CH}_2\text{CHClSi}(\text{C}_2\text{H}_5)_3$ (13)	142
$\text{CH}_2=\text{CHSi}(\text{C}_6\text{H}_5)_3$	$\text{C}_6\text{H}_5\text{CH}_2\text{CHClSi}(\text{C}_6\text{H}_5)_3$ (0)	142
	$p\text{-ClC}_6\text{H}_4\text{CH}_2\text{CHClSi}(\text{C}_6\text{H}_5)_3$ (37)	142
	$p\text{-BrC}_6\text{H}_4\text{CH}_2\text{CHClSi}(\text{C}_6\text{H}_5)_3$ (15)	142
	$m\text{-O}_2\text{NC}_6\text{H}_4\text{CH}_2\text{CHClSi}(\text{C}_6\text{H}_5)_3$ (16)	142
	$p\text{-O}_2\text{NC}_6\text{H}_4\text{CH}_2\text{CHClSi}(\text{C}_6\text{H}_5)_3$ (28)	142
	$p\text{-CH}_3\text{OC}_6\text{H}_4\text{CH}_2\text{CHClSi}(\text{C}_6\text{H}_5)_3$ (0)	142
	$p\text{-CH}_3\text{C}_6\text{H}_4\text{CH}_2\text{CHClSi}(\text{C}_6\text{H}_5)_3$ (0)	142
	$p\text{-C}_6\text{H}_5\text{C}_6\text{H}_4\text{CH}_2\text{CHClSi}(\text{C}_6\text{H}_5)_3$ (11)	142
	$p\text{-HO}_2\text{CC}_6\text{H}_4\text{CH}_2\text{CHClSi}(\text{C}_6\text{H}_5)_3$ (23)	142

Note: References 142 to 161 are on p. 260.

\* This structure was assigned by analogy.

TABLE II  
CONJUGATED DIENES AND ACETYLENES, STYRENES

Diene	Product (Yield, %)	References	
CH <sub>2</sub> =CHCH=CH <sub>2</sub>	C <sub>6</sub> H <sub>5</sub> CH <sub>2</sub> CH=CHCH <sub>2</sub> Cl (70)	128, 108, 143, 144	
	C <sub>6</sub> H <sub>5</sub> CH <sub>2</sub> CH=CHCH <sub>2</sub> Br (33)	143	
	<i>p</i> -ClC <sub>6</sub> H <sub>4</sub> CH <sub>2</sub> CH=CHCH <sub>2</sub> Cl (67)	108, 143, 3, 4	
	2,4-Cl <sub>2</sub> C <sub>6</sub> H <sub>3</sub> CH <sub>2</sub> CH=CHCH <sub>2</sub> Cl (64)	108, 143, 3, 4	
	<i>p</i> -BrC <sub>6</sub> H <sub>4</sub> CH <sub>2</sub> CH=CHCH <sub>2</sub> Cl (60)	108, 143, 78	
	2,4-Br <sub>2</sub> C <sub>6</sub> H <sub>3</sub> CH <sub>2</sub> CH=CHCH <sub>2</sub> Cl (62)	108, 143	
	<i>p</i> -IC <sub>6</sub> H <sub>4</sub> CH <sub>2</sub> CH=CHCH <sub>2</sub> Cl (30)	108, 143	
	<i>o</i> -O <sub>2</sub> NC <sub>6</sub> H <sub>4</sub> CH <sub>2</sub> CH=CHCH <sub>2</sub> Cl (76)	79, 108, 143	
	<i>m</i> -O <sub>2</sub> NC <sub>6</sub> H <sub>4</sub> CH <sub>2</sub> CH=CHCH <sub>2</sub> Cl (57)	108, 143	
	<i>p</i> -O <sub>2</sub> NC <sub>6</sub> H <sub>4</sub> CH <sub>2</sub> CH=CHCH <sub>2</sub> Cl (89)	49, 3, 4, 76, 77, 108, 143, 145	
	<i>p</i> -CH <sub>3</sub> OC <sub>6</sub> H <sub>4</sub> CH <sub>2</sub> CH=CHCH <sub>2</sub> Cl (41)	108, 143	
	<i>o</i> -CH <sub>3</sub> C <sub>6</sub> H <sub>4</sub> CH <sub>2</sub> CH=CHCH <sub>2</sub> Cl (52)	108, 143	
	<i>m</i> -CH <sub>3</sub> C <sub>6</sub> H <sub>4</sub> CH <sub>2</sub> CH=CHCH <sub>2</sub> Cl (50)	108, 143	
	<i>p</i> -CH <sub>3</sub> C <sub>6</sub> H <sub>4</sub> CH <sub>2</sub> CH=CHCH <sub>2</sub> Cl (52)	108, 143	
	CH <sub>2</sub> =CHCCl=CH <sub>2</sub>	C <sub>6</sub> H <sub>5</sub> CH <sub>2</sub> CH=CClCH <sub>2</sub> Cl* (57)	108, 3
		<i>p</i> -ClC <sub>6</sub> H <sub>4</sub> CH <sub>2</sub> CH=CClCH <sub>2</sub> Cl* (45)	3
		2,4-Cl <sub>2</sub> C <sub>6</sub> H <sub>3</sub> CH <sub>2</sub> CH=CClCH <sub>2</sub> Cl* (ca. 70)	3, 4
2,5-Cl <sub>2</sub> C <sub>6</sub> H <sub>3</sub> CH <sub>2</sub> CH=CClCH <sub>2</sub> Cl* (68)		4	
3,4-Cl <sub>2</sub> C <sub>6</sub> H <sub>3</sub> CH <sub>2</sub> CH=CClCH <sub>2</sub> Cl* (—)		3, 4	
<i>o</i> -O <sub>2</sub> NC <sub>6</sub> H <sub>4</sub> CH <sub>2</sub> CH=CClCH <sub>2</sub> Cl* (—)		3, 4	
<i>m</i> -O <sub>2</sub> NC <sub>6</sub> H <sub>4</sub> CH <sub>2</sub> CH=CClCH <sub>2</sub> Cl* (ca. 70)		3, 4	
<i>p</i> -O <sub>2</sub> NC <sub>6</sub> H <sub>4</sub> CH <sub>2</sub> CH=CClCH <sub>2</sub> Cl* (—)		4	
<i>m</i> -NCC <sub>6</sub> H <sub>4</sub> CH <sub>2</sub> CH=CClCH <sub>2</sub> Cl* (ca. 70)		3	

Note: References 142 to 161 are on p. 260.

\* The structure is assigned by analogy; no conclusive structure proof is given.

THE MERWEIN ARYLATION REACTION  
225

TABLE II—Continued  
CONJUGATED DIENES AND ACETYLENES, STYRENES

Diene	Product (Yield, %)	References	
CH <sub>2</sub> =CHCH=CHCH <sub>3</sub>	C <sub>6</sub> H <sub>5</sub> CH <sub>2</sub> CH=CHCHClCH <sub>3</sub> * (56)	108	
	<i>p</i> -O <sub>2</sub> NC <sub>6</sub> H <sub>4</sub> CH <sub>2</sub> CH=CHCHClCH <sub>3</sub> * (40)	108	
CH <sub>2</sub> =CHC(CH <sub>3</sub> )=CH <sub>2</sub>	C <sub>6</sub> H <sub>5</sub> CH <sub>2</sub> CH=C(CH <sub>3</sub> )CH <sub>2</sub> Cl* (68)	108, 1, 3, 4	
	<i>o</i> -O <sub>2</sub> NC <sub>6</sub> H <sub>4</sub> CH <sub>2</sub> CH=C(CH <sub>3</sub> )CH <sub>2</sub> Cl (—)	146	
CH <sub>2</sub> =CHC(CH <sub>3</sub> )=CHCH <sub>3</sub>	C <sub>6</sub> H <sub>5</sub> CH <sub>2</sub> CH=C(CH <sub>3</sub> )CHClCH <sub>3</sub> * (48)	108	
	C <sub>6</sub> H <sub>5</sub> CH <sub>2</sub> C(CH <sub>3</sub> )=C(CH <sub>3</sub> )CH <sub>2</sub> Cl (68)	108, 1, 3, 4	
CH <sub>2</sub> =CHCH=CHC <sub>6</sub> H <sub>5</sub>	C <sub>6</sub> H <sub>5</sub> CH=CHCH=CHC <sub>6</sub> H <sub>5</sub> (80)	108	
	C <sub>6</sub> H <sub>5</sub> CH=CHCH=CHC <sub>6</sub> H <sub>4</sub> CH <sub>3</sub> - <i>p</i> (70)	108	
CH <sub>2</sub> =CHC(C <sub>6</sub> H <sub>5</sub> )=CH <sub>2</sub>	C <sub>6</sub> H <sub>5</sub> CH=CHC(C <sub>6</sub> H <sub>5</sub> )=CH <sub>2</sub> (—)	108	
	C <sub>6</sub> H <sub>5</sub> CH <sub>2</sub> CHClC≡CH (40–45)	113	
Anthracene (C <sub>14</sub> H <sub>10</sub> )	2,5-Cl <sub>2</sub> C <sub>6</sub> H <sub>3</sub> CH <sub>2</sub> CHClC≡CH (—)	113	
	9-C <sub>6</sub> H <sub>5</sub> C <sub>14</sub> H <sub>9</sub> (—)	110	
	9,10-(C <sub>6</sub> H <sub>5</sub> ) <sub>2</sub> C <sub>14</sub> H <sub>8</sub> (—)	109, 110	
	9- <i>p</i> -ClC <sub>6</sub> H <sub>4</sub> C <sub>14</sub> H <sub>9</sub> (7)	110	
	9,10-( <i>p</i> -ClC <sub>6</sub> H <sub>4</sub> ) <sub>2</sub> C <sub>14</sub> H <sub>8</sub> (37)	110, 109	
	9,10-( <i>o</i> -O <sub>2</sub> NC <sub>6</sub> H <sub>4</sub> ) <sub>2</sub> C <sub>14</sub> H <sub>8</sub> (—)	109	
	9- <i>p</i> -O <sub>2</sub> NC <sub>6</sub> H <sub>4</sub> C <sub>14</sub> H <sub>9</sub> (16)	110	
	9,10-( <i>p</i> -O <sub>2</sub> NC <sub>6</sub> H <sub>4</sub> ) <sub>2</sub> C <sub>14</sub> H <sub>8</sub> (20)	109, 110	
	9- <i>p</i> -CH <sub>3</sub> OC <sub>6</sub> H <sub>4</sub> C <sub>14</sub> H <sub>9</sub> (10)	110	
	9,10-( <i>p</i> -CH <sub>3</sub> OC <sub>6</sub> H <sub>4</sub> ) <sub>2</sub> C <sub>14</sub> H <sub>8</sub> (9)	110	
	9-Phenylanthracene (9-C <sub>6</sub> H <sub>5</sub> C <sub>14</sub> H <sub>9</sub> )	9,10-(C <sub>6</sub> H <sub>5</sub> ) <sub>2</sub> C <sub>14</sub> H <sub>8</sub> (18)	110
	Anthracene-9-carboxylic acid (C <sub>14</sub> H <sub>9</sub> CO <sub>2</sub> H-9)	9-C <sub>6</sub> H <sub>5</sub> -10- <i>p</i> -O <sub>2</sub> NC <sub>6</sub> H <sub>5</sub> C <sub>14</sub> H <sub>8</sub> (54)	110
10- <i>p</i> -ClC <sub>6</sub> H <sub>4</sub> C <sub>14</sub> H <sub>9</sub> CO <sub>2</sub> H-9 (8)		110	
10- <i>p</i> -O <sub>2</sub> NC <sub>6</sub> H <sub>4</sub> C <sub>14</sub> H <sub>9</sub> CO <sub>2</sub> H-9 (29)		110	

226  
ORGANIC REACTIONS

Ferrocene (dicyclopentadienyliron, C <sub>10</sub> H <sub>10</sub> Fe)	C <sub>6</sub> H <sub>5</sub> C <sub>10</sub> H <sub>9</sub> Fe (66)	147	
	(C <sub>6</sub> H <sub>5</sub> ) <sub>2</sub> C <sub>10</sub> H <sub>8</sub> Fe* (42)	122	
	<i>m</i> -ClC <sub>6</sub> H <sub>4</sub> C <sub>10</sub> H <sub>9</sub> Fe (34)	147	
	<i>o</i> -O <sub>2</sub> NC <sub>6</sub> H <sub>4</sub> C <sub>10</sub> H <sub>9</sub> Fe† (5)	147	
	<i>m</i> -O <sub>2</sub> NC <sub>6</sub> H <sub>4</sub> C <sub>10</sub> H <sub>9</sub> Fe† (—)	135	
	<i>p</i> -O <sub>2</sub> NC <sub>6</sub> H <sub>4</sub> C <sub>10</sub> H <sub>9</sub> Fe† (64)	122, 134, 147	
	<i>p</i> -HOC <sub>6</sub> H <sub>4</sub> C <sub>10</sub> H <sub>9</sub> Fe (39)	135, 147	
	<i>p</i> -CH <sub>3</sub> OC <sub>6</sub> H <sub>4</sub> C <sub>10</sub> H <sub>9</sub> Fe (40)	122, 147	
	<i>p</i> -HO <sub>3</sub> SC <sub>6</sub> H <sub>4</sub> C <sub>10</sub> H <sub>9</sub> Fe (—)	147	
	<i>o</i> -CH <sub>3</sub> C <sub>6</sub> H <sub>4</sub> C <sub>10</sub> H <sub>9</sub> Fe (43)	147	
	<i>p</i> -CH <sub>3</sub> C <sub>6</sub> H <sub>4</sub> C <sub>10</sub> H <sub>9</sub> Fe (57)	122	
	(C <sub>10</sub> H <sub>7</sub> ) <sub>x</sub> C <sub>10</sub> H <sub>10-x</sub> *† (—)	122	
	<i>o</i> -HO <sub>2</sub> CC <sub>6</sub> H <sub>4</sub> C <sub>10</sub> H <sub>9</sub> Fe (7)	147	
	<i>p</i> -CH <sub>3</sub> COC <sub>6</sub> H <sub>4</sub> C <sub>10</sub> H <sub>9</sub> Fe (—)	148	
	Ferricinium ion	C <sub>6</sub> H <sub>5</sub> C <sub>10</sub> H <sub>9</sub> Fe (17)	133
		(C <sub>6</sub> H <sub>5</sub> ) <sub>2</sub> C <sub>10</sub> H <sub>8</sub> Fe* (20)	133
		<i>p</i> -ClC <sub>6</sub> H <sub>4</sub> C <sub>10</sub> H <sub>9</sub> Fe (—)	133
		<i>p</i> -O <sub>2</sub> NC <sub>6</sub> H <sub>4</sub> C <sub>10</sub> H <sub>9</sub> Fe (10)	133
		( <i>p</i> -O <sub>2</sub> NC <sub>6</sub> H <sub>4</sub> ) <sub>2</sub> C <sub>10</sub> H <sub>8</sub> Fe* (60)	133
		<i>p</i> -HOC <sub>6</sub> H <sub>4</sub> C <sub>10</sub> H <sub>9</sub> Fe (60)	133
( <i>p</i> -C <sub>6</sub> H <sub>5</sub> C <sub>6</sub> H <sub>4</sub> ) <sub>2</sub> C <sub>10</sub> H <sub>7</sub> Fe* (50)		133	
( <i>o</i> -HO <sub>2</sub> CC <sub>6</sub> H <sub>4</sub> ) <sub>2</sub> C <sub>10</sub> H <sub>8</sub> Fe* (15)		133	
8-HO <sub>2</sub> C-1-C <sub>10</sub> H <sub>8</sub> C <sub>10</sub> H <sub>9</sub> Fe (6)		133	

Note: References 142 to 161 are on p. 260.

\* The structure is assigned by analogy; no conclusive structure proof is given.

† The nitrobenzenediazonium salts oxidized some of the ferrocene to ferricinium ion; no product was obtained from 2,4-(O<sub>2</sub>N)<sub>2</sub>C<sub>6</sub>H<sub>3</sub>N<sub>2</sub><sup>+</sup>HSO<sub>4</sub><sup>-</sup>.<sup>147</sup>

‡ It was not specified whether the naphthyl group was α or β.

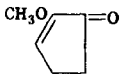
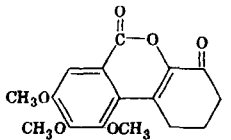
TABLE II—Continued  
CONJUGATED DIENES AND ACETYLENES, STYRENES

Unsaturated Compound	Product (Yield, %)	References
CH <sub>2</sub> =CHC <sub>6</sub> H <sub>5</sub>	C <sub>6</sub> H <sub>5</sub> CH=CHC <sub>6</sub> H <sub>5</sub> (23)	9
	<i>p</i> -ClC <sub>6</sub> H <sub>4</sub> CH=CHC <sub>6</sub> H <sub>5</sub> (41)	9
	<i>p</i> -ClC <sub>6</sub> H <sub>4</sub> CH <sub>2</sub> CHClC <sub>6</sub> H <sub>5</sub> (75)	28
	2,4-Cl <sub>2</sub> C <sub>6</sub> H <sub>3</sub> CH <sub>2</sub> CHClC <sub>6</sub> H <sub>5</sub> (—)	73
	<i>p</i> -O <sub>2</sub> NC <sub>6</sub> H <sub>4</sub> CH=CHC <sub>6</sub> H <sub>5</sub> (32)	9
	<i>p</i> -CH <sub>3</sub> OC <sub>6</sub> H <sub>4</sub> CH=CHC <sub>6</sub> H <sub>5</sub> (13)	9
	CH <sub>2</sub> =CHC <sub>6</sub> H <sub>4</sub> NO <sub>2</sub> - <i>p</i>	<i>p</i> -ClC <sub>6</sub> H <sub>4</sub> CH <sub>2</sub> CHClC <sub>6</sub> H <sub>4</sub> NO <sub>2</sub> - <i>p</i> (9)
<i>p</i> -O <sub>2</sub> NC <sub>6</sub> H <sub>4</sub> CH <sub>2</sub> CHClC <sub>6</sub> H <sub>4</sub> NO <sub>2</sub> - <i>p</i> (4)		74
<i>p</i> -CH <sub>3</sub> C <sub>6</sub> H <sub>4</sub> CH <sub>2</sub> CHClC <sub>6</sub> H <sub>4</sub> NO <sub>2</sub> - <i>p</i> (4)		74
2,4-Cl <sub>2</sub> C <sub>6</sub> H <sub>3</sub> CH <sub>2</sub> CCl(CH <sub>3</sub> )C <sub>6</sub> H <sub>5</sub> (—)		73
C <sub>6</sub> H <sub>5</sub> C(CH <sub>3</sub> )=C(CH <sub>3</sub> )C <sub>6</sub> H <sub>5</sub> (8)		9
CH <sub>3</sub> CH=C(CH <sub>3</sub> )C <sub>6</sub> H <sub>5</sub>	<i>p</i> -O <sub>2</sub> NC <sub>6</sub> H <sub>4</sub> C(CH <sub>3</sub> )=C(CH <sub>3</sub> )C <sub>6</sub> H <sub>5</sub> (36)	9
	<i>p</i> -CH <sub>3</sub> OC <sub>6</sub> H <sub>4</sub> C(CH <sub>3</sub> )=C(CH <sub>3</sub> )C <sub>6</sub> H <sub>5</sub> (0)	9
	<i>p</i> -CH <sub>3</sub> OC <sub>6</sub> H <sub>4</sub> C(C <sub>2</sub> H <sub>5</sub> )=C(C <sub>2</sub> H <sub>5</sub> )C <sub>6</sub> H <sub>4</sub> OCH <sub>3</sub> - <i>p</i> (0.8)	9
	<i>p</i> -O <sub>2</sub> NC <sub>6</sub> H <sub>4</sub> CH=C(C <sub>6</sub> H <sub>5</sub> ) <sub>2</sub> (10)	75
C <sub>2</sub> H <sub>5</sub> CH=C(C <sub>2</sub> H <sub>5</sub> )C <sub>6</sub> H <sub>4</sub> OCH <sub>3</sub> - <i>p</i>	<i>p</i> -ClC <sub>6</sub> H <sub>4</sub> CH <sub>2</sub> CHClC <sub>6</sub> H <sub>4</sub> N-2 (20)	74
	<i>p</i> -O <sub>2</sub> NC <sub>6</sub> H <sub>4</sub> CH <sub>2</sub> CHClC <sub>6</sub> H <sub>4</sub> N-2 (15)	74
	<i>p</i> -CH <sub>3</sub> C <sub>6</sub> H <sub>4</sub> CH <sub>2</sub> CHClC <sub>6</sub> H <sub>4</sub> N-2 (54)	74
	C <sub>6</sub> H <sub>5</sub> C≡CC <sub>6</sub> H <sub>5</sub> § (5)	5
2-Vinylpyridine	<i>p</i> -ClC <sub>6</sub> H <sub>4</sub> C≡CC <sub>6</sub> H <sub>5</sub> § (24)	5
	<i>p</i> -O <sub>2</sub> NC <sub>6</sub> H <sub>4</sub> C≡CC <sub>6</sub> H <sub>5</sub> § (14)	5
	HC≡CC <sub>6</sub> H <sub>5</sub>	

§ The crude product was a mixture of ArC≡CC<sub>6</sub>H<sub>5</sub> and ArCH=CClC<sub>6</sub>H<sub>5</sub>; it was dehydrohalogenated without purification to the diarylacetylene.

TABLE III

 $\alpha,\beta$ -UNSATURATED ALDEHYDES AND KETONES

Unsaturated Carbonyl Compound	Product (Yield %)	References
$\text{CH}_2=\text{CHCHO}$	$\text{C}_6\text{H}_5\text{CH}_2\text{CHClCHO}$ (10)	106
	<i>m</i> - $\text{ClC}_6\text{H}_4\text{CH}_2\text{CHClCHO}$ (27)	106
	<i>p</i> - $\text{ClC}_6\text{H}_4\text{CH}_2\text{CHClCHO}$ (38)	106
	<i>p</i> - $\text{O}_2\text{NC}_6\text{H}_4\text{CH}_2\text{CHClCHO}$ (11)	106
$\text{CH}_2=\text{C}(\text{CH}_3)\text{CHO}$	<i>p</i> - $\text{ClC}_6\text{H}_4\text{CH}_2\text{CCl}(\text{CH}_3)\text{CHO}$ (43)	106
$\text{CH}_2=\text{C}(\text{C}_2\text{H}_5)\text{CHO}$	<i>p</i> - $\text{ClC}_6\text{H}_4\text{CH}_2\text{CCl}(\text{C}_2\text{H}_5)\text{CHO}$ (33)	106
$\text{CH}_2=\text{CHCOCH}_3$	$\text{C}_6\text{H}_5\text{CH}_2\text{CHClCOCH}_3$ (18)	85
	<i>p</i> - $\text{ClC}_6\text{H}_4\text{CH}_2\text{CHClCOCH}_3$ (22)	85
	2,5- $\text{Cl}_2\text{C}_6\text{H}_3\text{CH}_2\text{CHClCOCH}_3$ (—)	3, 4
	<i>p</i> - $\text{O}_2\text{NC}_6\text{H}_4\text{CH}_2\text{CHClCOCH}_3$ (41)	85
	<i>o</i> - $\text{HO}_2\text{CC}_6\text{H}_4\text{CH}_2\text{CHClCOCH}_3$ (—)	85
	<i>p</i> - $\text{HO}_2\text{CC}_6\text{H}_4\text{CH}_2\text{CHClCOCH}_3$ (26)	85
	<i>o</i> - $\text{CH}_3\text{O}_2\text{CC}_6\text{H}_4\text{CH}_2\text{CHClCOCH}_3$ (—)	85
	<i>m</i> - $\text{NCC}_6\text{H}_4\text{CH}_2\text{CHClCOCH}_3$ (—)	3
	 (10)	149
$\text{C}_6\text{H}_5\text{CH}=\text{CHCHO}$	<i>p</i> - $\text{ClC}_6\text{H}_4\text{C}(\text{CHO})=\text{CHC}_6\text{H}_5$ (33)	1

Note: References 142 to 161 are on p. 260.

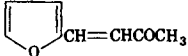
\* The starting amine was methyl 2-aminotrimethylgallate; the intermediate addition product underwent spontaneous hydrolysis and lactonization.

THE MERVEIN ARYLATION REACTION

229

TABLE III—Continued

 $\alpha,\beta$ -UNSATURATED ALDEHYDES AND KETONES

Unsaturated Carbonyl Compound	Product (Yield %)	References
$\text{C}_6\text{H}_5\text{CH}=\text{CHCOCH}_3$	<i>o</i> - $\text{ClC}_6\text{H}_4\text{CH}(\text{COCH}_3)\text{CHClC}_6\text{H}_5$ (20)	43
	<i>m</i> - $\text{ClC}_6\text{H}_4\text{CH}(\text{COCH}_3)\text{CHClC}_6\text{H}_5$ (39)	43
	<i>p</i> - $\text{ClC}_6\text{H}_4\text{C}(\text{COCH}_3)=\text{CHC}_6\text{H}_5$ (45)	1, 43
	<i>p</i> - $\text{BrC}_6\text{H}_4\text{C}(\text{COCH}_3)=\text{CHC}_6\text{H}_5$ (10)	43
	<i>o</i> - $\text{O}_2\text{NC}_6\text{H}_4\text{CH}(\text{COCH}_3)\text{CHClC}_6\text{H}_5$ (38)	43
	<i>m</i> - $\text{O}_2\text{NC}_6\text{H}_4\text{C}(\text{COCH}_3)=\text{CHC}_6\text{H}_5$ (18)	43
	<i>p</i> - $\text{O}_2\text{NC}_6\text{H}_4\text{C}(\text{COCH}_3)=\text{CHC}_6\text{H}_5$ (39)	43
	<i>o</i> - $\text{CH}_3\text{C}_6\text{H}_4\text{CH}(\text{COCH}_3)\text{CHClC}_6\text{H}_5$ (15)	43
	<i>m</i> - $\text{CH}_3\text{C}_6\text{H}_4\text{CH}(\text{COCH}_3)\text{CHClC}_6\text{H}_5$ (20)	43
	<i>p</i> - $\text{C}_6\text{H}_5\text{C}_6\text{H}_4\text{CH}(\text{COCH}_3)\text{CHClC}_6\text{H}_5$ (20)	43
<i>m</i> - $\text{O}_2\text{NC}_6\text{H}_4\text{CH}=\text{CHCOCH}_3$	<i>p</i> - $\text{O}_2\text{NC}_6\text{H}_4\text{CH}(\text{COCH}_3)\text{CHClC}_6\text{H}_4\text{NO}_2$ - <i>m</i> † (—)	43
$\text{C}_6\text{H}_5\text{CH}=\text{CHCO}_2\text{C}_6\text{H}_5$	<i>p</i> - $\text{O}_2\text{NC}_6\text{H}_4\text{C}(\text{COC}_6\text{H}_5)=\text{CHC}_6\text{H}_5$ (20)	44
	5- <i>p</i> - $\text{ClC}_6\text{H}_4\text{C}_4\text{H}_2\text{O}(\text{CH}=\text{CHCOCH}_3)$ -2 (30)	48

† This product could not be purified.

230

ORGANIC REACTIONS

TABLE IV

ALIPHATIC  $\alpha,\beta$ -UNSATURATED MONOBASIC ACIDS, ESTERS, NITRILES

Unsaturated Compound	Product (Yield, %)	References
$\text{CH}_2=\text{CHCO}_2\text{H}$	$\text{C}_6\text{H}_5\text{CH}=\text{CHCO}_2\text{H}$ (0)	31
	<i>o</i> - $\text{ClC}_6\text{H}_4\text{CH}=\text{CHCO}_2\text{H}$ (26)	31
	<i>m</i> - $\text{ClC}_6\text{H}_4\text{CH}=\text{CHCO}_2\text{H}$ (28)	31
	<i>p</i> - $\text{ClC}_6\text{H}_4\text{CH}=\text{CHCO}_2\text{H}$ (28)	31
	<i>p</i> - $\text{ClC}_6\text{H}_4\text{CH}_2\text{CHClCO}_2\text{H}$ (—)	3, 4
	2,6- $\text{Cl}_2\text{C}_6\text{H}_3\text{CH}=\text{CHCO}_2\text{H}$ (20)	31
	<i>o</i> - $\text{BrC}_6\text{H}_4\text{CH}=\text{CHCO}_2\text{H}$ (25)	31
	<i>m</i> - $\text{BrC}_6\text{H}_4\text{CH}=\text{CHCO}_2\text{H}$ (26)	31
	<i>p</i> - $\text{BrC}_6\text{H}_4\text{CH}=\text{CHCO}_2\text{H}$ (26)	31
	<i>o</i> - $\text{IC}_6\text{H}_4\text{CH}=\text{CHCO}_2\text{H}$ (26)	31
	<i>o</i> - $\text{O}_2\text{NC}_6\text{H}_4\text{CH}=\text{CHCO}_2\text{H}$ (7)	31
	<i>m</i> - $\text{O}_2\text{NC}_6\text{H}_4\text{CH}=\text{CHCO}_2\text{H}$ (29)	31
	<i>p</i> - $\text{O}_2\text{NC}_6\text{H}_4\text{CH}=\text{CHCO}_2\text{H}$ (60)	31
	<i>p</i> - $\text{O}_2\text{NC}_6\text{H}_4\text{CH}_2\text{CHClCO}_2\text{H}$ (—)	3, 4
	<i>o</i> - $\text{CH}_3\text{OC}_6\text{H}_4\text{CH}=\text{CHCO}_2\text{H}$ (0)	31
	<i>p</i> - $\text{CH}_3\text{OC}_6\text{H}_4\text{CH}=\text{CHCO}_2\text{H}$ (0)	31
	<i>p</i> - $\text{CH}_3\text{COHNC}_6\text{H}_4\text{CH}=\text{CHCO}_2\text{H}$ (0)	31
	<i>p</i> - $\text{H}_2\text{NO}_2\text{SC}_6\text{H}_4\text{CH}_2\text{CHBrCO}_2\text{H}$ (—)	3, 4
	3- $\text{O}_2\text{N}$ -4- $\text{H}_3\text{CC}_6\text{H}_3\text{CH}=\text{CHCO}_2\text{H}$ (15)	31
	<i>p</i> - $\text{CH}_3\text{C}_6\text{H}_4\text{CH}=\text{CHCO}_2\text{H}$ (0)	31
2,3- $(\text{CH}_3)_2\text{C}_6\text{H}_3\text{CH}=\text{CHCO}_2\text{H}$ (0)	31	
$\alpha$ - $\text{C}_{10}\text{H}_7\text{CH}=\text{CHCO}_2\text{H}$ (7)	31	
$\alpha$ - $\text{C}_{10}\text{H}_7\text{CH}_2\text{CHClCO}_2\text{H}$ (—)	3, 4	
$\beta$ - $\text{C}_{10}\text{H}_7\text{CH}=\text{CHCO}_2\text{H}$ (10)	31	

THE MERWEIN ARYLATION REACTION

231

232

TABLE IV—Continued

ALIPHATIC  $\alpha,\beta$ -UNSATURATED MONOBASIC ACIDS, ESTERS, NITRILES

Unsaturated Compound	Product (Yield, %)	References
$\text{CH}_2=\text{CHCO}_2\text{CH}_3$	2,4- $\text{Cl}_2\text{C}_6\text{H}_3\text{CH}_2\text{CHClCO}_2\text{CH}_3$ (—)	3, 4
	<i>p</i> - $\text{O}_2\text{NC}_6\text{H}_4\text{CH}_2\text{CHClCO}_2\text{CH}_3$ (50)	150
	<i>p</i> - $\text{CH}_3\text{C}_6\text{H}_4\text{CH}_2\text{CHClCO}_2\text{CH}_3$ (23 crude)	32
$\text{CH}_2=\text{CHCN}$	$\text{C}_6\text{H}_5\text{CH}_2\text{CHClCN}$ (81)	8, 32, 50, 82
	<i>p</i> - $\text{ClC}_6\text{H}_4\text{CH}_2\text{CHClCN}$ (85)	8, 3, 4, 28, 43, 46
	2,4- $\text{Cl}_2\text{C}_6\text{H}_3\text{CH}_2\text{CHClCN}$ (—)	3, 4, 73
	3,4- $\text{Cl}_2\text{C}_6\text{H}_3\text{CH}_2\text{CHClCN}$ (—)	3, 4
	4- $\text{Cl}$ -2- $\text{HO}_2\text{CC}_6\text{H}_3\text{CH}_2\text{CHClCN}$ (—)	3
	<i>o</i> - $\text{O}_2\text{NC}_6\text{H}_4\text{CH}_2\text{CHClCN}$ (—)	83
	<i>m</i> - $\text{O}_2\text{NC}_6\text{H}_4\text{CH}_2\text{CHClCN}$ (58)	8, 3, 4, 32
	<i>p</i> - $\text{O}_2\text{NC}_6\text{H}_4\text{CH}_2\text{CHClCN}$ (91)	8, 3, 4, 32, 43, 83
	5- $\text{O}_2\text{N}$ -2- $\text{HO}_2\text{CC}_6\text{H}_3\text{CH}_2\text{CHClCN}$ (—)	83
	<i>o</i> - $\text{CH}_3\text{OC}_6\text{H}_4\text{CH}_2\text{CHClCN}$ (17)	8
	<i>p</i> - $\text{CH}_3\text{OC}_6\text{H}_4\text{CH}_2\text{CHClCN}$ (76)	8, 82
	<i>p</i> - $\text{HO}_2\text{SC}_6\text{H}_4\text{CH}_2\text{CHClCN}$ (93)	8
	<i>p</i> - $\text{H}_2\text{NO}_2\text{SC}_6\text{H}_4\text{CH}_2\text{CHClCN}$ (98 crude)	3, 4
	<i>p</i> - $\text{H}_2\text{O}_3\text{AsC}_6\text{H}_4\text{CH}_2\text{CHClCN}$ (—)	15
	<i>p</i> - $\text{CH}_3\text{C}_6\text{H}_4\text{CH}_2\text{CHClCN}$ (40)	32
	$\alpha$ - $\text{C}_{10}\text{H}_7\text{CH}_2\text{CH}_2\text{CO}_2\text{H}^*$ (45)	150
	$\beta$ - $\text{C}_{10}\text{H}_7\text{CH}_2\text{CH}_2\text{CO}_2\text{H}^*$ (50)	150
	<i>p</i> - $\text{NCC}_6\text{H}_4\text{CH}_2\text{CHClCN}$ (—)	3, 4

ORGANIC REACTIONS



	<i>o</i> -HO <sub>2</sub> CC <sub>6</sub> H <sub>4</sub> CH <sub>2</sub> CHClCN (—)	83
	<i>p</i> -HO <sub>2</sub> CC <sub>6</sub> H <sub>4</sub> CH <sub>2</sub> CHClCN (88)	8, 4, 83
CH <sub>2</sub> =CHCONH <sub>2</sub>	<i>p</i> -ClC <sub>6</sub> H <sub>4</sub> CH <sub>2</sub> CHClCONH <sub>2</sub> (0)	112
CH <sub>2</sub> =CHCONHC <sub>4</sub> H <sub>9</sub> - <i>t</i>	<i>p</i> -ClC <sub>6</sub> H <sub>4</sub> CH <sub>2</sub> CHClCONHC <sub>4</sub> H <sub>9</sub> - <i>t</i> (0)	112
(CH <sub>2</sub> =CHCONH) <sub>2</sub> CH <sub>2</sub>	( <i>p</i> -ClC <sub>6</sub> H <sub>4</sub> CH <sub>2</sub> CHClCONH) <sub>2</sub> CH <sub>2</sub> (0)	112
CH <sub>2</sub> =C(CH <sub>3</sub> )CO <sub>2</sub> H	C <sub>6</sub> H <sub>5</sub> CH=C(CH <sub>3</sub> )CO <sub>2</sub> H (26)†	91
	<i>p</i> -ClC <sub>6</sub> H <sub>4</sub> CH=C(CH <sub>3</sub> )CO <sub>2</sub> H (12)	80
	<i>m</i> -O <sub>2</sub> NC <sub>6</sub> H <sub>4</sub> CH=C(CH <sub>3</sub> )CO <sub>2</sub> H (12)	80
	<i>p</i> -O <sub>2</sub> NC <sub>6</sub> H <sub>4</sub> CH=C(CH <sub>3</sub> )CO <sub>2</sub> H (20)	80
	<i>o</i> -CH <sub>3</sub> OC <sub>6</sub> H <sub>4</sub> CH=C(CH <sub>3</sub> )CO <sub>2</sub> H (28)†	91
	<i>p</i> -CH <sub>3</sub> OC <sub>6</sub> H <sub>4</sub> CH=C(CH <sub>3</sub> )CO <sub>2</sub> H (25)†	91
	<i>o</i> -CH <sub>3</sub> C <sub>6</sub> H <sub>4</sub> CH=C(CH <sub>3</sub> )CO <sub>2</sub> H (23)†	91
	<i>p</i> -CH <sub>3</sub> C <sub>6</sub> H <sub>4</sub> CH=C(CH <sub>3</sub> )CO <sub>2</sub> H (28)†	91
CH <sub>2</sub> =C(CH <sub>3</sub> )CO <sub>2</sub> CH <sub>3</sub>	β-C <sub>10</sub> H <sub>7</sub> CH=C(CH <sub>3</sub> )CO <sub>2</sub> H (9)	80
	C <sub>6</sub> H <sub>5</sub> CH <sub>2</sub> CCl(CH <sub>3</sub> )CO <sub>2</sub> CH <sub>3</sub> (47)	150
	<i>p</i> -ClC <sub>6</sub> H <sub>4</sub> CH <sub>2</sub> CCl(CH <sub>3</sub> )CO <sub>2</sub> CH <sub>3</sub> † (57)	44
	2,4-Cl <sub>2</sub> C <sub>6</sub> H <sub>3</sub> CH <sub>2</sub> CCl(CH <sub>3</sub> )CO <sub>2</sub> CH <sub>3</sub> (—)	73
	<i>p</i> -BrC <sub>6</sub> H <sub>4</sub> CH <sub>2</sub> CCl(CH <sub>3</sub> )CO <sub>2</sub> CH <sub>3</sub> † (32)	44
	<i>o</i> -O <sub>2</sub> NC <sub>6</sub> H <sub>4</sub> CH <sub>2</sub> CCl(CH <sub>3</sub> )CO <sub>2</sub> CH <sub>3</sub> † (27)	44
	<i>m</i> -O <sub>2</sub> NC <sub>6</sub> H <sub>4</sub> CH <sub>2</sub> CCl(CH <sub>3</sub> )CO <sub>2</sub> CH <sub>3</sub> † (63)	44
	<i>p</i> -O <sub>2</sub> NC <sub>6</sub> H <sub>4</sub> CH <sub>2</sub> CCl(CH <sub>3</sub> )CO <sub>2</sub> CH <sub>3</sub> (72)	150, 44
	<i>p</i> -CH <sub>3</sub> OC <sub>6</sub> H <sub>4</sub> CH <sub>2</sub> CCl(CH <sub>3</sub> )CO <sub>2</sub> CH <sub>3</sub> † (26)	44
	<i>p</i> -CH <sub>3</sub> C <sub>6</sub> H <sub>4</sub> CH <sub>2</sub> CCl(CH <sub>3</sub> )CO <sub>2</sub> CH <sub>3</sub> (57)	44

Note: References 142 to 161 are on p. 260.

\* The intermediate product C<sub>10</sub>H<sub>7</sub>CH<sub>2</sub>CHClCN was not isolated as such, but was reduced and hydrolyzed directly to C<sub>10</sub>H<sub>7</sub>CH<sub>2</sub>CH<sub>2</sub>CO<sub>2</sub>H.

† This was the yield of a mixture of stereoisomers whose separation was attended by great loss of material.

‡ The low halogen content of the product suggests that partial dehydrochlorination occurred on distillation.

TABLE IV—Continued  
ALIPHATIC α,β-UNSATURATED MONOBASIC ACIDS, ESTERS, NITRILES

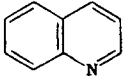
Unsaturated Compound	Product (Yield, %)	References	
CH <sub>2</sub> =C(CH <sub>3</sub> )CN	C <sub>6</sub> H <sub>5</sub> CH <sub>2</sub> CCl(CH <sub>3</sub> )CN (42)	5	
	<i>p</i> -ClC <sub>6</sub> H <sub>4</sub> CH <sub>2</sub> CCl(CH <sub>3</sub> )CN (66)	5	
	2,4-Cl <sub>2</sub> C <sub>6</sub> H <sub>3</sub> CH <sub>2</sub> CCl(CH <sub>3</sub> )CN (56)	5	
	3,4-Cl <sub>2</sub> C <sub>6</sub> H <sub>3</sub> CH <sub>2</sub> CCl(CH <sub>3</sub> )CN (58)	5	
	<i>m</i> -BrC <sub>6</sub> H <sub>4</sub> CH <sub>2</sub> CCl(CH <sub>3</sub> )CN (42)	5	
	<i>m</i> -O <sub>2</sub> NC <sub>6</sub> H <sub>4</sub> CH <sub>2</sub> CCl(CH <sub>3</sub> )CN (59)	5	
	<i>p</i> -O <sub>2</sub> NC <sub>6</sub> H <sub>4</sub> CH <sub>2</sub> CCl(CH <sub>3</sub> )CN (64)	5	
	<i>p</i> -CH <sub>3</sub> OC <sub>6</sub> H <sub>4</sub> CH <sub>2</sub> CCl(CH <sub>3</sub> )CN (40)	5	
	2-CH <sub>3</sub> O-5-ClC <sub>6</sub> H <sub>3</sub> CH <sub>2</sub> CCl(CH <sub>3</sub> )CN (0)	5	
	<i>o</i> -CH <sub>3</sub> C <sub>6</sub> H <sub>4</sub> CH <sub>2</sub> CCl(CH <sub>3</sub> )CN (27)	5	
	<i>p</i> -CH <sub>3</sub> C <sub>6</sub> H <sub>4</sub> CH <sub>2</sub> CCl(CH <sub>3</sub> )CN (53)	5	
	<i>m</i> -CF <sub>3</sub> C <sub>6</sub> H <sub>4</sub> CH <sub>2</sub> CCl(CH <sub>3</sub> )CN (68)	5	
	2,6-(C <sub>2</sub> H <sub>5</sub> ) <sub>2</sub> C <sub>6</sub> H <sub>3</sub> CH <sub>2</sub> CCl(CH <sub>3</sub> )CN (0)	5	
	 (59)	5	
	CH <sub>3</sub> CH=CHCO <sub>2</sub> H	<i>p</i> -O <sub>2</sub> NC <sub>6</sub> H <sub>4</sub> CH(CH <sub>3</sub> )CHClCO <sub>2</sub> H (9)	26, 1, 31
	CH <sub>3</sub> CH=CHCO <sub>2</sub> CH <sub>3</sub>	2,4-Cl <sub>2</sub> C <sub>6</sub> H <sub>3</sub> CH(CH <sub>3</sub> )CHClCO <sub>2</sub> CH <sub>3</sub> (20)	26, 1
CH <sub>3</sub> CH=CHCO <sub>2</sub> C <sub>2</sub> H <sub>5</sub>	C <sub>6</sub> H <sub>5</sub> CH(CH <sub>3</sub> )CHClCO <sub>2</sub> C <sub>2</sub> H <sub>5</sub> (8)	26	
	<i>p</i> -ClC <sub>6</sub> H <sub>4</sub> CH(CH <sub>3</sub> )CHClCO <sub>2</sub> C <sub>2</sub> H <sub>5</sub> (34)	26	

TABLE V

AROMATIC  $\alpha,\beta$ -UNSATURATED ACIDS, ESTERS, NITRILES

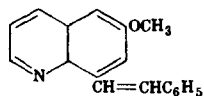
Unsaturated Compound	Product (Yield, %)	References
$C_6H_5CH=CHCO_2H$	$C_6H_5CH=CHC_6H_5$ (36)*	1, 12
	<i>o</i> - $ClC_6H_4CH=CHC_6H_5$ (9)	11
	<i>m</i> - $ClC_6H_4CH=CHC_6H_5$ (16)	11
	<i>p</i> - $ClC_6H_4CH=CHC_6H_5$ (69)*	1, 11
	2,4- $Cl_2C_6H_3CH=CHC_6H_5$ (34)	1, 13
	2,5- $Cl_2C_6H_3CH=CHC_6H_5$ (28)	13
	2,6- $Cl_2C_6H_3CH=CHC_6H_5$ (0)	13
	3,4- $Cl_2C_6H_3CH=CHC_6H_5$ (40)	13
	2- $Cl$ -5- $H_3CC_6H_3CH=CHC_6H_5$ (27)	13
	<i>o</i> - $BrC_6H_4CH=CHC_6H_5$ (8)	11
	<i>m</i> - $BrC_6H_4CH=CHC_6H_5$ (17)	11
	<i>p</i> - $BrC_6H_4CH=CHC_6H_5$ (23)	11
	5- $Br$ -2- $CH_3OC_6H_3CH=CHC_6H_5$ (28)	13
	<i>o</i> - $O_2NC_6H_4CH=CHC_6H_5$ (44)*	1
	<i>m</i> - $O_2NC_6H_4CH=CHC_6H_5$ (33)	13
	<i>p</i> - $O_2NC_6H_4CH=CHC_6H_5$ (58)*	1
	2- $O_2N$ -4- $CH_3OC_6H_3CH=CHC_6H_5$ (18)	13
	4- $O_2N$ -1- $C_{10}H_6CH=CHC_6H_5$ (12)	10
	<i>o</i> - $CH_3OC_6H_4CH=CHC_6H_5$ (—)	13
	<i>p</i> - $CH_3OC_6H_4CH=CHC_6H_5$ (49)	1
	<i>p</i> - $HO_3SC_6H_4CH=CHC_6H_5$ (78)*	1
	<i>o</i> - $H_2O_3AsC_6H_4CH=CHC_6H_5$ (0)	16
	<i>m</i> - $H_2O_3AsC_6H_4CH=CHC_6H_5$ (—)	22, 16
	<i>p</i> - $H_2O_3AsC_6H_4CH=CHC_6H_5$ (30-35)	16, 15
	<i>o</i> - $CH_3C_6H_4CH=CHC_6H_5$ (12)	13

\* This yield has been corrected to allow for recovered starting acid.

TABLE V—Continued

AROMATIC  $\alpha,\beta$ -UNSATURATED ACIDS, ESTERS, NITRILES

Unsaturated Compound	Product (Yield, %)	References
$C_6H_5CH=CHCO_2H$ (continued)	<i>m</i> - $CH_3C_6H_4CH=CHC_6H_5$ (14)	13
	<i>p</i> - $CH_3C_6H_4CH=CHC_6H_5$ (40)	13, 1
	<i>p</i> - $CH_3OCH_2C_6H_4CH=CHC_6H_5$ (0)	118
	<i>p</i> - $HO_2CCH_2C_6H_4CH=CHC_6H_5$ (0)	118
	<i>p</i> - $C_2H_5O_2CCH_2C_6H_4CH=CHC_6H_5$ (0)	118
	<i>p</i> - $NCCH_2C_6H_4CH=CHC_6H_5$ (0)	118
	<i>p</i> - $C_6H_5C_6H_4CH=CHC_6H_5$ (12)	12
	$\alpha$ - $C_{10}H_7CH=CHC_6H_5$ (trace)	13
	$\beta$ - $C_{10}H_7CH=CHC_6H_5$ (5)	13
	<i>o</i> - $C_6H_5CH=CHC_6H_4CH=CHC_6H_5$ (15)	41
	<i>m</i> - $C_6H_5CH=CHC_6H_4CH=CHC_6H_5$ (20)	41
	<i>p</i> - $C_6H_5CH=CHC_6H_4CH=CHC_6H_5$ (35)	41
	<i>p</i> - $OCHC_6H_4CH=CHC_6H_5$ (20)	151
	<i>o</i> - $HO_2CC_6H_4CH=CHC_6H_5$ (0)	152
	<i>m</i> - $HO_2CC_6H_4CH=CHC_6H_5$ (good)	152
	<i>p</i> - $HO_2CC_6H_4CH=CHC_6H_5$ (60)	152, 118
	<i>p</i> - $CH_3O_2CC_6H_4CH=CHC_6H_5$ (52)	153
	<i>p</i> - $C_2H_5O_2CC_6H_4CH=CHC_6H_5$ (36)	153
	<i>p</i> - $CH_3COC_6H_4CH=CHC_6H_5$ (45)	118
	<i>p</i> - $C_2H_5COC_6H_4CH=CHC_6H_5$ (22)	154
	<i>p</i> - $C_6H_5COC_6H_4CH=CHC_6H_5$ (25)	154



119

$o\text{-ClC}_6\text{H}_4\text{CH}=\text{CHCO}_2\text{H}$	$o\text{-ClC}_6\text{H}_4\text{CH}=\text{CHC}_6\text{H}_4\text{Cl-}o$ (12)	42
	$p\text{-ClC}_6\text{H}_4\text{CH}=\text{CHC}_6\text{H}_4\text{Cl-}o$ (28)	42
	$p\text{-BrC}_6\text{H}_4\text{CH}=\text{CHC}_6\text{H}_4\text{Cl-}o$ (17)	42
	$o\text{-O}_2\text{NC}_6\text{H}_4\text{CH}=\text{CHC}_6\text{H}_4\text{Cl-}o$ (8)	42
	$m\text{-O}_2\text{NC}_6\text{H}_4\text{CH}=\text{CHC}_6\text{H}_4\text{Cl-}o$ (25)	42
	$p\text{-O}_2\text{NC}_6\text{H}_4\text{CH}=\text{CHC}_6\text{H}_4\text{Cl-}o$ (26)	42
	$o\text{-CH}_3\text{OC}_6\text{H}_4\text{CH}=\text{CHC}_6\text{H}_4\text{Cl-}o$ (—)	42
	$p\text{-CH}_3\text{OC}_6\text{H}_4\text{CH}=\text{CHC}_6\text{H}_4\text{Cl-}o$ (12)	42
	$p\text{-C}_6\text{H}_5\text{C}_6\text{H}_4\text{CH}=\text{CHC}_6\text{H}_4\text{Cl-}o$ (12)	42
	$p\text{-RO}_2\text{CC}_6\text{H}_4\text{CH}=\text{CHC}_6\text{H}_4\text{Cl-}o$ † (low)‡	153
$p\text{-ClC}_6\text{H}_4\text{CH}=\text{CHCO}_2\text{H}$	$p\text{-ClC}_6\text{H}_4\text{CH}=\text{CHC}_6\text{H}_4\text{Cl-}p$ (8)†	1
	$p\text{-H}_2\text{O}_3\text{AsC}_6\text{H}_4\text{CH}=\text{CHC}_6\text{H}_4\text{Cl-}p$ (poor)‡	15
$m\text{-O}_2\text{NC}_6\text{H}_4\text{CH}=\text{CHCO}_2\text{H}$	$o\text{-ClC}_6\text{H}_4\text{CH}=\text{CHC}_6\text{H}_4\text{NO}_2\text{-}m$ (17)	42
	$p\text{-ClC}_6\text{H}_4\text{CH}=\text{CHC}_6\text{H}_4\text{NO}_2\text{-}m$ (12)	42
	$p\text{-BrC}_6\text{H}_4\text{CH}=\text{CHC}_6\text{H}_4\text{NO}_2\text{-}m$ (10)	42
	$o\text{-O}_2\text{NC}_6\text{H}_4\text{CH}=\text{CHC}_6\text{H}_4\text{NO}_2\text{-}m$ (12)	41
	$m\text{-O}_2\text{NC}_6\text{H}_4\text{CH}=\text{CHC}_6\text{H}_4\text{NO}_2\text{-}m$ (18)	41
	$p\text{-O}_2\text{NC}_6\text{H}_4\text{CH}=\text{CHC}_6\text{H}_4\text{NO}_2\text{-}m$ (25)	41
	$o\text{-CH}_3\text{OC}_6\text{H}_4\text{CH}=\text{CHC}_6\text{H}_4\text{NO}_2\text{-}m$ (8)	42
	$p\text{-CH}_3\text{OC}_6\text{H}_4\text{CH}=\text{CHC}_6\text{H}_4\text{NO}_2\text{-}m$ (12)	42
	$o\text{-CH}_3\text{C}_6\text{H}_4\text{CH}=\text{CHC}_6\text{H}_4\text{NO}_2\text{-}m$ (5)	42
	$p\text{-CH}_3\text{C}_6\text{H}_4\text{CH}=\text{CHC}_6\text{H}_4\text{NO}_2\text{-}m$ (10)	42
$p\text{-O}_2\text{NC}_6\text{H}_4\text{CH}=\text{CHCO}_2\text{H}^\ddagger$	$o\text{-ClC}_6\text{H}_4\text{CH}=\text{CHC}_6\text{H}_4\text{NO}_2\text{-}p$ (5)	42
	$p\text{-ClC}_6\text{H}_4\text{CH}=\text{CHC}_6\text{H}_4\text{NO}_2\text{-}p$ (12)	42, 1
	$p\text{-BrC}_6\text{H}_4\text{CH}=\text{CHC}_6\text{H}_4\text{NO}_2\text{-}p$ (8)	42
	$o\text{-O}_2\text{NC}_6\text{H}_4\text{CH}=\text{CHC}_6\text{H}_4\text{NO}_2\text{-}p$ (5)	42

Note: References 142 to 161 are on p. 260.

† The group R was not specified.

‡ The low yields probably resulted from the sparing solubility of the cinnamic acid. The better yields reported with *o*-chlorocinnamic acid in Ref. 42 were obtained by the use of a large volume of acetone.

TABLE V—Continued  
AROMATIC  $\alpha,\beta$ -UNSATURATED ACIDS, ESTERS, NITRILES

Unsaturated Compound	Product (Yield, %)	References
$p\text{-O}_2\text{NC}_6\text{H}_4\text{CH}=\text{CHCO}_2\text{H}^\ddagger$ (continued)	$p\text{-O}_2\text{NC}_6\text{H}_4\text{CH}=\text{CHC}_6\text{H}_4\text{NO}_2\text{-}p$ (11)	42
	$o\text{-CH}_3\text{OC}_6\text{H}_4\text{CH}=\text{CHC}_6\text{H}_4\text{NO}_2\text{-}p$ (8)	42
	$p\text{-CH}_3\text{OC}_6\text{H}_4\text{CH}=\text{CHC}_6\text{H}_4\text{NO}_2\text{-}p$ (10)	42
	$p\text{-CH}_3\text{C}_6\text{H}_4\text{CH}=\text{CHC}_6\text{H}_4\text{NO}_2\text{-}p$ (14)	42
	$p\text{-C}_6\text{H}_5\text{C}_6\text{H}_4\text{CH}=\text{CHC}_6\text{H}_4\text{NO}_2\text{-}p$ (12)	42
$3\text{-O}_2\text{N-4-HOOC}_6\text{H}_3\text{CH}=\text{CHCO}_2\text{H}$	$p\text{-H}_2\text{O}_3\text{AsC}_6\text{H}_4\text{CH}=\text{CHC}_6\text{H}_3\text{OH-4-NO}_2\text{-3}$ (2)	19, 15, 16
$p\text{-HOOC}_6\text{H}_4\text{CH}=\text{CHCO}_2\text{H}$	$p\text{-ClC}_6\text{H}_4\text{CH}=\text{CHC}_6\text{H}_4\text{OH-}p$ (56)	1
	$p\text{-H}_2\text{O}_3\text{AsC}_6\text{H}_4\text{CH}=\text{CHC}_6\text{H}_4\text{OH-}p$ (31)	16, 15
	$3\text{-O}_2\text{N-4-H}_2\text{O}_3\text{AsC}_6\text{H}_3\text{CH}=\text{CHC}_6\text{H}_4\text{OH-}p$ (7)	19, 15
$o\text{-CH}_3\text{OC}_6\text{H}_4\text{CH}=\text{CHCO}_2\text{H}$	$p\text{-ClC}_6\text{H}_4\text{CH}=\text{CHC}_6\text{H}_4\text{OCH}_3\text{-}o$ (8)	42
	$p\text{-BrC}_6\text{H}_4\text{CH}=\text{CHC}_6\text{H}_4\text{OCH}_3\text{-}o$ (13)	42
	$o\text{-O}_2\text{NC}_6\text{H}_4\text{CH}=\text{CHC}_6\text{H}_4\text{OCH}_3\text{-}o$ (5)	42
	$m\text{-O}_2\text{NC}_6\text{H}_4\text{CH}=\text{CHC}_6\text{H}_4\text{OCH}_3\text{-}o$ (25)	42
	$p\text{-O}_2\text{NC}_6\text{H}_4\text{CH}=\text{CHC}_6\text{H}_4\text{OCH}_3\text{-}o$ (8)	42
	$o\text{-CH}_3\text{OC}_6\text{H}_4\text{CH}=\text{CHC}_6\text{H}_4\text{OCH}_3\text{-}o$ (8)	42
	$p\text{-CH}_3\text{OC}_6\text{H}_4\text{CH}=\text{CHC}_6\text{H}_4\text{OCH}_3\text{-}o$ (21)	42
	$p\text{-C}_6\text{H}_5\text{C}_6\text{H}_4\text{CH}=\text{CHC}_6\text{H}_4\text{OCH}_3\text{-}o$ (35)	42
$p\text{-CH}_3\text{OC}_6\text{H}_4\text{CH}=\text{CHCO}_2\text{H}$	$o\text{-ClC}_6\text{H}_4\text{CH}=\text{CHC}_6\text{H}_4\text{OCH}_3\text{-}p$ (14)	13
	$p\text{-ClC}_6\text{H}_4\text{CH}=\text{CHC}_6\text{H}_4\text{OCH}_3\text{-}p$ (61)	1
	$p\text{-H}_2\text{O}_3\text{AsC}_6\text{H}_4\text{CH}=\text{CHC}_6\text{H}_4\text{OCH}_3\text{-}p$ (ca. 20)	16, 15
$p\text{-CH}_3\text{COHNC}_6\text{H}_4\text{CH}=\text{CHCO}_2\text{H}$	$p\text{-HO}_2\text{SC}_6\text{H}_4\text{CH}=\text{CHC}_6\text{H}_4\text{NHCOCH}_3\text{-}p$ (—)	137
	$p\text{-H}_2\text{NO}_2\text{SC}_6\text{H}_4\text{CH}=\text{CHC}_6\text{H}_4\text{NHCOCH}_3\text{-}p$ (20)	137
	$p\text{-H}_2\text{O}_3\text{AsC}_6\text{H}_4\text{CH}=\text{CHC}_6\text{H}_4\text{NHCOCH}_3\text{-}p$ (25)	137
	$p\text{-OHCC}_6\text{H}_4\text{CH}=\text{CHC}_6\text{H}_4\text{NHCOCH}_3\text{-}p$ (30)	136
	$p\text{-HO}_2\text{CC}_6\text{H}_4\text{CH}=\text{CHC}_6\text{H}_4\text{NHCOCH}_3\text{-}p$ (35)	136
$p\text{-CH}_3\text{C}_6\text{H}_4\text{CH}=\text{CHCO}_2\text{H}$	$p\text{-H}_2\text{O}_3\text{AsC}_6\text{H}_4\text{CH}=\text{CHC}_6\text{H}_4\text{CH}_3\text{-}p$ (30)	16, 15

$C_6H_5C(CH_3)=CHCO_2H$	$C_6H_5CH=C(CH_3)C_6H_5$ § (36)	44
	$p-ClC_6H_4CH=C(CH_3)C_6H_5$ (35)	44
	$p-BrC_6H_4CH=C(CH_3)C_6H_5$ § (23)	44
	$o-O_2NC_6H_4CH=C(CH_3)C_6H_5$ (18)	44
	$m-O_2NC_6H_4CH=C(CH_3)C_6H_5$ § (28)	44
	$p-O_2NC_6H_4CH=C(CH_3)C_6H_5$ (32)	44
	$p-CH_3OC_6H_4CH=C(CH_3)C_6H_5$ § (11)	44
	$p-CH_3C_6H_4CH=C(CH_3)C_6H_5$ § (11)	44
	$p-C_6H_5C_6H_4CH=C(CH_3)C_6H_5$ § (21)	44
$(C_6H_5)_2C=CHCO_2H$	$p-O_2NC_6H_4CH=C(C_6H_5)_2$ (48)	14
$p-FC_6H_4C(C_6H_5)=CHCO_2H$	$p-CH_3C_6H_4CH=C(C_6H_5)_2$ (11)	14
$(p-FC_6H_4)_2C=CHCO_2H$	$p-O_2NC_6H_4CH=C(C_6H_5)C_6H_4F-p$ (35)	14
$p-BrC_6H_4C(C_6H_5)=CHCO_2H$	$p-O_2NC_6H_4CH=C(C_6H_4F-p)_2$ (50)	14
$(p-CH_3OC_6H_4)_2C=CHCO_2H$	$p-O_2NC_6H_4CH=C(C_6H_5)C_6H_4Br-p$ (30, 11)	14
	$p-O_2NC_6H_4CH=C(C_6H_4OCH_3-p)_2$ (28)¶	14
$(p-H_3CC_6H_4)_2C=CHCO_2H$	$p-CH_3C_6H_4CH=C(C_6H_4OCH_3-p)_2$ (small)¶	14
$C_6H_5CH=C(C_6H_5)CO_2H$	$m-O_2NC_6H_4CH=C(C_6H_4CH_3-p)_2$ (30)*	14
$C_6H_5CH=CHCO_2CH_3$	$p-O_2NC_6H_4C(C_6H_5)=CHC_6H_5$ (0)¶	14
	$C_6H_5CHClCH(CO_2CH_3)C_6H_4Cl-p$ (30)	1, 26
	$C_6H_5CHBrCH(CO_2CH_3)C_6H_4Cl-p$ (26)	1
$C_6H_5CH=CHCN$	$C_6H_5CH=C(CN)C_6H_4Cl-p$ (76)	1
	$C_6H_5CH=C(CN)C_6H_4AsO_3H_2-p$ (ca. 20)	16, 15
$p-O_2NC_6H_4CH=CHCN$	$p-O_2NC_6H_4CH=C(CN)C_6H_4NO_2-p$ (12)	43

\* This yield has been corrected to allow for recovered starting acid.

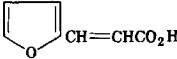
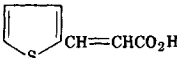
† The low yields probably resulted from the sparing solubility of the cinnamic acid. The better yields reported with *o*-chlorocinnamic acid in Ref. 42 were obtained by the use of a large volume of acetone.

§ The analysis of the product suggests the presence of some hydrogen chloride addition product.

|| The 30% yield was obtained from the cinnamic acid of m.p. 175°; the 11% yield from acid of m.p. 169–170°.

¶ The starting acid decarboxylates extensively under the reaction conditions.

TABLE VI  
HETEROCYCLIC  $\alpha,\beta$ -UNSATURATED ACIDS

Acid	Products (Yield, %)	References	
	$p\text{-ClC}_6\text{H}_4\text{CH}=\text{CHC}_4\text{H}_3\text{O}$ (—),	18	
	$5\text{-}p\text{-ClC}_6\text{H}_4\text{C}_4\text{H}_2\text{O}(\text{CH}=\text{CHCO}_2\text{H})\text{-}2$ (—, 26*),		
	$5\text{-}p\text{-ClC}_6\text{H}_4\text{C}_4\text{H}_2\text{O}(\text{CH}=\text{CHC}_6\text{H}_4\text{Cl-}p)\text{-}2$ (—)		
	$o\text{-O}_2\text{NC}_6\text{H}_4\text{C}(\text{CO}_2\text{H})=\text{CHC}_4\text{H}_3\text{O}\dagger$ (21)	18	
	$p\text{-O}_2\text{NC}_6\text{H}_4\text{CH}=\text{CHC}_4\text{H}_3\text{O}$ (23, 30*)	43, 95	
	$5\text{-}p\text{-O}_2\text{NC}_6\text{H}_4\text{C}_4\text{H}_2\text{O}(\text{CH}=\text{CHCO}_2\text{H})\text{-}2$ (12),	18	
	$5\text{-}p\text{-O}_2\text{NC}_6\text{H}_4\text{C}_4\text{H}_2\text{O}(\text{CH}=\text{CHC}_6\text{H}_4\text{NO}_2\text{-}p)\text{-}2$ (36)		
	$5\text{-}p\text{-HO}_3\text{SC}_6\text{H}_4\text{C}_4\text{H}_2\text{O}(\text{CH}=\text{CHC}_6\text{H}_4\text{SO}_3\text{H-}p)\text{-}2$ (—),	18	
	$5\text{-}p\text{-HO}_3\text{SC}_6\text{H}_4\text{C}_4\text{H}_2\text{O}(\text{CH}=\text{CHCO}_2\text{H})\text{-}2$ (4)		
	$5\text{-}p\text{-H}_2\text{O}_3\text{AsC}_6\text{H}_4\text{C}_4\text{H}_2\text{O}(\text{CH}=\text{CHCO}_2\text{H})\text{-}2$ (—),	18, 15	
	$5\text{-}p\text{-H}_2\text{O}_3\text{AsC}_6\text{H}_4\text{C}_4\text{H}_2\text{O}(\text{CH}=\text{CHC}_6\text{H}_4\text{AsO}_3\text{H}_2\text{-}p)\text{-}2$ (—)		
	$5\text{-}p\text{-C}_2\text{H}_5\text{O}_2\text{CC}_6\text{H}_4\text{C}_4\text{H}_2\text{O}(\text{CH}=\text{CHCO}_2\text{H})\text{-}2$ (14),	18	
	$5\text{-}p\text{-C}_2\text{H}_5\text{O}_2\text{CC}_6\text{H}_4\text{C}_4\text{H}_2\text{O}(\text{CH}=\text{CHC}_6\text{H}_4\text{CO}_2\text{C}_2\text{H}_5\text{-}p)\text{-}2$ (—)		
		$p\text{-ClC}_6\text{H}_4\text{CH}=\text{CHC}_4\text{H}_3\text{S}$ (35)	21
		$p\text{-O}_2\text{NC}_6\text{H}_4\text{CH}=\text{CHC}_4\text{H}_3\text{S}$ (36),	21
$5\text{-}p\text{-O}_2\text{NC}_6\text{H}_4\text{C}_4\text{H}_3\text{S}(\text{CH}=\text{CHC}_6\text{H}_4\text{NO}_2\text{-}p)\text{-}2$ (8)			
$p\text{-H}_2\text{O}_3\text{AsC}_6\text{H}_4\text{CH}=\text{CHC}_4\text{H}_3\text{S}$ (30)		20	
$p\text{-HO}_2\text{CC}_6\text{H}_4\text{CH}=\text{CHC}_4\text{H}_3\text{S}$ (22)		21	

\* This yield refers to an article by Oda,<sup>48</sup> who was probably describing the product in question. The original article was not available, and the nomenclature used in the abstract is ambiguous.

† The structure of the product was not proved.

TABLE VII

 $\alpha,\beta$ -UNSATURATED  $\gamma$ -KETO ACIDS

Acid	Product (Yield, %)	References	
$C_6H_5COCH=CHCO_2H$	$C_6H_5CH=CHCOC_6H_5$ (trace)	90	
	<i>o</i> -ClC <sub>6</sub> H <sub>4</sub> CH=CHCOC <sub>6</sub> H <sub>5</sub> (5)	89	
	<i>m</i> -ClC <sub>6</sub> H <sub>4</sub> CH=CHCOC <sub>6</sub> H <sub>5</sub> (5)	89	
	<i>p</i> -ClC <sub>6</sub> H <sub>4</sub> CH=CHCOC <sub>6</sub> H <sub>5</sub> (27-29)	89	
	<i>p</i> -BrC <sub>6</sub> H <sub>4</sub> CH=CHCOC <sub>6</sub> H <sub>5</sub> (17-18)	89	
	<i>o</i> -O <sub>2</sub> NC <sub>6</sub> H <sub>4</sub> CH=CHCOC <sub>6</sub> H <sub>5</sub> (10-14)	89	
	<i>m</i> -O <sub>2</sub> NC <sub>6</sub> H <sub>4</sub> CH=CHCOC <sub>6</sub> H <sub>5</sub> (12-14)	89	
	<i>p</i> -O <sub>2</sub> NC <sub>6</sub> H <sub>4</sub> CH=CHCOC <sub>6</sub> H <sub>5</sub> (16-19)	89	
	<i>p</i> -CH <sub>3</sub> OC <sub>6</sub> H <sub>4</sub> COCH=CHCO <sub>2</sub> H	$C_6H_5CH=CHCOC_6H_4OCH_3$ - <i>p</i> (7)	90
		<i>o</i> -ClC <sub>6</sub> H <sub>4</sub> CH=CHCOC <sub>6</sub> H <sub>4</sub> OCH <sub>3</sub> - <i>p</i> (12)	90
		<i>p</i> -ClC <sub>6</sub> H <sub>4</sub> CH=CHCOC <sub>6</sub> H <sub>4</sub> OCH <sub>3</sub> - <i>p</i> (13)	90
		<i>o</i> -BrC <sub>6</sub> H <sub>4</sub> CH=CHCOC <sub>6</sub> H <sub>4</sub> OCH <sub>3</sub> - <i>p</i> (9)	90
<i>p</i> -BrC <sub>6</sub> H <sub>4</sub> CH=CHCOC <sub>6</sub> H <sub>4</sub> OCH <sub>3</sub> - <i>p</i> (10)		90	
<i>o</i> -O <sub>2</sub> NC <sub>6</sub> H <sub>4</sub> CH=CHCOC <sub>6</sub> H <sub>4</sub> OCH <sub>3</sub> - <i>p</i> (8)		90	
<i>m</i> -O <sub>2</sub> NC <sub>6</sub> H <sub>4</sub> CH=CHCOC <sub>6</sub> H <sub>4</sub> OCH <sub>3</sub> - <i>p</i> (10)		90	
<i>p</i> -O <sub>2</sub> NC <sub>6</sub> H <sub>4</sub> CH=CHCOC <sub>6</sub> H <sub>4</sub> OCH <sub>3</sub> - <i>p</i> (23)		90	
$3,4-(CH_3O)_2C_6H_3COCH=CHCO_2H$		$C_6H_5CH=CHCOC_6H_3(OCH_3)_2$ -3,4 (8)	90
		2-O <sub>2</sub> NC <sub>6</sub> H <sub>4</sub> CH=CHCOC <sub>6</sub> H <sub>3</sub> (OCH <sub>3</sub> ) <sub>2</sub> -3,4 (23)	90
		3-O <sub>2</sub> NC <sub>6</sub> H <sub>4</sub> CH=CHCOC <sub>6</sub> H <sub>3</sub> (OCH <sub>3</sub> ) <sub>2</sub> -3,4 (22)	90
		4-O <sub>2</sub> NC <sub>6</sub> H <sub>4</sub> CH=CHCOC <sub>6</sub> H <sub>3</sub> (OCH <sub>3</sub> ) <sub>2</sub> -3,4 (21)	90

TABLE VIII  
CONJUGATED DIENOIC ACIDS AND ESTERS

Unsaturated Compound	Product (Yield, %)	References
$\text{CH}_3\text{CH}=\text{CHCH}=\text{CHCO}_2\text{H}$ $\text{C}_6\text{H}_5\text{CH}=\text{CHCH}=\text{CHCO}_2\text{H}$	$\text{CH}_3\text{CH}=\text{CHCH}=\text{CHC}_6\text{H}_5$ (26)	26
	$\text{C}_6\text{H}_5\text{CH}=\text{CHCH}=\text{CHC}_6\text{H}_5$ (28)	26, 12
	$\text{C}_6\text{H}_5\text{CH}=\text{CHCH}=\text{CHC}_6\text{H}_4\text{Cl-}o$ (10)	11
	$\text{C}_6\text{H}_5\text{CH}=\text{CHCH}=\text{CHC}_6\text{H}_4\text{Cl-}m$ (29)	11
	$\text{C}_6\text{H}_5\text{CH}=\text{CHCH}=\text{CHC}_6\text{H}_4\text{Cl-}p$ (33)	11
	$\text{C}_6\text{H}_5\text{CH}=\text{CHCH}=\text{CHC}_6\text{H}_4\text{NO}_2-o$ (10)	155, 13
	$\text{C}_6\text{H}_5\text{CH}=\text{CHCH}=\text{CHC}_6\text{H}_4\text{NO}_2-m$ (12)	13, 41
	$\text{C}_6\text{H}_5\text{CH}=\text{CHCH}=\text{CHC}_6\text{H}_4\text{NO}_2-p$ (25)	10
	$\text{C}_6\text{H}_5\text{CH}=\text{CHCH}=\text{CHC}_6\text{H}_4\text{OCH}_3-o$ (18)	41
	$\text{C}_6\text{H}_5\text{CH}=\text{CHCH}=\text{CHC}_6\text{H}_4\text{OCH}_3-p$ (22)	41
	$\text{C}_6\text{H}_5\text{CH}=\text{CHCH}=\text{CHC}_6\text{H}_4\text{C}_6\text{H}_5-p$ (20)	12
	$\text{C}_6\text{H}_5\text{CH}=\text{CHCH}=\text{CHC}_6\text{H}_4\text{CH}=\text{CHC}_6\text{H}_5-m$ (—)	41
	$\text{C}_6\text{H}_5\text{CH}=\text{CHCH}=\text{C}(\text{CO}_2\text{H})\text{C}_6\text{H}_5^*$ (19)	26
	$\text{C}_6\text{H}_5\text{CH}=\text{CHCH}=\text{C}(\text{CO}_2\text{H})\text{C}_6\text{H}_4\text{Cl-}p^*$ (37)	26
	$\text{C}_6\text{H}_5\text{CH}=\text{CHCH}=\text{CHCO}_2\text{CH}_3$	

Note: References 142 to 161 are on p. 260.

\* The intermediate ester was saponified directly.

TABLE IX

POLYBASIC  $\alpha,\beta$ -UNSATURATED ACIDS, NITRILES, ESTERS, IMIDES

Unsaturated Compound	Product (Yield, %)	References
Maleic acid (Reactions conducted at pH 3-4, in the absence of acetone)	$C_6H_5CH=CHCO_2H$ (0)	47
	<i>o</i> -ClC <sub>6</sub> H <sub>4</sub> CH=CHCO <sub>2</sub> H (28)	47
	<i>m</i> -ClC <sub>6</sub> H <sub>4</sub> CH=CHCO <sub>2</sub> H (28)	47
	<i>p</i> -ClC <sub>6</sub> H <sub>4</sub> CH=CHCO <sub>2</sub> H (28)	47
	2,6-Cl <sub>2</sub> C <sub>6</sub> H <sub>3</sub> CH=CHCO <sub>2</sub> H (21)	47
	<i>o</i> -BrC <sub>6</sub> H <sub>4</sub> CH=CHCO <sub>2</sub> H (23)	47
	<i>m</i> -BrC <sub>6</sub> H <sub>4</sub> CH=CHCO <sub>2</sub> H (26)	47
	<i>p</i> -BrC <sub>6</sub> H <sub>4</sub> CH=CHCO <sub>2</sub> H (29)	47
	<i>o</i> -IC <sub>6</sub> H <sub>4</sub> CH=CHCO <sub>2</sub> H (23)	47
	<i>o</i> -O <sub>2</sub> NC <sub>6</sub> H <sub>4</sub> CH=CHCO <sub>2</sub> H (7)	47
	<i>m</i> -O <sub>2</sub> NC <sub>6</sub> H <sub>4</sub> CH=CHCO <sub>2</sub> H (24)	47
	<i>p</i> -O <sub>2</sub> NC <sub>6</sub> H <sub>4</sub> CH=CHCO <sub>2</sub> H (58)*	47
	2,4-(O <sub>2</sub> N) <sub>2</sub> C <sub>6</sub> H <sub>3</sub> CH=CHCO <sub>2</sub> H (7)	47
	3-O <sub>2</sub> N-4-H <sub>3</sub> CC <sub>6</sub> H <sub>3</sub> CH=CHCO <sub>2</sub> H (14)	47
	<i>o</i> -CH <sub>3</sub> OC <sub>6</sub> H <sub>4</sub> CH=CHCO <sub>2</sub> H (0)	47
	<i>p</i> -CH <sub>3</sub> OC <sub>6</sub> H <sub>4</sub> CH=CHCO <sub>2</sub> H (0)	47
	<i>p</i> -CH <sub>3</sub> COHNC <sub>6</sub> H <sub>4</sub> CH=CHCO <sub>2</sub> H (0)	47
	2,3-(CH <sub>3</sub> ) <sub>2</sub> C <sub>6</sub> H <sub>3</sub> CH=CHCO <sub>2</sub> H (0)	47
	$\alpha$ -C <sub>10</sub> H <sub>7</sub> CH=CHCO <sub>2</sub> H (7)	47
	$\beta$ -C <sub>10</sub> H <sub>7</sub> CH=CHCO <sub>2</sub> H (8)	47

\* The author of this chapter was unable to duplicate this yield in several attempts. The average yield in his experiments was 30%.

THE MERWEIN ARYLATION REACTION

243

TABLE IX—Continued

POLYBASIC  $\alpha,\beta$ -UNSATURATED ACIDS, NITRILES, ESTERS, IMIDES

Unsaturated Compound	Product (Yield, %)	References
Maleic acid (Reactions conducted at pH 1-2, in the presence of acetone)	HO <sub>2</sub> CCHClCH(CO <sub>2</sub> H)C <sub>6</sub> H <sub>5</sub> † (—)	92
	HO <sub>2</sub> CCHClCH(CO <sub>2</sub> H)C <sub>6</sub> H <sub>4</sub> NO <sub>2</sub> - <i>p</i> (50)	92
	HO <sub>2</sub> CCHClCH(CO <sub>2</sub> H)C <sub>6</sub> H <sub>4</sub> CH <sub>3</sub> - <i>p</i> † (—)	92
	HO <sub>2</sub> CCHClCH(CO <sub>2</sub> H)C <sub>10</sub> H <sub>7</sub> - $\alpha$ † (—)	92
	HO <sub>2</sub> CCHClCH(CO <sub>2</sub> H)C <sub>10</sub> H <sub>7</sub> - $\beta$ † (—)	92
	HO <sub>2</sub> CCH=C(CO <sub>2</sub> H)C <sub>6</sub> H <sub>5</sub> ‡ (18)§	87
Dimethyl maleate	HO <sub>2</sub> CCH=C(CO <sub>2</sub> H)C <sub>6</sub> H <sub>4</sub> Cl- <i>p</i> ‡ (47)§	1
	CH <sub>3</sub> O <sub>2</sub> CCH=C(CO <sub>2</sub> CH <sub>3</sub> )C <sub>6</sub> H <sub>4</sub> Cl- <i>p</i>    (26)§	88
Dimethyl fumarate	HO <sub>2</sub> CCH=C(CO <sub>2</sub> H)C <sub>6</sub> H <sub>4</sub> Cl- <i>p</i> ‡ (70)	1
	CH <sub>3</sub> O <sub>2</sub> CCH=C(CO <sub>2</sub> CH <sub>3</sub> )C <sub>6</sub> H <sub>4</sub> Cl- <i>p</i>    (48)§	88
Di- <i>n</i> -butyl maleate	<i>n</i> -C <sub>4</sub> H <sub>9</sub> O <sub>2</sub> CCH=C(CO <sub>2</sub> C <sub>4</sub> H <sub>9</sub> - <i>n</i> )C <sub>6</sub> H <sub>4</sub> Cl- <i>p</i>    (40)§	88
Di- <i>n</i> -butyl fumarate	<i>n</i> -C <sub>4</sub> H <sub>9</sub> O <sub>2</sub> CCH=C(CO <sub>2</sub> C <sub>4</sub> H <sub>9</sub> - <i>n</i> )C <sub>6</sub> H <sub>4</sub> Cl- <i>p</i>    (62)§	88
Maleonitrile	NCCH=C(CN)C <sub>6</sub> H <sub>4</sub> Cl- <i>p</i>    (45)§	88
Fumaronitrile	NCCH=C(CN)C <sub>6</sub> H <sub>4</sub> Cl- <i>p</i>    (52)§	88
	NCCH=C(CN)C <sub>6</sub> H <sub>3</sub> Cl <sub>2</sub> -2,4   (good)§	112
	NCCH=C(CN)C <sub>6</sub> H <sub>4</sub> NO <sub>2</sub> - <i>p</i> ¶ (36)	88
	NCCH=C(CN)C <sub>6</sub> H <sub>4</sub> OCH <sub>3</sub> - <i>p</i> (— crude)	112
	C <sub>6</sub> H <sub>5</sub> C <sub>4</sub> HO <sub>2</sub> NH (21)	33
Maleimide (C <sub>4</sub> H <sub>2</sub> O <sub>2</sub> NH)**	<i>o</i> -ClC <sub>6</sub> H <sub>4</sub> C <sub>4</sub> HO <sub>2</sub> NH (—)	34
	$\alpha$ - <i>m</i> -ClC <sub>6</sub> H <sub>4</sub> - $\beta$ -ClC <sub>6</sub> H <sub>4</sub> O <sub>2</sub> NH (41)	34
	<i>p</i> -ClC <sub>6</sub> H <sub>4</sub> C <sub>4</sub> HO <sub>2</sub> NH (> 50)	112, 33
	2,4-Cl <sub>2</sub> C <sub>6</sub> H <sub>3</sub> C <sub>4</sub> HO <sub>2</sub> NH (56)	34
	2,5-Cl <sub>2</sub> C <sub>6</sub> H <sub>3</sub> C <sub>4</sub> HO <sub>2</sub> NH (51 crude)	34
	<i>m</i> -BrC <sub>6</sub> H <sub>4</sub> C <sub>4</sub> HO <sub>2</sub> NH (— crude)	34
	<i>p</i> -BrC <sub>6</sub> H <sub>4</sub> C <sub>4</sub> HO <sub>2</sub> NH (47)	33
	<i>o</i> -O <sub>2</sub> NC <sub>6</sub> H <sub>4</sub> C <sub>4</sub> HO <sub>2</sub> NH (0)	112
	<i>p</i> -O <sub>2</sub> NC <sub>6</sub> H <sub>4</sub> C <sub>4</sub> HO <sub>2</sub> NH (36)	33

244

ORGANIC REACTIONS



	<i>o</i> -CH <sub>3</sub> OC <sub>6</sub> H <sub>4</sub> C <sub>4</sub> HO <sub>2</sub> NH (—)††	34
	<i>m</i> -CH <sub>3</sub> OC <sub>6</sub> H <sub>4</sub> C <sub>4</sub> HO <sub>2</sub> NH (—)††	34
	<i>p</i> -CH <sub>3</sub> OC <sub>6</sub> H <sub>4</sub> C <sub>4</sub> HO <sub>2</sub> NH (45)††	33
	( <i>p</i> -CH <sub>3</sub> OC <sub>6</sub> H <sub>4</sub> ) <sub>2</sub> C <sub>4</sub> O <sub>2</sub> NH (35)§§	33
	<i>p</i> -CH <sub>3</sub> C <sub>6</sub> H <sub>4</sub> C <sub>4</sub> HO <sub>2</sub> NH (28)	33
	α-C <sub>10</sub> H <sub>7</sub> C <sub>4</sub> HO <sub>3</sub> †† (—)	33
	β-C <sub>10</sub> H <sub>7</sub> C <sub>4</sub> HO <sub>3</sub> †† (—)	33
N-Ethylmaleimide	<i>p</i> -ClC <sub>6</sub> H <sub>4</sub> C <sub>4</sub> HO <sub>2</sub> NC <sub>2</sub> H <sub>5</sub> (27)	33
N-Isopropylmaleimide	C <sub>6</sub> H <sub>5</sub> C <sub>4</sub> HO <sub>2</sub> NCH(CH <sub>3</sub> ) <sub>2</sub> (27)	34
	<i>o</i> -ClC <sub>6</sub> H <sub>4</sub> C <sub>4</sub> HO <sub>2</sub> NCH(CH <sub>3</sub> ) <sub>2</sub> (36)	34
	<i>m</i> -ClC <sub>6</sub> H <sub>4</sub> C <sub>4</sub> HO <sub>2</sub> NCH(CH <sub>3</sub> ) <sub>2</sub> (36)	34
	<i>p</i> -ClC <sub>6</sub> H <sub>4</sub> C <sub>4</sub> HO <sub>2</sub> NCH(CH <sub>3</sub> ) <sub>2</sub> (51)	34
	2,4-Cl <sub>2</sub> C <sub>6</sub> H <sub>3</sub> C <sub>4</sub> HO <sub>2</sub> NCH(CH <sub>3</sub> ) <sub>2</sub> (26)	34
	2,5-Cl <sub>2</sub> C <sub>6</sub> H <sub>3</sub> C <sub>4</sub> HO <sub>2</sub> NCH(CH <sub>3</sub> ) <sub>2</sub> (54)	34
	<i>o</i> -BrC <sub>6</sub> H <sub>4</sub> C <sub>4</sub> HO <sub>2</sub> NCH(CH <sub>3</sub> ) <sub>2</sub> (51)	34
	<i>m</i> -BrC <sub>6</sub> H <sub>4</sub> C <sub>4</sub> HO <sub>2</sub> NCH(CH <sub>3</sub> ) <sub>2</sub> (— crude)	34
	<i>o</i> -O <sub>2</sub> NC <sub>6</sub> H <sub>4</sub> C <sub>4</sub> HO <sub>2</sub> NCH(CH <sub>3</sub> ) <sub>2</sub> (0)	34
	<i>p</i> -O <sub>2</sub> NC <sub>6</sub> H <sub>4</sub> C <sub>4</sub> HO <sub>2</sub> NCH(CH <sub>3</sub> ) <sub>2</sub> (19)	34
	<i>p</i> -CH <sub>3</sub> OC <sub>6</sub> H <sub>4</sub> C <sub>4</sub> HO <sub>2</sub> NCH(CH <sub>3</sub> ) <sub>2</sub> (41)	34

† The product isolated was the substituted maleic anhydride, obtained by heating the chlorosuccinic acid with acetic anhydride.

†† The intermediate ester was saponified without purification.

§ This is the combined yield of a mixture of stereoisomers.

|| The crude product was dehydrohalogenated by treatment with a tertiary amine.

¶ The structure of this product is not certain.

\*\* The yields could doubtless be improved in most of these reactions if the product were dehydrohalogenated before, rather than after, purification.

††† The intermediate imide was saponified and cyclized to the anhydride.

††† Excess maleimide was used in this reaction.

§§ Excess diazonium salt was used in this reaction.

TABLE IX—Continued

## POLYBASIC α,β-UNSATURATED ACIDS, NITRILES, ESTERS, IMIDES

Unsaturated Compound	Product (Yield, %)	References
N- <i>n</i> -Hexylmaleimide	<i>o</i> -ClC <sub>6</sub> H <sub>4</sub> C <sub>4</sub> HO <sub>2</sub> NC <sub>6</sub> H <sub>13</sub> - <i>n</i> (48)	156
N-Phenylmaleimide	<i>o</i> -ClC <sub>6</sub> H <sub>4</sub> C <sub>4</sub> HO <sub>2</sub> NC <sub>6</sub> H <sub>5</sub> (—)	156
	<i>p</i> -ClC <sub>6</sub> H <sub>4</sub> C <sub>4</sub> HO <sub>2</sub> NC <sub>6</sub> H <sub>5</sub> (33)	33
Maleic hydrazide	<i>p</i> -ClC <sub>6</sub> H <sub>4</sub> C <sub>4</sub> HO <sub>2</sub> N <sub>2</sub> H <sub>2</sub> (0)	34
Bromomaleic acid	HO <sub>2</sub> CCBr=CHC <sub>6</sub> H <sub>4</sub> Cl- <i>o</i> (11)	114
	HO <sub>2</sub> CCBr=CHC <sub>6</sub> H <sub>4</sub> Cl- <i>m</i> (20)	114
	HO <sub>2</sub> CCBr=CHC <sub>6</sub> H <sub>4</sub> Cl- <i>p</i> (20)	114
	HO <sub>2</sub> CCBr=CHC <sub>6</sub> H <sub>4</sub> Br- <i>p</i> (27)§	114
	HO <sub>2</sub> CCBr=CHC <sub>6</sub> H <sub>4</sub> NO <sub>2</sub> - <i>o</i> (5)	114
	HO <sub>2</sub> CCBr=CHC <sub>6</sub> H <sub>4</sub> NO <sub>2</sub> - <i>m</i> (21)	114
	HO <sub>2</sub> CCBr=CHC <sub>6</sub> H <sub>4</sub> NO <sub>2</sub> - <i>p</i> (15)	114
	HO <sub>2</sub> CCBr=CHC <sub>10</sub> H <sub>7</sub> -α (4)	114
	HO <sub>2</sub> CCBr=CHC <sub>10</sub> H <sub>7</sub> -β (3)	114
Dibromomaleic acid	HO <sub>2</sub> CCBr=CBrC <sub>6</sub> H <sub>4</sub> Cl- <i>p</i> (0)	114
HO <sub>2</sub> CC(CH <sub>3</sub> )=CHCO <sub>2</sub> H ( <i>cis</i> )	HO <sub>2</sub> CC(CH <sub>3</sub> )=CHC <sub>6</sub> H <sub>5</sub> (0)	81
	HO <sub>2</sub> CC(CH <sub>3</sub> )=CHC <sub>6</sub> H <sub>4</sub> Cl- <i>p</i> (34)	80
	HO <sub>2</sub> CC(CH <sub>3</sub> )=CHC <sub>6</sub> H <sub>4</sub> Br- <i>p</i> (10)	81
	HO <sub>2</sub> CC(CH <sub>3</sub> )=CHC <sub>6</sub> H <sub>4</sub> NO <sub>2</sub> - <i>o</i> (—)	81
	HO <sub>2</sub> CC(CH <sub>3</sub> )=CHC <sub>6</sub> H <sub>4</sub> NO <sub>2</sub> - <i>m</i> (—)	81
	HO <sub>2</sub> CC(CH <sub>3</sub> )=CHC <sub>6</sub> H <sub>4</sub> NO <sub>2</sub> - <i>p</i> (14)	81
	HO <sub>2</sub> CC(CH <sub>3</sub> )=CHC <sub>6</sub> H <sub>4</sub> CO <sub>2</sub> H- <i>p</i> (0)	81
	HO <sub>2</sub> CC(CH <sub>3</sub> )=CHC <sub>6</sub> H <sub>4</sub> SO <sub>3</sub> H- <i>p</i> (0)	81

	$\text{HO}_2\text{CC}(\text{CH}_3)=\text{CHC}_{10}\text{H}_7-\alpha$ (0)	81
	$\text{HO}_2\text{CC}(\text{CH}_3)=\text{CHC}_{10}\text{H}_7-\beta$ (—)	81
$\text{HO}_2\text{CC}(\text{CH}_3)=\text{CHCO}_2\text{H}$ ( <i>trans</i> )	$\text{HO}_2\text{CC}(\text{CH}_3)=\text{CHC}_6\text{H}_4\text{NO}_2-p$ (10)	81
N-Isopropylcitraconimide	$\alpha$ -Methyl- $\alpha$ -chloro- $\alpha'$ -( <i>p</i> -chlorophenyl)-N-isopropylsuccinimide (56)	33
$\text{CH}_2=\text{C}(\text{CO}_2\text{H})\text{CH}_2\text{CO}_2\text{H}$	$\text{C}_6\text{H}_5\text{CH}_2\text{C}(\text{CO}_2\text{H})=\text{CH}_2$ (few drops)	115
	<i>o</i> -ClC <sub>6</sub> H <sub>4</sub> CH <sub>2</sub> C(CO <sub>2</sub> H)=CH <sub>2</sub> (16)	115
	<i>p</i> -ClC <sub>6</sub> H <sub>4</sub> CH <sub>2</sub> C(CO <sub>2</sub> H)=CH <sub>2</sub> (10)	115
	<i>p</i> -BrC <sub>6</sub> H <sub>4</sub> CH <sub>2</sub> C(CO <sub>2</sub> H)=CH <sub>2</sub> (20)	115
	<i>p</i> -O <sub>2</sub> NC <sub>6</sub> H <sub>4</sub> CH <sub>2</sub> C(CO <sub>2</sub> H)=CH <sub>2</sub> (18)	115
$\text{HO}_2\text{CCH}=\text{C}(\text{CO}_2\text{H})\text{CH}_2\text{CO}_2\text{H}$	$\text{C}_6\text{H}_5\text{CH}=\text{C}(\text{CO}_2\text{H})\text{CH}_2\text{CO}_2\text{H}$ (0)	115
	<i>m</i> -ClC <sub>6</sub> H <sub>4</sub> CH=C(CO <sub>2</sub> H)CH <sub>2</sub> CO <sub>2</sub> H (0)	115
	<i>p</i> -ClC <sub>6</sub> H <sub>4</sub> CH=C(CO <sub>2</sub> H)CH <sub>2</sub> CO <sub>2</sub> H (25)	115
	<i>o</i> -BrC <sub>6</sub> H <sub>4</sub> CH=C(CO <sub>2</sub> H)CH <sub>2</sub> CO <sub>2</sub> H (0)	115
	<i>m</i> -BrC <sub>6</sub> H <sub>4</sub> CH=C(CO <sub>2</sub> H)CH <sub>2</sub> CO <sub>2</sub> H (8-16)	115
	<i>p</i> -BrC <sub>6</sub> H <sub>4</sub> CH=C(CO <sub>2</sub> H)CH <sub>2</sub> CO <sub>2</sub> H (8-16)	115
	<i>m</i> -O <sub>2</sub> NC <sub>6</sub> H <sub>4</sub> CH=C(CO <sub>2</sub> H)CH <sub>2</sub> CO <sub>2</sub> H (0)	115
	<i>p</i> -O <sub>2</sub> NC <sub>6</sub> H <sub>4</sub> CH=C(CO <sub>2</sub> H)CH <sub>2</sub> CO <sub>2</sub> H (8-16)	115
Phenylmaleic acid	Diphenylmaleic anhydride    (—)	92
	Phenyl- <i>p</i> -tolylmaleic anhydride    (—)	92
	Phenyl- $\beta$ -naphthylmaleic anhydride    (28)	92
<i>p</i> -Nitrophenylmaleic acid	Di-( <i>p</i> -nitrophenyl)maleic anhydride    (—)	92

*Note:* References 142 to 161 are on p. 260.

§ This is the combined yield of a mixture of stereoisomers.

||| This experiment was conducted at pH 1-2 in the presence of acetone. The crude product was cyclized to the substituted maleic anhydride by heating with acetic anhydride.

TABLE X

## QUINONES

## A. Benzoquinone Derivatives

Starting Quinone	Substituent(s) in Product Benzoquinone (Yield, %)	References
<i>p</i> -Benzoquinone	$C_6H_5^* \dagger$ (84)	97, 54, 56, 58, 65, 68, 157
	<i>o</i> -ClC <sub>6</sub> H <sub>4</sub> (90-94)	57, 97
	<i>m</i> -ClC <sub>6</sub> H <sub>4</sub> (90)	97
	<i>p</i> -ClC <sub>6</sub> H <sub>4</sub> (88)	97, 56
	2,3-Cl <sub>2</sub> C <sub>6</sub> H <sub>3</sub> (—)	57
	2,4-Cl <sub>2</sub> C <sub>6</sub> H <sub>3</sub> (—)	57
	2,5-Cl <sub>2</sub> C <sub>6</sub> H <sub>3</sub> (—)	57
	2,6-Cl <sub>2</sub> C <sub>6</sub> H <sub>3</sub> (73)	97, 57
	<i>o</i> -BrC <sub>6</sub> H <sub>4</sub> (75)	97
	<i>p</i> -BrC <sub>6</sub> H <sub>4</sub> (—)	61
	<i>o</i> -O <sub>2</sub> NC <sub>6</sub> H <sub>4</sub> (76)	97, 56, 57, 59-61
	<i>m</i> -O <sub>2</sub> NC <sub>6</sub> H <sub>4</sub> (—)	58, 59
	<i>p</i> -O <sub>2</sub> NC <sub>6</sub> H <sub>4</sub> (89)	97, 56, 58, 59
	<i>o</i> -HOC <sub>6</sub> H <sub>4</sub> (77)	97
	<i>p</i> -HOC <sub>6</sub> H <sub>4</sub> (59)	97
	<i>o</i> -CH <sub>3</sub> OC <sub>6</sub> H <sub>4</sub> (81)	97
	<i>p</i> -CH <sub>3</sub> OC <sub>6</sub> H <sub>4</sub> *† (93)	97, 58, 63, 65, 68
	2-Cl-4-CH <sub>3</sub> OC <sub>6</sub> H <sub>3</sub> (—)	57
	2-Cl-5-CH <sub>3</sub> OC <sub>6</sub> H <sub>3</sub> (—)	57
	2-Cl-6-CH <sub>3</sub> OC <sub>6</sub> H <sub>3</sub> (—)	57
	3,4-(CH <sub>3</sub> O) <sub>2</sub> C <sub>6</sub> H <sub>3</sub> (84)	97, 71
	<i>p</i> -CH <sub>3</sub> COHNC <sub>6</sub> H <sub>4</sub> (good)	56
	<i>p</i> -H <sub>2</sub> NO <sub>2</sub> SC <sub>6</sub> H <sub>4</sub> (—)	59
	<i>p</i> -( <i>p</i> -HO <sub>3</sub> SC <sub>6</sub> H <sub>4</sub> N=N)C <sub>6</sub> H <sub>4</sub> (—)	56
	<i>o</i> -CH <sub>3</sub> C <sub>6</sub> H <sub>4</sub> (62)	97
	<i>m</i> -CH <sub>3</sub> C <sub>6</sub> H <sub>4</sub> (81)	97
	<i>p</i> -CH <sub>3</sub> C <sub>6</sub> H <sub>4</sub> † (—)	65, 58, 68
	2-Cl-3-CH <sub>3</sub> C <sub>6</sub> H <sub>3</sub> (—)	57
	2-Cl-4-CH <sub>3</sub> C <sub>6</sub> H <sub>3</sub> (—)	57
	2-Cl-5-CH <sub>3</sub> C <sub>6</sub> H <sub>3</sub> (—)	57
	2-Cl-6-CH <sub>3</sub> C <sub>6</sub> H <sub>3</sub> (—)	57
	2-Br-4,5-(CH <sub>3</sub> ) <sub>2</sub> C <sub>6</sub> H <sub>2</sub> (—)	57
	4-Br-2,6-(CH <sub>3</sub> ) <sub>2</sub> C <sub>6</sub> H <sub>2</sub> (73)	97
	<i>o</i> -C <sub>6</sub> H <sub>5</sub> C <sub>6</sub> H <sub>4</sub> (88)	97
	<i>p</i> -C <sub>6</sub> H <sub>5</sub> C <sub>6</sub> H <sub>4</sub> (—)	56, 58
	$\alpha$ -C <sub>10</sub> H <sub>7</sub> (78)	97
	$\beta$ -C <sub>10</sub> H <sub>7</sub> (—)	58
	2-Cl-1-C <sub>10</sub> H <sub>6</sub> (—)	57
	1-Cl-2-C <sub>10</sub> H <sub>6</sub> (—)	57
	3-Br-2-C <sub>10</sub> H <sub>6</sub> (—)	57
	<i>o</i> -HO <sub>2</sub> CC <sub>6</sub> H <sub>4</sub> (good)	56
	<i>o</i> -CH <sub>3</sub> O <sub>2</sub> CC <sub>6</sub> H <sub>4</sub> (81)	97
	<i>p</i> -HO <sub>2</sub> CC <sub>6</sub> H <sub>4</sub> (—)	58
	<i>p</i> -C <sub>2</sub> H <sub>5</sub> O <sub>2</sub> CC <sub>6</sub> H <sub>4</sub> (—)	58
	<i>m</i> -CH <sub>3</sub> COC <sub>6</sub> H <sub>4</sub> (84)	97
	<i>p</i> -CH <sub>3</sub> COC <sub>6</sub> H <sub>4</sub> (—)	58
2-Chlorobenzoquinone	2-Cl, 6-C <sub>6</sub> H <sub>5</sub> (54); 2-Cl, 3-C <sub>6</sub> H <sub>5</sub> (30)	158
	2-Cl, 5-C <sub>6</sub> H <sub>5</sub> (—)	56
	2-Cl, 6- <i>p</i> -ClC <sub>6</sub> H <sub>4</sub> (66); 2-Cl, 3- <i>p</i> -ClC <sub>6</sub> H <sub>4</sub> (18)	158

Note: References 142 to 161 are on p. 260.

\* The product was accompanied by diaryl and/or polyaryl quinones.

† This product was prepared by the action of an N-nitrosoacetanilide upon the quinone.

TABLE X—Continued

## QUINONES

250

## A. Benzoquinone Derivatives—Continued

Starting Quinone	Substituent(s) in Product Benzoquinone (Yield, %)	References
2,3-Dichlorobenzoquinone	2,3-Cl <sub>2</sub> , 5-C <sub>6</sub> H <sub>5</sub> (69)	158
	2,3-Cl <sub>2</sub> , 5- <i>p</i> -ClC <sub>6</sub> H <sub>4</sub> (81)	158
2,5-Dichlorobenzoquinone	2,5-Cl <sub>2</sub> , 3-C <sub>6</sub> H <sub>5</sub> *† (17)	69, 58
	2,5-Cl <sub>2</sub> , 3- <i>p</i> -CH <sub>3</sub> OC <sub>6</sub> H <sub>4</sub> *† (—)	69, 71
	2,5-Cl <sub>2</sub> , 3- <i>p</i> -CH <sub>3</sub> O <sub>2</sub> CC <sub>6</sub> H <sub>4</sub> *† (—)	69
	2,5-Cl <sub>2</sub> , 3- <i>p</i> -CH <sub>3</sub> C <sub>6</sub> H <sub>4</sub> *† (—)	69
2,6-Dichlorobenzoquinone	2,6-Cl <sub>2</sub> , 3- <i>p</i> -ClC <sub>6</sub> H <sub>4</sub> (72)	158
2,5-Dihydroxybenzoquinone	2,5-(HO) <sub>2</sub> , 3-C <sub>6</sub> H <sub>5</sub> , 6-C <sub>6</sub> H <sub>5</sub> N=N (28)	159
	2,5-(HO) <sub>2</sub> , 3- <i>m</i> -CH <sub>3</sub> C <sub>6</sub> H <sub>4</sub> , 6- <i>m</i> -CH <sub>3</sub> C <sub>6</sub> H <sub>4</sub> N=N (48)	159
	2,5-(HO) <sub>2</sub> , 3,6-( <i>o</i> -CH <sub>3</sub> C <sub>6</sub> H <sub>4</sub> ) <sub>2</sub> (32)	159
2,5-Dimethylbenzoquinone	2,5-(CH <sub>3</sub> ) <sub>2</sub> , 3- <i>m</i> -O <sub>2</sub> NC <sub>6</sub> H <sub>4</sub> (—)	58
2-Chloro-6-phenylbenzoquinone	2-Cl, 3,6-(C <sub>6</sub> H <sub>5</sub> ) <sub>2</sub> (20)	158
<i>o</i> -Chlorophenylbenzoquinone	2,5-( <i>o</i> -ClC <sub>6</sub> H <sub>4</sub> ) <sub>2</sub> (42)	160
<i>m</i> -Chlorophenylbenzoquinone	2,5-( <i>m</i> -ClC <sub>6</sub> H <sub>4</sub> ) <sub>2</sub> (46)	160
<i>p</i> -Chlorophenylbenzoquinone	2,5-( <i>p</i> -ClC <sub>6</sub> H <sub>4</sub> ) <sub>2</sub> (43)	160
2-Chloro-6- <i>p</i> -chlorophenylbenzoquinone	2-Cl, 3,6-( <i>p</i> -ClC <sub>6</sub> H <sub>4</sub> ) <sub>2</sub> (—)	158
<i>o</i> -Bromophenylbenzoquinone	2,5-( <i>o</i> -BrC <sub>6</sub> H <sub>4</sub> ) <sub>2</sub> (40)	160
†	2-C <sub>6</sub> H <sub>5</sub> , 5- <i>m</i> -BrC <sub>6</sub> H <sub>4</sub> (32)	160
†	2-C <sub>6</sub> H <sub>5</sub> , 5- <i>o</i> -CH <sub>3</sub> OC <sub>6</sub> H <sub>4</sub> (20)	160
†	2-C <sub>6</sub> H <sub>5</sub> , 5- <i>p</i> -CH <sub>3</sub> OC <sub>6</sub> H <sub>4</sub> (32)	160
†	2- <i>p</i> -CH <sub>3</sub> C <sub>6</sub> H <sub>4</sub> , 5- <i>p</i> -CH <sub>3</sub> OC <sub>6</sub> H <sub>4</sub> † (—)	68
†	2-C <sub>6</sub> H <sub>5</sub> , 5- <i>p</i> -CH <sub>3</sub> C <sub>6</sub> H <sub>4</sub> † (—)	68
†	2-C <sub>6</sub> H <sub>5</sub> , 5-β-C <sub>10</sub> H <sub>7</sub> (36)	160
<i>o</i> -Carbomethoxyphenylbenzoquinone	2,5-( <i>o</i> -CH <sub>3</sub> O <sub>2</sub> CC <sub>6</sub> H <sub>4</sub> ) <sub>2</sub> (38)	160
¶	2,5-Cl <sub>2</sub> , 3-C <sub>6</sub> H <sub>5</sub> , 6- <i>p</i> -CH <sub>3</sub> OC <sub>6</sub> H <sub>4</sub> (—)	70
¶	2,5-Cl <sub>2</sub> , 3-C <sub>6</sub> H <sub>5</sub> , 6- <i>p</i> -CH <sub>3</sub> C <sub>6</sub> H <sub>4</sub> (—)	70
¶	2,5-Cl <sub>2</sub> , 3- <i>p</i> -CH <sub>3</sub> OC <sub>6</sub> H <sub>4</sub> , 6- <i>p</i> -CH <sub>3</sub> C <sub>6</sub> H <sub>4</sub> (—)	70
2,5-Dichloro-3- <i>p</i> -tolylbenzoquinone	2,5-Cl <sub>2</sub> , 3- <i>p</i> -CH <sub>3</sub> C <sub>6</sub> H <sub>4</sub> , 6-[3,4-(CH <sub>3</sub> O) <sub>2</sub> C <sub>6</sub> H <sub>3</sub> ] (29)	71

ORGANIC REACTIONS

## B. Naphthoquinones

Starting Naphthoquinone	Substituent(s) in Product Naphthoquinone (Yield, %)	References
1,2-Naphthoquinone (C <sub>10</sub> H <sub>6</sub> O <sub>2</sub> )	3,4-( <i>p</i> -HO <sub>2</sub> CC <sub>6</sub> H <sub>4</sub> ) <sub>2</sub> (—)	58
1,4-Naphthoquinone (C <sub>10</sub> H <sub>6</sub> O <sub>2</sub> )	2-C <sub>6</sub> H <sub>5</sub> (poor)*†	58, 54
	2- <i>o</i> -O <sub>2</sub> NC <sub>6</sub> H <sub>4</sub> (0)	58
	2- <i>m</i> -O <sub>2</sub> NC <sub>6</sub> H <sub>4</sub> § (—)	58
	2- <i>p</i> -O <sub>2</sub> NC <sub>6</sub> H <sub>4</sub> § (50)	60, 56
	2- <i>p</i> -HO <sub>2</sub> CC <sub>6</sub> H <sub>4</sub> (—)	58
	2-[2,6-(CH <sub>3</sub> ) <sub>2</sub> C <sub>6</sub> H <sub>3</sub> ] (0)	58
	2-α-C <sub>10</sub> H <sub>7</sub> (0)	58
2-Hydroxy-1,4-naphthoquinone	3-C <sub>6</sub> H <sub>5</sub> , 2-HO (—)	62, 67
	3- <i>p</i> -FC <sub>6</sub> H <sub>4</sub> , 2-HO (18)	67
	3- <i>o</i> -ClC <sub>6</sub> H <sub>4</sub> , 2-HO (low)	67
	3- <i>m</i> -ClC <sub>6</sub> H <sub>4</sub> , 2-HO (20)	67
	3- <i>p</i> -ClC <sub>6</sub> H <sub>4</sub> , 2-HO (30)	67
	3-(2,4-Cl <sub>2</sub> C <sub>6</sub> H <sub>3</sub> ), 2-HO (20)	67
	3-(2,5-Cl <sub>2</sub> C <sub>6</sub> H <sub>3</sub> ), 2-HO (20)	67
	3- <i>o</i> -BrC <sub>6</sub> H <sub>4</sub> , 2-HO (20)	67
	3- <i>m</i> -BrC <sub>6</sub> H <sub>4</sub> , 2-HO (20)	67
	3- <i>p</i> -BrC <sub>6</sub> H <sub>4</sub> , 2-HO (18-31)	67

Note: References 142 to 161 are on p. 260.

\* The product was accompanied by diaryl and/or polyaryl quinones.

† This product was prepared by the action of an N-nitrosoacetanilide upon the quinone.

‡ The authors did not specify which of the two possible pairs of starting compounds (monoarylquinone and diazonium salt) was employed to prepare this product.

§ Copper powder was beneficial in this reaction.

¶ A monoaryl-2,5-dichloroquinone and a nitrosoacetanilide were used in this reaction. The author did not specify which aryl group in the product came from the quinone and which from the nitrosoacetanilide.

THE MEEBWEIN ARYLATION REACTION

251

TABLE X—Continued

## QUINONES

## B. Naphthoquinones—Continued

Starting Naphthoquinone	Substituent(s) in Product Naphthoquinone (Yield, %)	References	
2-Hydroxy-1,4-naphthoquinone ( <i>continued</i> )	3- <i>p</i> -IC <sub>6</sub> H <sub>4</sub> , 2-HO (11)	67	
	3- <i>m</i> -O <sub>2</sub> NC <sub>6</sub> H <sub>4</sub> , 2-HO (low)	67	
	3- <i>p</i> -O <sub>2</sub> NC <sub>6</sub> H <sub>4</sub> , 2-HO (low)	67	
	3- <i>o</i> -CH <sub>3</sub> OC <sub>6</sub> H <sub>4</sub> , 2-HO (0)	67	
	3- <i>p</i> -CH <sub>3</sub> OC <sub>6</sub> H <sub>4</sub> , 2-HO (6)	67, 62	
	3- <i>p</i> -C <sub>2</sub> H <sub>5</sub> OC <sub>6</sub> H <sub>4</sub> , 2-HO (9)	67	
	3- <i>p</i> -HO <sub>2</sub> SC <sub>6</sub> H <sub>4</sub> , 2-HO (—)	62	
	3- <i>p</i> -H <sub>2</sub> NO <sub>2</sub> SC <sub>6</sub> H <sub>4</sub> , 2-HO (27)	67	
	3- <i>p</i> -(2-Pyridyl)HNO <sub>2</sub> SC <sub>6</sub> H <sub>4</sub> , 2-HO (20)	67	
	3- <i>p</i> -H <sub>2</sub> NC(=NH)HNO <sub>2</sub> SC <sub>6</sub> H <sub>4</sub> , 2-HO (20)	67	
	3- <i>p</i> -(2-Thiazolyl)HNO <sub>2</sub> SC <sub>6</sub> H <sub>4</sub> , 2-HO (20)	67	
	3- <i>p</i> -(2-Pyrimidyl)HNO <sub>2</sub> SC <sub>6</sub> H <sub>4</sub> , 2-HO (20)	67	
	3- <i>p</i> -H <sub>2</sub> O <sub>3</sub> AsC <sub>6</sub> H <sub>4</sub> , 2-HO (0)	67	
	3- <i>p</i> -C <sub>6</sub> H <sub>5</sub> N=NC <sub>6</sub> H <sub>4</sub> , 2-HO (0)	67	
	3- <i>o</i> -CH <sub>3</sub> C <sub>6</sub> H <sub>4</sub> , 2-HO (66)	62, 67	
	3- <i>m</i> -CH <sub>3</sub> C <sub>6</sub> H <sub>4</sub> , 2-HO (10)	67	
	3- <i>p</i> -CH <sub>3</sub> C <sub>6</sub> H <sub>4</sub> , 2-HO (—)	62	
	3-[2,4-(CH <sub>3</sub> ) <sub>2</sub> C <sub>6</sub> H <sub>3</sub> ], 2-HO (11)	67	
	3-[2-CH <sub>3</sub> -5- <i>i</i> -C <sub>3</sub> H <sub>7</sub> C <sub>6</sub> H <sub>3</sub> ], 2-HO (0)	67	
	3-( <i>p</i> - <i>t</i> -C <sub>3</sub> H <sub>11</sub> C <sub>6</sub> H <sub>4</sub> ), 2-HO (0)	67	
	3-(2-CH <sub>3</sub> -4-ClC <sub>6</sub> H <sub>3</sub> ), 2-HO (7)	67	
	3-(2-CH <sub>3</sub> -4-BrC <sub>6</sub> H <sub>3</sub> ), 2-HO (21)	67	
	3- <i>p</i> -C <sub>6</sub> H <sub>5</sub> C <sub>6</sub> H <sub>4</sub> , 2-HO (20)	67	
	2-Methoxy-1,4-naphthoquinone**	3- $\alpha$ -C <sub>10</sub> H <sub>7</sub> , 2-HO (10)	67
		3- $\beta$ -C <sub>10</sub> H <sub>7</sub> , 2-HO (—)	62
		3-(4-Br-1-C <sub>10</sub> H <sub>6</sub> ), 2-HO (0)	67
		3-(2-Fluorenyl), 2-HO (trace)	67
		3-(3-Acenaphthenyl), 2-HO (0)	67
		3-(2-Dibenzofuranyl), 2-HO (0)	67
		3-(2-CH <sub>3</sub> -1-anthraquinonyl), 2-HO (0)	67
		3-( <i>o</i> -HO <sub>2</sub> CC <sub>6</sub> H <sub>4</sub> ), 2-HO (—)	62
		3-( <i>p</i> -HO <sub>2</sub> CC <sub>6</sub> H <sub>4</sub> ), 2-HO (—)	62
3-( <i>o</i> -CH <sub>3</sub> O <sub>2</sub> CC <sub>6</sub> H <sub>4</sub> ), 2-HO (0)		67	
3-( <i>p</i> -CH <sub>3</sub> COC <sub>6</sub> H <sub>4</sub> ), 2-HO (20)		67	
3-C <sub>6</sub> H <sub>5</sub> , 2-CH <sub>3</sub> O (0)		66, 58	
3- <i>p</i> -ClC <sub>6</sub> H <sub>4</sub> , 2-CH <sub>3</sub> O (—)		66	
3- <i>p</i> -O <sub>2</sub> NC <sub>6</sub> H <sub>4</sub> , 2-CH <sub>3</sub> O (41)		66	
3- <i>p</i> -CH <sub>3</sub> OC <sub>6</sub> H <sub>4</sub> , 2-CH <sub>3</sub> O (0)		66	
3- <i>p</i> -HO <sub>2</sub> CC <sub>6</sub> H <sub>4</sub> , 2-CH <sub>3</sub> O (—)	66		
3-(3-HO-4-HO <sub>2</sub> CC <sub>6</sub> H <sub>3</sub> ), 2-CH <sub>3</sub> O (—)	66		
2-Methyl-1,4-naphthoquinone**	3- <i>m</i> -O <sub>2</sub> NC <sub>6</sub> H <sub>4</sub> , 2-CH <sub>3</sub> (—)	60	
	3- <i>p</i> -O <sub>2</sub> NC <sub>6</sub> H <sub>4</sub> , 2-CH <sub>3</sub> (—)	60	
	3- <i>p</i> -CH <sub>3</sub> OC <sub>6</sub> H <sub>4</sub> , 2-CH <sub>3</sub> (—)	60	
2,6-Dimethyl-1,4-naphthoquinone	3- <i>p</i> -CH <sub>3</sub> C <sub>6</sub> H <sub>4</sub> , 2-CH <sub>3</sub> (—)	60	
	3-C <sub>6</sub> H <sub>5</sub> , 2,6-(CH <sub>3</sub> ) <sub>2</sub> (poor)	58	

|| The arylating agent was a diaroyl peroxide.

\*\* Attempts to arylate this quinone with tetrazotized benzidine yielded only polymer.<sup>66</sup>

TABLE XI  
HYDROQUINONE

Substituent in Hydroquinone Product (Yield, %)	References
2-Phenyl (0)	61
2- <i>p</i> -Bromophenyl* (—)	61
2- <i>o</i> -Nitrophenyl† (26)	64
2- <i>m</i> -Nitrophenyl (12-15)	61
2- <i>p</i> -Nitrophenyl (89)	64, 61
2-(2',4'-Dinitrophenyl) (87 crude)	64
2- <i>p</i> -Carbethoxyphenyl* (50-55)	61

\* The quinhydrone was also formed.

† This product was accompanied by a 23% yield of diarylhydroquinones.

TABLE XII  
COUMARINS

Coumarin Arylated	Substituents in Coumarin Product (Yield, %)	References
Coumarin	3-Phenyl (60)*	1
	3- <i>p</i> -Chlorophenyl (78)*	1
	3- <i>o</i> -Nitrophenyl (11)	1
	3- <i>m</i> -Nitrophenyl (—)	41
	3- <i>p</i> -Nitrophenyl (50)	1, 53
	3- <i>p</i> -Anisyl (66)*	1
	3- <i>p</i> -Acetamidophenyl (28)	1
	3- <i>p</i> -Sulfophenyl (58)*	1
	3- <i>p</i> -Arsonophenyl (55)	16, 15
	3- <i>p</i> -Arsenosophenyl (—)	15
	3- $\beta$ -Naphthyl (30)*	1
	3- <i>p</i> -Carboxyphenyl (82)*	1
7-Hydroxycoumarin	3- <i>p</i> -Chlorophenyl-7-hydroxy (48)	1
4-Methyl-7-hydroxycoumarin	3- <i>p</i> -Chlorophenyl-4-methyl-7-hydroxy (small)	17
	3- <i>p</i> -Bromophenyl-4-methyl-7-hydroxy (—)	17
	3- <i>p</i> -Anisyl-4-methyl-7-hydroxy (very poor)	17

\* This yield is corrected for unreacted coumarin recovered.





CH <sub>3</sub> CH=NOH**	<i>o</i> -ClC <sub>6</sub> H <sub>4</sub> COCH <sub>3</sub> (43)	100
	<i>p</i> -ClC <sub>6</sub> H <sub>4</sub> COCH <sub>3</sub> (35-45)	100
	3,4-(HO <sub>2</sub> C) <sub>2</sub> C <sub>6</sub> H <sub>3</sub> COCH <sub>3</sub> (27)	100
	<i>m</i> -C <sub>6</sub> H <sub>4</sub> (COCH <sub>3</sub> ) <sub>2</sub> †† (27)	100
	<i>p</i> -C <sub>6</sub> H <sub>4</sub> (COCH <sub>3</sub> ) <sub>2</sub> †† (33)	100
	4-ClC <sub>6</sub> H <sub>3</sub> (COCH <sub>3</sub> ) <sub>2</sub> -1,3†† (15)	100
CH <sub>3</sub> CH=NNHCONH <sub>2</sub>	<i>p</i> -ClC <sub>6</sub> H <sub>4</sub> C(CH <sub>3</sub> )=NNHCONH <sub>2</sub> (40)	100
CH <sub>3</sub> CH <sub>2</sub> CH=NOH**	<i>p</i> -ClC <sub>6</sub> H <sub>4</sub> COCH <sub>2</sub> CH <sub>3</sub> (30)	100
C <sub>6</sub> H <sub>5</sub> CH=NOH	<i>p</i> -ClC <sub>6</sub> H <sub>4</sub> COC <sub>6</sub> H <sub>5</sub> (0)	100
CH <sub>3</sub> COCH=NOH	CH <sub>3</sub> COC(=NOH)C <sub>6</sub> H <sub>5</sub> (82)	103, 101, 102
	CH <sub>3</sub> COC(=NOH)C <sub>6</sub> H <sub>4</sub> Cl- <i>m</i> (—)	103
	CH <sub>3</sub> COC(=NOH)C <sub>6</sub> H <sub>4</sub> Cl- <i>p</i> (—)	103, 102
	CH <sub>3</sub> COC(=NOH)C <sub>6</sub> H <sub>4</sub> NO <sub>2</sub> - <i>p</i> (—)	103
	CH <sub>3</sub> COC(=NOH)C <sub>6</sub> H <sub>4</sub> OCH <sub>3</sub> - <i>o</i> (22)	101
	CH <sub>3</sub> COC(=NOH)C <sub>6</sub> H <sub>4</sub> OCH <sub>3</sub> - <i>p</i> (50)	102, 101
	CH <sub>3</sub> COC(=NOH)C <sub>6</sub> H <sub>4</sub> OC <sub>2</sub> H <sub>5</sub> - <i>p</i> (65)	102
	CH <sub>3</sub> COC(=NOH)C <sub>6</sub> H <sub>4</sub> NHCOCH <sub>3</sub> - <i>p</i> (—)	103
	CH <sub>3</sub> COC(=NOH)C <sub>6</sub> H <sub>3</sub> OCH <sub>3</sub> -3-NHCOCH <sub>3</sub> -4 (—)	103
	CH <sub>3</sub> COC(=NOH)C <sub>6</sub> H <sub>4</sub> CH <sub>3</sub> - <i>o</i> (—)	103
	CH <sub>3</sub> COC(=NOH)C <sub>6</sub> H <sub>4</sub> CH <sub>3</sub> - <i>p</i> (60)	102, 101
	CH <sub>3</sub> COC(=NOH)C <sub>6</sub> H <sub>3</sub> (CH <sub>3</sub> ) <sub>2</sub> -2,4 (—)	101
	CH <sub>3</sub> COC(=NOH)C <sub>10</sub> H <sub>7</sub> -β (40)	102
	1-Oximino-1-(3'-pyridyl)-2-propanone (60)	103
	CH <sub>3</sub> COC(=NOH)C <sub>6</sub> H <sub>4</sub> CO <sub>2</sub> C <sub>2</sub> H <sub>5</sub> - <i>p</i> (70)	103?

|| With *p*-ClC<sub>6</sub>H<sub>4</sub>N<sub>2</sub>Cl or *p*-O<sub>2</sub>NC<sub>6</sub>H<sub>4</sub>N<sub>2</sub>Cl, the product is the hydrazone resulting from conventional azo coupling.

¶ The product was isolated by hydrolysis, decarboxylation, and re-esterification.

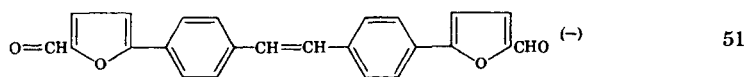
\*\* The product was isolated as the aldehyde or ketone after hydrolysis of the oxime. Control experiments<sup>125</sup> showed a loss of about 15% during hydrolysis and purification.

†† The appropriate aminoacetophenone was diazotized and allowed to react with acetaldoxime.

TABLE XIII—Continued

Unsaturated Compound	Product (Yield, %)	References
<i>MISCELLANEOUS</i>		
<i>E. Oximes and Semicarbazones—Continued</i>		
C <sub>6</sub> H <sub>5</sub> COCH=NOH	C <sub>6</sub> H <sub>5</sub> COC(=NOH)C <sub>6</sub> H <sub>5</sub> (—)	98, 101
	C <sub>6</sub> H <sub>5</sub> COC(=NOH)C <sub>6</sub> H <sub>4</sub> NO <sub>2</sub> - <i>p</i> (—)	98
	C <sub>6</sub> H <sub>5</sub> COC(=NOH)C <sub>6</sub> H <sub>4</sub> OC <sub>2</sub> H <sub>5</sub> - <i>p</i> (—)	98
<i>p</i> -O <sub>2</sub> NC <sub>6</sub> H <sub>4</sub> COCH=NOH**	<i>p</i> -O <sub>2</sub> NC <sub>6</sub> H <sub>4</sub> COCOC <sub>6</sub> H <sub>4</sub> NO <sub>2</sub> - <i>p</i> (—)	98
	<i>p</i> -O <sub>2</sub> NC <sub>6</sub> H <sub>4</sub> COCOC <sub>6</sub> H <sub>4</sub> OC <sub>2</sub> H <sub>5</sub> - <i>p</i> (—)	98
3-Pyridylglyoxal monoxime	3-C <sub>5</sub> H <sub>4</sub> NCOC(=NOH)C <sub>6</sub> H <sub>5</sub> (—)	99
	3-C <sub>5</sub> H <sub>4</sub> NCOC(=NOH)C <sub>6</sub> H <sub>4</sub> NO <sub>2</sub> - <i>p</i> (—)	99
	3-C <sub>5</sub> H <sub>4</sub> NCOC(=NOH)C <sub>6</sub> H <sub>4</sub> OC <sub>2</sub> H <sub>5</sub> - <i>p</i> (—)	99
	3-C <sub>5</sub> H <sub>4</sub> NCOC(=NOH)C <sub>6</sub> H <sub>4</sub> CH <sub>3</sub> - <i>p</i> (—)	99
4-Pyridylglyoxal monoxime	4-C <sub>5</sub> H <sub>4</sub> NCOC(=NOH)C <sub>6</sub> H <sub>4</sub> CH <sub>3</sub> - <i>p</i> (—)	99
<i>F. Furfural</i>		
	Substituents in Furfural (Yield, %)	References
	5-Phenyl (49)	48, 51
	5- <i>p</i> -Chlorophenyl (90)	48, 51, 141
	5- <i>o</i> -Nitrophenyl (—)	51
	5- <i>p</i> -Nitrophenyl (96)	48, 51, 141

5- <i>p</i> -Sulfohenyl (44)	48, 51
5- <i>p</i> -Anisyl (—)	51
5- <i>p</i> -Aminophenyl (—)	51
5- <i>p</i> -Acetamidophenyl (—)	51
5- <i>p</i> -Dimethylaminophenyl (—)	51
5- <i>p</i> -Tolyl (—)	51
5- <i>p</i> -Carboxyphenyl (—)	141
5-(2-Anthraquinonyl) (—)	51
5-(2-Hydroxy-1-naphthyl-4-sulfonic acid) (—)	51



#### G. Furoic Acid

Product (Yield, %)	References
5-Phenylfuroic Acid (60)	48
5- <i>p</i> -Chlorophenylfuroic acid (93)	48, 141
5- <i>p</i> -Nitrophenylfuroic acid (96)	48, 141

\*\* The product was isolated as the aldehyde or ketone after hydrolysis of the oxime. Control experiments showed a loss of about 15% during hydrolysis and purification.

## REFERENCES FOR TABLES I-XIII

- <sup>142</sup> Benkeser, Bennett, and Hickner, *J. Am. Chem. Soc.*, **79**, 6253 (1957); Benkeser and Hickner, *ibid.*, **80**, 5298 (1958).
- <sup>143</sup> Dombrovskii and Terent'ev, *Zhur. obshchei Khim.*, **26**, 2776 (1956); *J. Gen. Chem. U.S.S.R. (Engl. Transl.)*, **26**, 3091 (1956) [*C.A.*, **51**, 7337 (1957)].
- <sup>144</sup> Dombrovskii and Terent'ev, *Zhur. obshchei Khim.*, **27**, 2000 (1957); *J. Gen. Chem. U.S.S.R. (Engl. Transl.)*, **27**, 2058 (1957).
- <sup>145</sup> Ropp and Raaen, *J. Am. Chem. Soc.*, **76**, 4484 (1954).
- <sup>146</sup> Taylor and Strojny, *J. Am. Chem. Soc.*, **78**, 5104 (1956).
- <sup>147</sup> Broadhead and Pauson, *J. Chem. Soc.*, **1955**, 367.
- <sup>148</sup> Rosenblum, Abstr. Am. Chem. Soc. Meeting, San Francisco, April 1958, p. 5N.
- <sup>149</sup> Bernauer and Schmidt, *Ann.*, **591**, 153 (1955).
- <sup>150</sup> Dombrovskii, Terent'ev, and Yurkevich, *Zhur. Obshchei Khim.*, **27**, 419 (1957); *J. Gen. Chem. U.S.S.R. (Engl. Transl.)*, **27**, 473 (1957) [*C.A.*, **51**, 15454g (1957)].
- <sup>151</sup> Drefahl and Hartrodt, *J. prakt. Chem.* [4] **4**, 124 (1956).
- <sup>152</sup> Bell and Waring, *J. Chem. Soc.*, **1948**, 1024.
- <sup>153</sup> Fuson and Cooke, *J. Am. Chem. Soc.*, **62**, 1180 (1940).
- <sup>154</sup> Drefahl, Hochbarth, and Möller, *J. prakt. Chem.* [4] **4**, 130 (1956).
- <sup>155</sup> Bachman and Hoaglin, *J. Org. Chem.*, **8**, 300 (1943).
- <sup>156</sup> A. Johnson, private communication.
- <sup>157</sup> Wieland et al., *Ann.*, **514**, 148 (1934); Betterton and Waters, *J. Chem. Soc.*, **1953**, 329.
- <sup>158</sup> Brassard and L'Écuyer, *Can. J. Chem.*, **36**, 814 (1958).
- <sup>159</sup> Brassard and L'Écuyer, *Can. J. Chem.*, **36**, 1346 (1958).
- <sup>160</sup> Brassard and L'Écuyer, *Can. J. Chem.*, **36**, 709 (1958).
- <sup>161</sup> Quillico and Musante, *Gazz. chim. ital.*, **74**, 26 (1944).

## CHAPTER 4

# THE FAVORSKIĬ REARRANGEMENT OF HALOKETONES

ANDREW S. KENDE

*Lederle Laboratories Division, American Cyanamid Co.*

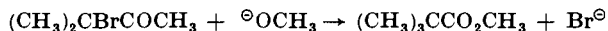
### CONTENTS

	PAGE
NATURE OF THE REACTION . . . . .	262
MECHANISM AND STEREOCHEMISTRY . . . . .	263
Unsymmetrical Mechanisms . . . . .	263
Symmetrical Mechanisms . . . . .	265
Stereospecificity . . . . .	267
SCOPE AND LIMITATIONS . . . . .	270
Acyclic Monohaloketones . . . . .	270
Alicyclic Monohaloketones . . . . .	271
Aralkyl Monohaloketones . . . . .	274
Steroid Monohaloketones . . . . .	275
Dihaloketones . . . . .	277
Trihaloketones . . . . .	282
EXPERIMENTAL CONDITIONS . . . . .	283
Side Reactions . . . . .	283
Nature of the Halogen . . . . .	285
Choice of Base and Solvent . . . . .	286
Table I. Reaction of $(\text{CH}_3)_2\text{CBrCOCH}_3$ . . . . .	286
Table II. Yields of Rearrangement Acid Using Various Alkoxide-Solvent Pairs . . . . .	287
Reaction Time and Temperature . . . . .	288
EXPERIMENTAL PROCEDURES . . . . .	289
Methyl Cyclopentanecarboxylate . . . . .	289
Ethyl Trimethylacetate . . . . .	289
Ethyl 3,3-Diphenylpropionate . . . . .	289
Cyclohexanecarboxylic Acid . . . . .	290
Methyl 3-Methyl-2-butenolate . . . . .	290
20-Bromo-17(20)-pregnen-3 $\beta$ -ol-21-oic Acid . . . . .	290

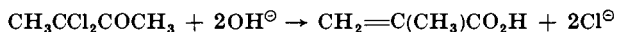
	PAGE
TABULAR SURVEY . . . . .	291
Table III. Acyclic Monohaloketones . . . . .	292
Table IV. Alicyclic Monohaloketones . . . . .	294
Table V. Aralkyl Monohaloketones . . . . .	302
Table VI. Steroid Monohaloketones . . . . .	307
Table VII. Dihaloketones . . . . .	310
Table VIII. Trihaloketones . . . . .	315

### NATURE OF THE REACTION

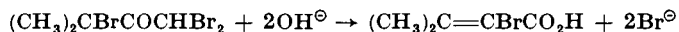
The Favorskiĭ rearrangement is the skeletal rearrangement of  $\alpha$ -halogenated ketones in the presence of certain nucleophilic bases, such as hydroxides, alkoxides, or amines, to give carboxylic acid salts, esters, or amides, respectively. Monohaloketones undergo the reaction to yield derivatives of saturated acids having the same number of carbon atoms.



In a similar manner, suitable dihaloketones produce unsaturated carboxylic acids.



Analogous rearrangement of trihaloketones can give rise to unsaturated halo acids.



Since the description of this rearrangement by Favorskiĭ<sup>1</sup> in 1894, successive investigations have largely clarified its scope, mechanism, and, more recently, its stereochemistry. Accordingly, the Favorskiĭ rearrangement has become an increasingly reliable and specialized instrument of organic synthesis. The reaction has found application for the preparation of highly branched acyclic carboxylic acids. It is a preferred route to various 1-substituted cycloalkanecarboxylic acids, and provides a direct method for ring contraction in simple alicyclic systems and in the steroids. Other typical applications include its use in the modification of the ring-D side chain of steroids and in the stereospecific synthesis of 8-methyl-1-hydrindone.

A review of the Favorskiĭ rearrangement, covering the literature through 1949, has been published.<sup>2</sup>

<sup>1</sup> Favorskiĭ, *J. Russ. Phys.-Chem. Soc.*, **26**, 559 (1894); *J. prakt. Chem.*, [2] **51**, 533 (1895).

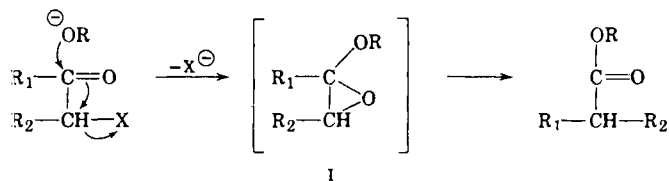
<sup>2</sup> Jacquier, *Bull. soc. chim. France*, [5] **17**, D35 (1950).

## MECHANISM AND STEREOCHEMISTRY

Five fundamental mechanisms have been advanced to account for the FavorskiĀ rearrangement. These are discussed here with immediate reference to the action of alkoxides on  $\alpha$ -monohaloketones, but their extension to other bases or to polyhaloketones will be evident.

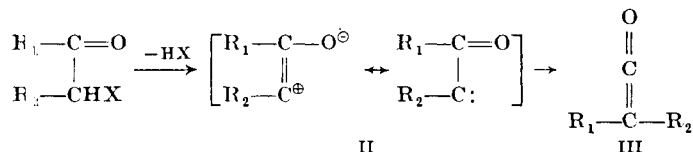
## Unsymmetrical Mechanisms

The rearrangement was considered by FavorskiĀ<sup>3</sup> to proceed by addition of alkoxide to the carbonyl carbon, with concomitant ejection of halide ion, to produce an epoxyether (I), followed by rearrangement to product.



Although the isolation of epoxyethers from the action of alkoxides on certain  $\alpha$ -haloketones is well established, the postulated rearrangement of the epoxyether I into product is inherently improbable.\* Such a transformation is experimentally precluded by failure to effect this rearrangement starting with pure epoxyethers under a variety of conditions. Thus the epoxyether intermediate is clearly not involved in the main course of the FavorskiĀ reaction, although it plays a central role in the formation of certain by-products.

A second mechanism, that of Richard,<sup>4</sup> envisions the action of base on  $\alpha$ -haloketones to involve abstraction of hydrogen halide, either by simultaneous  $\alpha$ -elimination<sup>5</sup> or by loss of halide from a mesomeric enolate anion. The resulting species II would rearrange directly to the ketene



<sup>3</sup> FavorskiĀ, *J. prakt. Chem.*, [2] **88**, 641 (1913).

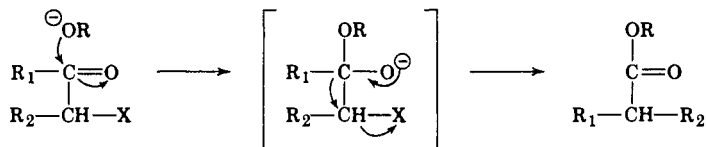
\* The formation and reactions of these epoxyethers are outlined in the discussion of side reactions.

<sup>4</sup> Richard, *Compt. rend.*, **197**, 1432 (1933).

<sup>5</sup> Hine, *Physical Organic Chemistry*, pp. 131-133, 188, McGraw-Hill, New York, 1956.

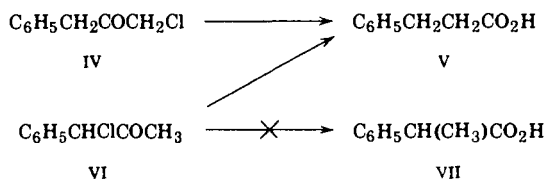
III, which would rapidly react with the nucleophile to give product.<sup>6</sup> This mechanism fails to accommodate those numerous examples of the Favorskii rearrangement that produce esters of the trialkylacetic type, which cannot arise from a ketene precursor.

A third mechanism has seemed particularly attractive because of its analogy to the benzilic acid rearrangement. This semibenzilic mechanism



features addition of alkoxide to the carbonyl carbon atom of the halo-ketone, followed by a concerted displacement of halide ion by the 1,2-migration of an alkyl group with its electron pair.<sup>7</sup>

A common feature of each of the three preceding mechanisms is their prediction that the rearrangement product of a given  $\alpha$ -halo-ketone would be different from that derived from its  $\alpha'$ -halogenated isomer.\* For example, 1-chloro-3-phenylacetone (IV) should, according to any of the above pathways, give rise to 3-phenylpropionic acid (V), while 1-chloro-1-phenylacetone (VI) should rearrange exclusively to 2-phenylpropionic acid (VII). It is found, however, that both halo-ketones IV and VI yield



the same acid, V, and that such a result normally occurs.<sup>8</sup> Evidently the preceding mechanisms, which would maintain a given positional asymmetry from starting halo-ketone to product, are untenable without appropriate modification.

<sup>6</sup> Horner, Spietschka, and Gross, *Ann.*, **573**, 17 (1951); *Ber.*, **85**, 225 (1952).

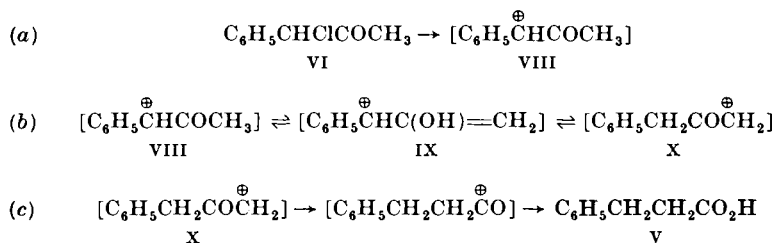
<sup>7</sup> Tchoubar and Sackur, *Compt. rend.*, **208**, 1020 (1939).

\* The prefixes  $\alpha$  and  $\alpha'$  will be used to differentiate the two carbon atoms which are adjacent to the carbonyl function of a halo-ketone. The halogen substituent of a mono-halo-ketone is regarded as being on the  $\alpha$ -carbon atom.

<sup>8</sup> McPhee and Klingsberg, *J. Am. Chem. Soc.*, **66**, 1132 (1944).

## Symmetrical Mechanisms

One rationalization of the above observations would require halogen migration from the  $\alpha$ - to the  $\alpha'$ -carbon atom.<sup>9,10</sup> Relevant here are such reactions as the solvolysis of 3-bromo-1,1-diphenylacetone to 1-hydroxy-1,1-diphenylacetone,<sup>11</sup> the reaction of  $\alpha$ -chloroacetoacetic ester with ethanolic potassium cyanide to form both  $\alpha$ - and  $\gamma$ -cyanoacetic esters,<sup>12</sup> and the conversion of 2 $\alpha$ -bromocholestan-3-one to both the 2 $\alpha$ - and 4 $\alpha$ -acetoxycholestan-3-ones by potassium acetate in acetic acid.<sup>13</sup> Alternatively, McPhee and Klingsberg postulate a carbonium ion mechanism in which a haloketone such as VI undergoes unimolecular dissociation (a) to a carbonium ion VIII which can tautomerize (b) through a common enol IX to the isomeric carbonium ion X.<sup>8</sup> The latter can then undergo rearrangement (c) to the acid V. The carbonium ion mechanism largely



lacks analogy and has the drawback that no key role is assigned to the base which is a normal requisite of the Favorskiĭ rearrangement.

The generality of any of the preceding mechanisms was disproved in 1950 by the elegant work of Loftfield.<sup>14</sup> A study was made of the rearrangement of C<sup>14</sup>-labeled 2-chlorocyclohexanone, a structure which did not preclude the operation of any of the postulated mechanisms. The rearrangement of this chloroketone in dilute ethanolic sodium ethoxide was shown to follow essentially first-order kinetics with respect to both haloketone and alkoxide. When 2-chlorocyclohexanone-1,2-C<sup>14</sup>, in which the isotope was equally distributed between carbon atoms 1 and 2, was treated with less than one equivalent of sodium isoamyloxide in isoamyl alcohol, the principal product was isoamyl cyclopentanecarboxylate, accompanied by some recovered chloroketone. Careful stepwise

<sup>9</sup> Richard, *Compt. rend.*, **200**, 1944 (1935).

<sup>10</sup> Wendler, Graber, and Hazen, *Chem. & Ind. (London)*, **1956**, 847; *Tetrahedron*, **3**, 144 (1958).

<sup>11</sup> Stevens and Lenk, *Org. Chem. Abstr.*, XIIth Congr. Intern. Union Pure and Appl. Chem., 1951, p. 470.

<sup>12</sup> Hantzsch and Schiffer, *Ber.*, **25**, 728 (1892).

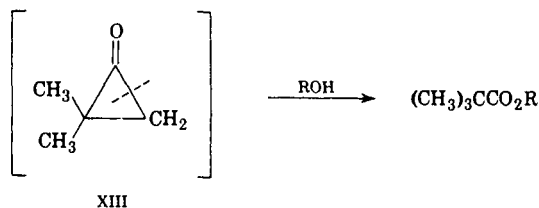
<sup>13</sup> Fieser and Romero, *J. Am. Chem. Soc.*, **75**, 4716 (1953).

<sup>14</sup> Loftfield, *J. Am. Chem. Soc.*, **72**, 632 (1950); **73**, 4707 (1951).





rearrangement. In particular, it leads to the correct prediction that rearrangement of unsymmetrical  $\alpha$ -haloketones leads to the product formed through cleavage of the cyclopropanone intermediate so as to give the more stable of the two possible transient carbanions. Stabilities of unconjugated carbanions increase in the order tertiary < secondary < primary < benzyl.<sup>23-25</sup> Thus the cyclopropanone XIII derived from



3-bromo-3-methylbutan-2-one opens to the tertiary trimethylacetic ester, forming a transient primary rather than tertiary carbanion.<sup>26</sup> Similarly, the cyclopropanone from 1-chloro-1-phenylacetone opens by way of a benzylic carbanion to give 3-phenylpropionic acid derivatives.<sup>8</sup>

On the basis of the evidence at hand, it is likely that the FavorskiĪ rearrangement normally proceeds by a cyclopropanone mechanism. The few rearrangements which for structural reasons cannot utilize this pathway require special reaction conditions and probably take place through a variant of the semibenzilic mechanism.<sup>27</sup> A "push-pull" modification of the latter has been proposed for the quasi-FavorskiĪ rearrangement of such haloketones on treatment with silver salts.<sup>28</sup>

### Stereospecificity

Although the cyclopropanone mechanism has received general acceptance and can often predict the formation of a preferred position isomer, its stereochemical implications are less firmly established. The Loftfield thesis implies that cyclopropanone formation is synchronous with an internal  $S_N2$ -type displacement on the halogen-bearing carbon atom with consequent inversion at that center.

<sup>23</sup> Haubein, *Iowa State Coll. J. Science*, **18**, 48 (1943) [*C.A.*, **38**, 716 (1944)].

<sup>24</sup> Bartlett, Friedman, and Stiles, *J. Am. Chem. Soc.*, **75**, 1771 (1953).

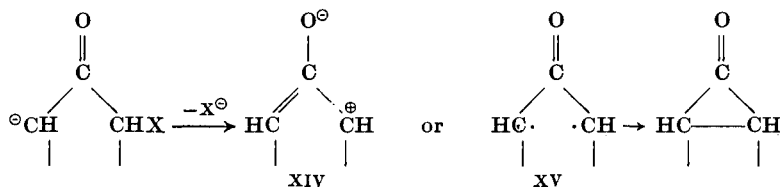
<sup>25</sup> G. S. Hammond, in Newman, *Steric Effects of Organic Chemistry*, pp. 439-441, John Wiley & Sons, New York, 1956.

<sup>26</sup> Aston and Greenburg, *J. Am. Chem. Soc.*, **62**, 2590 (1940).

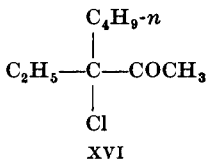
<sup>27</sup> Stevens and Farkas, *J. Am. Chem. Soc.*, **74**, 5352 (1952).

<sup>28</sup> Cope and Graham, *J. Am. Chem. Soc.*, **73**, 4702 (1951).

This view has been questioned by Burr and Dewar on quantum mechanical grounds.<sup>29</sup> The latter suggest that the geometry of the enolate  $\pi$ -orbital is not suitable for effective  $S_N2$ -type overlap with the  $\sigma$ -orbital of the halogen-bearing  $\alpha$ -carbon atom. Rather, they agree with Aston and Newkirk<sup>30</sup> that loss of halide from the enolate anion precedes cyclopropanone formation, and involves the generation of a species variously represented as a mesomeric zwitterion<sup>30</sup> (XIV) or as a "no-bond" canonical form (XV) of a cyclopropanone.<sup>29, 31</sup> Subsequent collapse of this species to the more stable cyclopropanone would lead to the product.



The synchronous and nonsynchronous mechanisms are not kinetically distinguishable if enolate formation is rate-determining, but they clearly differ in stereochemical implications. The synchronous process would entail steric inversion with the maintenance of essentially  $sp^3$  hybridization at the halogen-bearing carbon. However, the intermediacy of a discrete species XIV or XV of high resonance energy would predict racemization of the  $\alpha$ -carbon atom. The pathways could thus be differentiated by the rearrangement of a suitable optically active halo-ketone, such as XVI, into a trialkylacetic acid which would indicate by its optical purity the degree of participation of the synchronous as against the nonsynchronous mechanism.



For some years there has been only meager evidence on this point.<sup>32, 33</sup> Wendler has shown that  $17\alpha$ -bromo- $3\alpha$ -acetoxy-pregnane-11,20-dione (XVII) of proven configuration gives on rearrangement a

<sup>29</sup> Burr and Dewar, *J. Chem. Soc.*, **1954**, 1201.

<sup>30</sup> Aston and Newkirk, *J. Am. Chem. Soc.*, **73**, 3900 (1951).

<sup>31</sup> J. G. Burr, Jr., private communication; Burr, *Tracer Applications for the Study of Organic Reactions*, Interscience, New York, 1957.

<sup>32</sup> Heusser, Engel, and Plattner, *Helv. Chim. Acta*, **33**, 2237 (1950).

<sup>33</sup> W. S. Johnson, M. M. Roth, and D. D. Cameron, unpublished observations; M. M. Roth, Ph.D. thesis, 1951, and D. D. Cameron, Ph.D. thesis, 1953, University of Wisconsin.



XXV, proven to have carboxyl and methyl *cis* by its nonidentity with the adduct of tiglic acid and 2,3-dimethylbutadiene.

These results are consistent with the Lofthield mechanism and suggest that cyclopropanone formation and halide loss are synchronous or very nearly so; as a minimum they would require that any intermediate XIV or XV, if formed, should collapse stereospecifically to a cyclopropanone before the departing halide recedes beyond "shielding" range.<sup>35</sup> However, the zwitterion mechanism may have significance for systems wherein steric barriers retard ring closure in the normal direction and thus allow the halide anion to travel beyond the range of stereoselective electrostatic interaction before the new bond is formed.

## SCOPE AND LIMITATIONS

### Acyclic Monohaloketones

The Favorskiĭ rearrangement of acyclic  $\alpha$ -monohaloketones is particularly sensitive to both structural factors and reaction conditions. Because some of the acyclic haloketones reported in the literature are of uncertain structure, and because of reaction conditions that are not comparable, precise evaluation of the scope of the reaction in the acyclic series is difficult. Certain general structural correlations are nevertheless possible. In accord with the cyclopropanone mechanism, it is observed that the rearrangement becomes more difficult as the rate of proton release from the  $\alpha'$ -carbon atom is reduced by increasing alkyl substitution.<sup>14, 36, 37</sup> For example, in the series  $(\text{CH}_3)_2\text{CBrCOR}$ , the yield of rearrangement product where R is methyl, ethyl, or *n*-propyl ranges from 39% to 69% (dry alkoxides in ether being used); where R is isopropyl the yield is at most 29%, while where R is *t*-butyl (no  $\alpha'$ -hydrogen atom) rearrangement is not observed.<sup>26, 38</sup>

Alkyl substituents on the halogen-bearing carbon atom, on the other hand, promote the rearrangement. This has been ascribed to steric hindrance toward competing bimolecular substitution or addition reactions.<sup>39</sup> For this reason, rearrangement of halomethyl alkyl ketones is unfavorable, whereas a number of  $\alpha$ -haloisopropyl alkyl ketones do rearrange to give, as a rule, alkyldimethylacetic acids in good yields.

Although the formation of the more fully substituted acetic acids from the above rearrangements is generally observed, instances are known in

<sup>35</sup> Ingold, *Structure and Mechanism in Organic Chemistry*, pp. 382-384, Cornell Univ. Press, Ithaca, 1953.

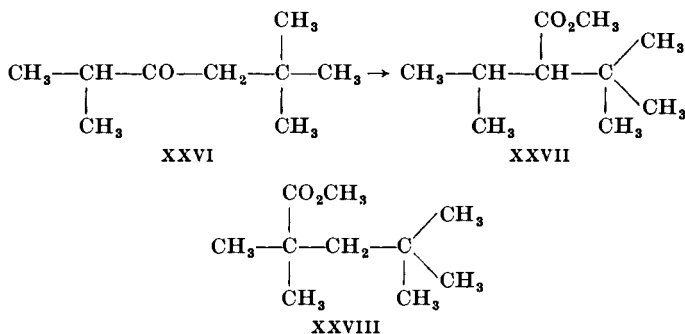
<sup>36</sup> Pearson and Dillon, *J. Am. Chem. Soc.*, **75**, 2439 (1953).

<sup>37</sup> Cardwell, *J. Chem. Soc.*, **1951**, 2442.

<sup>38</sup> Sacks and Aston, *J. Am. Chem. Soc.*, **73**, 3902 (1951).

<sup>39</sup> Aston, Clarke, Burgess, and Greenburg, *J. Am. Chem. Soc.*, **64**, 300 (1942).

which the product formed is the unexpected, less-branched isomer. Thus rearrangement of the bromination product of 2,2,5-trimethylhexan-3-one (XXVI) leads to 93% of the ester XXVII, rather than to the isomer XXVIII.<sup>38</sup> Possibly the steric hindrance to solvation of the carbanion intermediate leading to XXVIII, in which the negative charge is on a particularly hindered neopentyl-type carbon atom, is greater than that required by the intermediate leading to the observed XXVII.



### Alicyclic Monohaloketones

The ring contraction of  $\alpha$ -halocyclanones to carboxylic acid derivatives of the next lower cycle is an important application of the FavorskiĀ reaction. (Ring contraction of cyclic ketones to carboxylic acids has also been directly achieved in 23–34% yields by use of hydrogen peroxide in the presence of selenium dioxide.<sup>40</sup>) Such rearrangements are usually less sensitive to variations of structure and reaction conditions than in the acyclic series, and thus prove a valuable synthetic route to certain alicyclic intermediates. The reaction is reasonably general for  $\alpha$ -halocyclanones in rings of from six to ten carbon atoms. Under appropriate conditions, yields ranging from 40% to 75% can be obtained from the unsubstituted as well as from the majority of alkyl-substituted  $\alpha$ -haloketones that have been studied.

A possible limitation would seem to be rearrangement of 2-halo-2-alkylcyclohexanones, two examples of which reportedly fail to undergo the reaction.<sup>34,41</sup> In contrast, 2-chloro-2-methylcycloheptanone gives the expected 1-methylcyclohexanecarboxylic acid in 41% yield.<sup>34</sup>

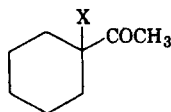
The rearrangement of 2-bromocyclodecanone in over 75% yield provides a preferred synthesis of cyclononancarboxylic acid.<sup>42</sup>

<sup>40</sup> Payne and Smith, *J. Org. Chem.*, **22**, 1680 (1957).

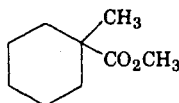
<sup>41</sup> Mousseron and Granger, *Bull. soc. chim. France*, [5] **10**, 428 (1943).

<sup>42</sup> Schenker and Prelog, *Helv. Chim. Acta*, **36**, 896 (1953).

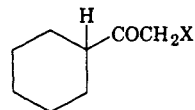
A number of  $\alpha$ -halogenated acylcycloalkanes undergo rearrangement to derivatives of the corresponding 1-alkylcycloalkancarboxylic acids. With these haloketones, the position of the halogen has a characteristic effect on the yield of the rearrangement product. The 1-halo-1-acylcycloalkanes (XXIX) tend to rearrange smoothly, while the isomeric halomethyl cycloalkyl ketones (XXXI) do so in lower yield. A striking illustration arises from the set of bromoketones derived from acetylcyclohexane itself. The bromoketone XXIX ( $X = Br$ ) gives the methyl ester XXX in 79% yield, whereas the isomer XXXI ( $X = Br$ ) leads only to a side reaction under identical conditions.<sup>33, 43, 44</sup> This difference, which is



XXIX



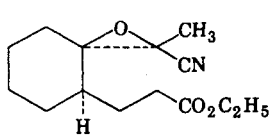
XXX



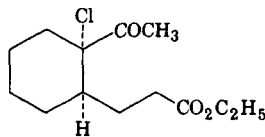
XXXI

less pronounced in the chloro analogs, has been attributed to the relatively slow rate-determining ionization of the tertiary proton in XXXI, which allows competing side reactions to predominate.<sup>14, 43</sup> Of interest in this connection is the rearrangement of the comparatively acidic  $\beta$ -keto ester 6-bromo-2-carbethoxycyclohexanone, which furnishes cyclopentane-1,2-*trans*-dicarboxylic acid in high yield.<sup>44a</sup>

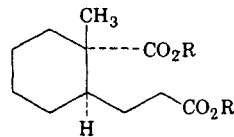
The rearrangement has been adapted to a reaction sequence which serves as a model for the stereospecific synthesis of the steroid D ring.<sup>33,34,45</sup> The



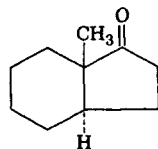
XXXII



XXXIII



XXXIV



XXXV

<sup>43</sup> Loftfield and Schaad, *J. Am. Chem. Soc.*, **76**, 35 (1954).

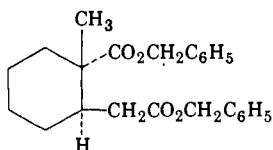
<sup>44</sup> Wagner and Moore, *J. Am. Chem. Soc.*, **72**, 2884 (1950).

<sup>44a</sup> E. E. van Tamelen and J. E. Brenner, unpublished observations; J. E. Brenner, Ph.D. thesis, University of Wisconsin, 1958.

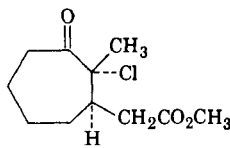
<sup>45</sup> G. Stork and W. S. Worrall, unpublished observations.

epoxynitrile ester XXXII, obtained by Darzens condensation of 2-chloropropionitrile with the appropriate keto ester, was treated with hydrogen chloride followed by dilute base to give the chloroketone XXXIII. Rearrangement of this chloroketone with sodium benzyloxyde led to the diester XXXIV ( $R=C_6H_5CH_2$  or  $C_2H_5$ ) which on Dieckmann cyclization and hydrolysis gave 8-methyl-*trans*-1-hydrindone (XXXV). The rearrangement proceeded in 21–25% yield.

A lower homolog of XXXIV, the diester XXXVI, was obtained in about 15% yield by stereospecific rearrangement of the chloroketone XXXVII, which in turn was prepared by sulfuryl chloride chlorination



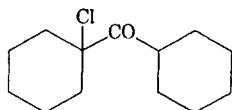
XXXVI



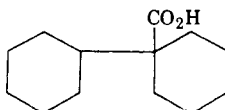
XXXVII

of the corresponding  $\delta$ -ketoester. Although the yields in the rearrangement of the chloroketones XXXIII and XXXVII were low, the stereospecificity of the reaction can make this a preferred route of synthesis for such intermediates.

The rearrangement of an  $\alpha$ -chlorodicycloalkyl ketone, XXXVIII, to the difficultly accessible acid XXXIX has found synthetic utility.<sup>46</sup>



XXXVIII



XXXIX

Limited data on  $\alpha$ -haloketones in fused bicyclic systems suggest that their behavior parallels the monocyclic as well as the more complex polycyclic analogs. The rearrangement of 4-chloro-*cis*-5-hydrindone (XL) led to a 65% yield of a mixture of the bicyclo[3.3.0]octane-2- and -3-carboxylic acids XLI and XLII.<sup>47</sup> The rearrangement of 3-chloro-*trans*-2-decalone to hydrindane derivatives has been reported.<sup>48, 49</sup>

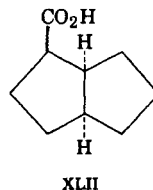
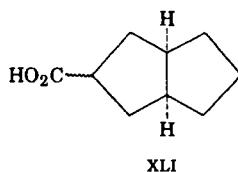
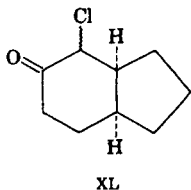
<sup>46</sup> Kopp and Tchoubar, *Bull. soc. chim. France*, [5] **19**, 84 (1952); **22**, 1363 (1955).

<sup>47</sup> Granger, Nau, and Corbier, *Bull. soc. chim. France*, [5] **22**, 5, 479 (1955); **23**, 247 (1956).

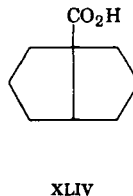
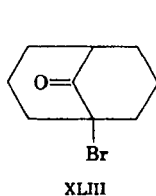
<sup>48</sup> Cauquil and Tsatsas, *Bull. soc. chim. France*, [5] **10**, 47 (1943).

<sup>49</sup> Mousseron, Granger, et al., *Bull. soc. chim. France*, [5] **10**, 42 (1943); **14**, 606 (1947).



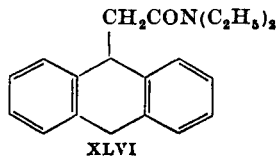
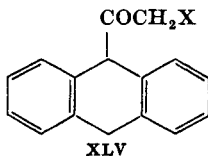


The 1-bromo-bicyclo[3.3.1]nonan-9-one system (XLIII) is readily transformed by a variety of reagents, such as silver or mercuric salts, sodium amide, or potassium hydroxide in ether, into derivatives of bicyclo[3.3.0]octane-1-carboxylic acid (XLIV).<sup>28, 50</sup> These quasi-Favorskii rearrangements are believed to proceed by a special "push-pull" mechanism related to the benzilic acid rearrangement.



### Aralkyl Monohaloketones

The labilizing effect of an aryl group leads to particularly facile rearrangement for haloketones of the type  $\text{ArCH}_2\text{COCHXR}$ . Yields of the order of 80% are obtained in the conversion of 1-chloro-3-arylacetonates to the corresponding 3-arylpropionic esters.<sup>8, 51</sup> When two aryl groups activate the  $\alpha'$ -carbon atom, rearrangement is very rapid, so that even the highly nucleophilic dialkylamines can serve as the basic reagents. Thus the dihydroanthracene ketones XLV ( $\text{X} = \text{Cl}, \text{Br}$ ) on treatment with diethylamine give the diethylamide rearrangement product XLVI in about 40% yield.<sup>14, 52, 53</sup>



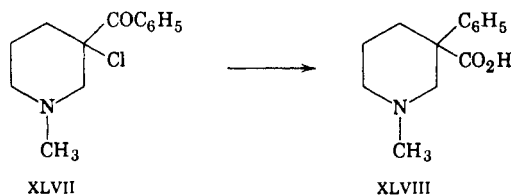
<sup>50</sup> Cope and Synerholm, *J. Am. Chem. Soc.*, **72**, 5228 (1950).

<sup>51</sup> Eastham, Fisher, Kulka, and Hibbert, *J. Am. Chem. Soc.*, **66**, 26 (1944).

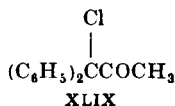
<sup>52</sup> Dauben, Hiskey, and Muhs, *J. Am. Chem. Soc.*, **74**, 2082 (1952).

<sup>53</sup> May and Mosettig, *J. Am. Chem. Soc.*, **70**, 1077 (1948).

The presence of an enolizable  $\alpha'$ -hydrogen atom remains a requirement for rearrangement under normal conditions. Haloketones lacking this feature, such as 1-chloro-1-benzoylcyclohexane or 2-chloro-1-tetralone, do not give rearrangement products on treatment with alkoxides.<sup>54, 55</sup> However, the use of silver salts or solid alkali-metal hydroxides can sometimes effect a quasi-Favorskii rearrangement of these systems,<sup>27, 28, 56</sup> as illustrated by the nonstereospecific conversion of the levorotatory chloroketone XLVII to the racemic acid XLVIII by the action of sodium hydroxide in boiling xylene.<sup>57</sup>



Aryl substitution on the halogen-bearing carbon atom appears to have a favorable effect on the rearrangement. Thus 1-chloro-1-phenylacetone reacts with methanolic methoxide to give rearrangement products in 69% yield,<sup>8</sup> and the tertiary haloketone XLIX rearranges to give ethyl 3,3-diphenylpropionate in 85% yield.<sup>58</sup>



### Steroid Monohaloketones

The Favorskii rearrangement has found synthetic utility in the steroids as a direct route to A-norsteroids and in transformations leading to 17-methyletanic acid derivatives.

Reaction of 2-halocholestanones (L) with alkoxides has been studied in several laboratories.<sup>59-62</sup> Two esters, LI and LII, can be isolated, the

<sup>54</sup> Stevens, Malik, and Pratt, *J. Am. Chem. Soc.*, **72**, 4758 (1950).

<sup>55</sup> Stevens, Beereboom, and Rutherford, *J. Am. Chem. Soc.*, **77**, 4590 (1955).

<sup>56</sup> Tchoubar, *Compt. rend.*, **228**, 580 (1949); **235**, 720 (1952).

<sup>57</sup> Smissman and Hite, *J. Am. Chem. Soc.*, **81**, 1201 (1959); Abstracts, Medicinal Chemistry Section, 135th Meeting, Am. Chem. Soc., Boston, 1959, p. 18N.

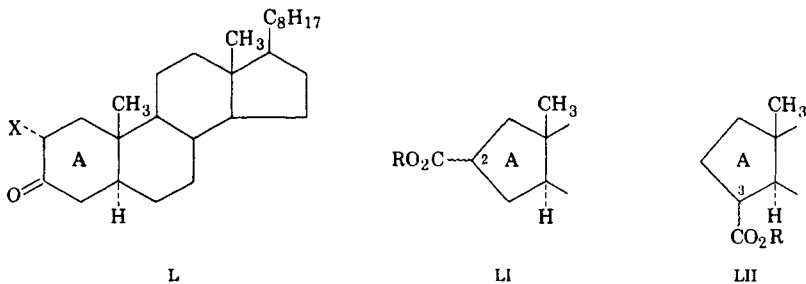
<sup>58</sup> Stevens and Sherr, *J. Org. Chem.*, **17**, 1228 (1952).

<sup>59</sup> Winternitz and de Paulet, *Bull. soc. chim. France*, [5] **21**, 288 (1954); **22**, 1393 (1955).

<sup>60</sup> Evans, de Paulet, Shoppee, and Winternitz, *Chem. & Ind. (London)*, **1955**, 355; *J. Chem. Soc.*, **1957**, 1451.

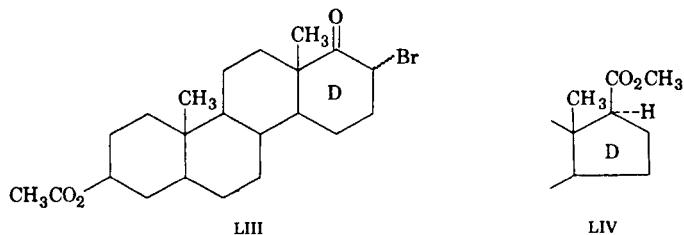
<sup>61</sup> Smith and Nace, *J. Am. Chem. Soc.*, **76**, 6119 (1954).

<sup>62</sup> A. S. Kende, unpublished observations.

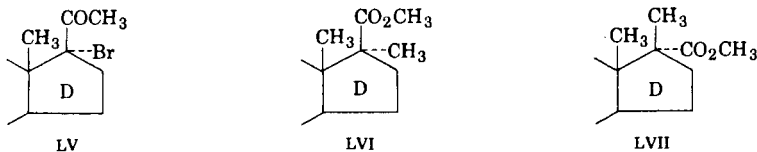


former predominating. The position of the carboxyl group was demonstrated in each product by Barbier-Wieland degradation to the corresponding A-norcholestan-2-one and A-norcoprostan-3-one, respectively. The reaction of 4 $\beta$ -bromocoprostan-3-one proceeds along similar lines to give approximately 25% each of the A-norcoprostan-2- and -3-carboxylates.

In contrast to the above instances, the reaction with methoxide ion of 17-brominated D-homoandrostan-17 $\alpha$ -one LVIII, which lacks an  $\alpha$ '-hydrogen atom, gave only traces of the ester LIV.<sup>60, 63</sup>



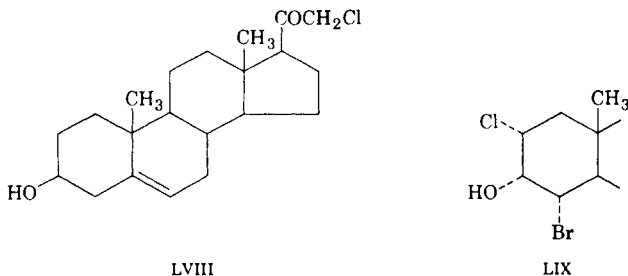
Halogenated 20-ketosteroids undergo rearrangement very readily. A number of 17 $\alpha$ -bromo-20-ketosteroids (LV) are transformed by methanolic bicarbonates in high yield to 17-methyletanic esters. The 17 $\alpha$ -methyl ester LVI is invariably the principal product, but it is usually accompanied by a significant amount of the 17 $\beta$ -epimer LVII.<sup>10, 32, 64</sup>



<sup>63</sup> Prins and Shoppee, *J. Chem. Soc.*, **1946**, 494.

<sup>64</sup> Engel, *J. Am. Chem. Soc.*, **78**, 4727 (1956).

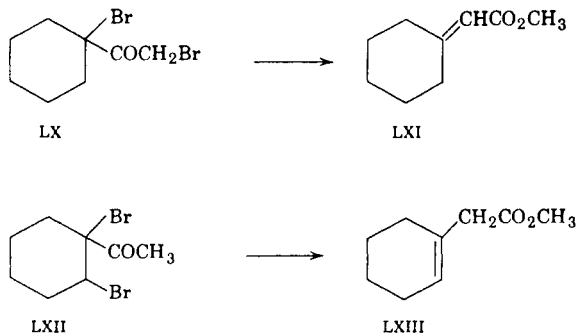
The action of potassium methoxide on 21-chloro-5-pregnen-3 $\beta$ -ol-20-one (LVIII) proceeds comparably to give 63% and 24%, respectively, of the 17 $\alpha$ - and 17 $\beta$ -methylglucuronic esters described above.<sup>32</sup> The rearrangement of a 21-fluoro-20-ketosteroid takes a similar course.<sup>64a</sup>



The reaction of 2 $\alpha$ -chloro-4 $\alpha$ -bromocholestan-3 $\alpha$ -ol (LIX) with ethanolic potassium hydroxide appears to involve a Favorskiĭ transformation.<sup>65</sup> The C<sub>27</sub>H<sub>46</sub>O<sub>2</sub> acid product, obtained in high yield, was assigned an A-norcholestan structure corresponding to the Favorskiĭ ester LI or LII, and could arise by rearrangement of an intermediate halocholestan-3-one.

### Dihaloketones

In 1894 Favorskiĭ reported that several aliphatic dichloroketones were rearranged in refluxing potassium carbonate solution into unsaturated acids.<sup>1</sup> Subsequent studies by Wagner have shown that the rearrangement of a number of  $\alpha, \alpha'$ - or  $\alpha, \beta$ -dihaloketones can be effected smoothly with sodium alkoxides. It was established that the primary product from an  $\alpha, \alpha'$ -dihaloketone (LX) is an  $\alpha, \beta$ -unsaturated ester (LXI), while

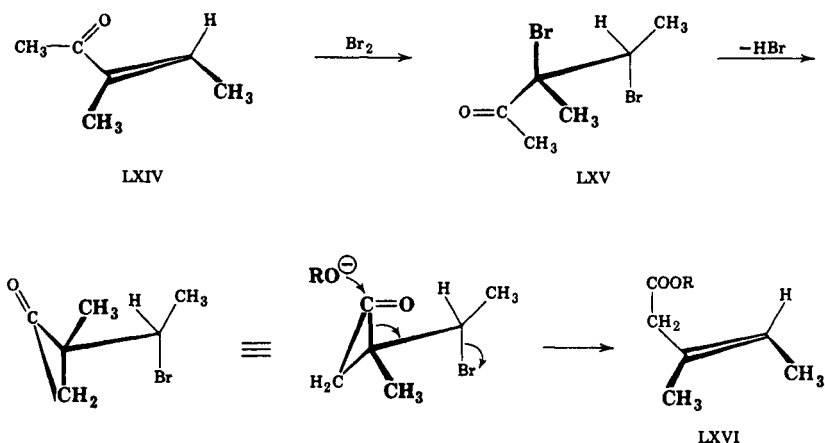


<sup>64a</sup> Kende, *Chem & Ind. (London)*, **1959**, 1346.

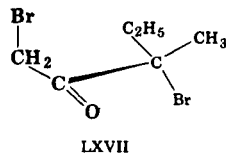
<sup>65</sup> Beereboom and Djerassi, *J. Org. Chem.*, **19**, 1196 (1954).

the product from an  $\alpha,\beta$ -dihaloketone (LXII) is a  $\beta,\gamma$ -olefinic ester (LXIII).<sup>66</sup>

In practice this product specificity is not always observed because prototropic equilibration between an  $\alpha,\beta$ - and a  $\beta,\gamma$ -isomer can occur.<sup>67, 68</sup> However, the above primary course of the reaction is well accommodated by the cyclopropanone mechanism which, moreover, is consistent with the stereochemistry found for some of the olefinic rearrangement products. Thus it has been pointed out that the dibromoketone LXV, derived from what is most probably *trans*-3-methyl-3-penten-2-one (LXIV), gives solely the *trans*-pentenoate LXVI on rearrangement.<sup>14, 68</sup>



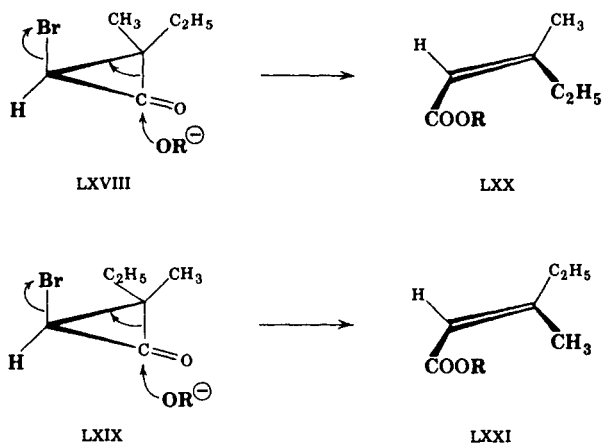
Likewise, rearrangement of the dibromoketone LXVII should proceed through both cyclopropanones LXVIII and LXIX.<sup>14</sup> The observed yields of 29% *cis*-pentenoate LXX and 22% *trans*-pentenoate LXXI are in accord with this reasoning.<sup>66</sup>



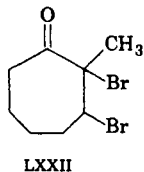
<sup>66</sup> Wagner and Moore, *J. Am. Chem. Soc.*, **72**, 974 (1950).

<sup>67</sup> Marker, Wagner, and Wittbecker, *J. Am. Chem. Soc.*, **64**, 2093 (1942).

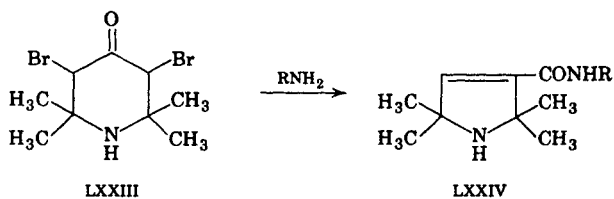
<sup>68</sup> Wagner, *J. Am. Chem. Soc.*, **71**, 3214 (1949).



Yields of 51–84% are reported by Wagner for the alkoxide-catalyzed rearrangement of several aliphatic  $\alpha,\alpha'$ - and  $\alpha,\beta$ -dibromoketones.<sup>68, 68</sup> The principal side reaction is the addition of alcohol to the  $\alpha,\beta$ -olefinic esters, which gives rise to  $\beta$ -alkoxy esters.<sup>68</sup> The rearrangement of the endocyclic dibromoketone LXXII to derivatives of 2-methylcyclohexene-1-carboxylic acid is effected by sodium benzyloxide.<sup>34</sup>

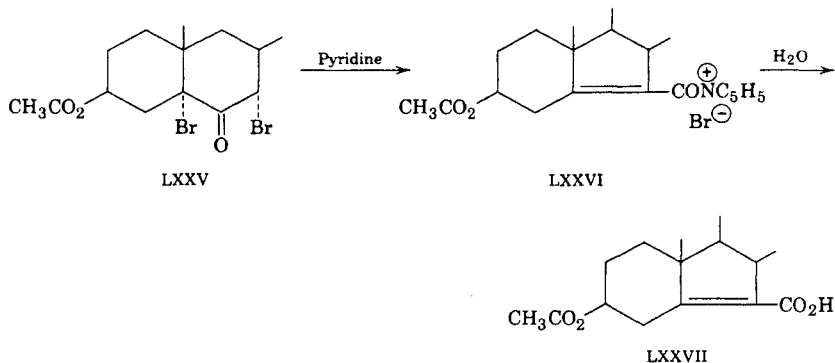


Certain dibromoketones are rearranged by the action of amines. Of particular interest is the heterocyclic dihaloketone LXXIII, which reacts with ammonia or primary amines to give the  $\Delta^3$ -pyrroline derivatives LXXIV.<sup>17, 69</sup>

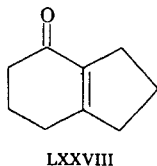


<sup>68</sup> Pauly, *Ber.*, **31**, 668 (1898).

The use of a tertiary amine is illustrated by the transformation of 5 $\alpha$ ,7 $\alpha$ -dibromo-3 $\beta$ -acetoxycholestan-6-one (LXXV) into the olefinic acid LXXVII by refluxing pyridine.<sup>70</sup> The acylpyridinium salt LXXVI has been suggested as an intermediate in this reaction.



On treatment with hot dimethylaniline or potassium hydroxide solution, the dibromination product of cyclononane undergoes a transannular reaction to give the bicyclic ketone LXXVIII.<sup>42</sup>



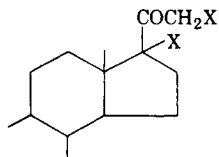
Steroidal 17,21-dihalo-20-ketones (LXXIX, X = Br, I) and 16,17-dibromo-20-ketones (LXXX) are smoothly converted by methanolic potassium hydroxide into the corresponding  $\Delta^{17(20)}$ -21-carboxylic acids. The rearrangement of 17 $\alpha$ -bromo-21-iodopregn-5-ene-3 $\beta$ -ol-20-one acetate has been shown to give both the *trans* and *cis* acids, LXXXI and LXXXII respectively, the former predominating.<sup>71</sup>

The rearrangement of certain terpene dibromoketones by aqueous base is a feature of the "Wallach degradation."<sup>72</sup> An illustration is the transformation of pulegone dibromide (LXXXIII) to "pulegenic acid," a mixture from which a 2-isopropylidene-5-methylcyclopentanecarboxylic

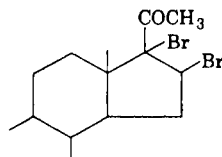
<sup>70</sup> Woodward and Clifford, *J. Am. Chem. Soc.*, **63**, 1123, 2727 (1941).

<sup>71</sup> Romo and Romo de Vivar, *J. Am. Chem. Soc.*, **79**, 1118 (1957).

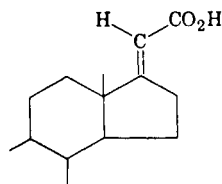
<sup>72</sup> Wallach, *Ann.*, **414**, 271 (1918).



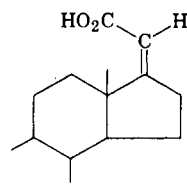
LXXIX



LXXX

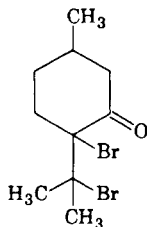


LXXXI

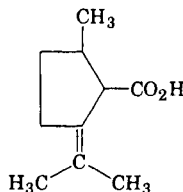


LXXXII

acid (LXXXIV) has been characterized.<sup>73</sup> Many of Wallach's dibromo-ketones and their transformation products are of uncertain purity and structure. Phenols,  $\alpha$ -hydroxy acids, and substances resulting from ring cleavage are frequently produced in preference to the Favorskiĭ product.

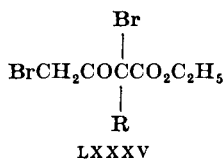


LXXXIII

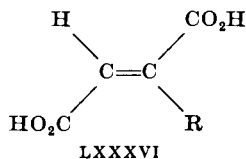


LXXXIV

The conversion of the  $\beta$ -keto ester LXXXV,  $R = CH_3$ , to mesaconic acid (LXXXVI,  $R = CH_3$ ) may be regarded as the earliest example of the Favorskiĭ rearrangement.<sup>74,75</sup> Although the generality of the



LXXXV



LXXXVI

<sup>73</sup> Wallach, *Ann.*, **327**, 125 (1903); **414**, 233 (1918)

<sup>74</sup> Demareay, *Ann. chim. et phys.*, [5] **20**, 433 (1880).

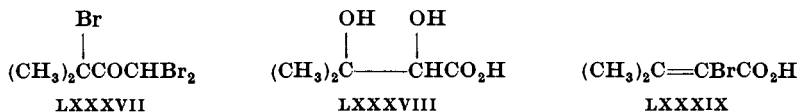
<sup>75</sup> Cloez, *Bull. soc. chim. France*, [3] **3**, 602 (1890).



reaction had not been established, its course was clearly discussed by Wolff four years before Favorskii's initial paper appeared.<sup>15</sup> Subsequently Conrad showed that the acetylsuccinic ester LXXXV,  $R = CH_2CO_2C_2H_5$ , behaves similarly, giving aconitic acid (LXXXVI,  $R = CH_2CO_2C_2H_5$ ).<sup>16</sup>

### Trihaloketones

The reaction of several  $\alpha, \alpha'$ -trihaloketones with alkaline reagents has been examined. The aliphatic tribromoketone LXXXVII reacts with aqueous base to give  $\beta, \beta$ -dimethylglyceric acid (LXXXVIII).<sup>3</sup> (The formation of LXXXVIII is analogous to the production of mandelic acid from the action of alkali on  $\alpha, \alpha$ -dibromoacetophenone.<sup>76</sup>) However, ethanolic potassium hydroxide converts LXXXVII to the Favorskii product LXXXIX in low yield.<sup>77</sup>



Similarly, dibromomethyl  $\alpha$ -bromocyclohexyl ketone (XC) gives  $\alpha$ -bromocyclohexylideneacetic acid (XCI).<sup>77</sup>



The cyclic trihaloketone XCII reacts with sodium acetate in aqueous ethanol to give the Favorskii product 2-chloro-1-cyclohexene carboxylic acid (XCIII); the 2,2,8-trihalocycloöctanones undergo rearrangement with comparable ease.<sup>78</sup>



<sup>76</sup> Neville, *J. Am. Chem. Soc.*, **70**, 3499 (1948).

<sup>77</sup> Wagner and Moore, *J. Am. Chem. Soc.*, **72**, 3655 (1950).

<sup>78</sup> Hesse and Krehbiel, *Ann.*, **593**, 42 (1955); Hesse and Urbanek, *Chem. Ber.*, **91**, 2733, (1958).



Pure epoxyethers have been obtained by action of ethereal alkoxides on  $\alpha$ -halopropiophenones and  $\alpha$ -halocyclohexyl phenyl ketones.<sup>54, 61, 84</sup> These well-characterized epoxyethers reacted rapidly with methanol or methanolic methoxide to form  $\alpha$ -hydroxy ketals, and with aqueous acid or base to give  $\alpha$ -hydroxy ketones, but no rearrangement to esters was observed. Because of their lability,  $\alpha$ -epoxyethers are not normally isolated as such from Favorskiĭ reaction mixtures.\* In the presence of alcohols during reaction or isolation of the products, the principal by-product is the expected hydroxy ketal,<sup>26, 44</sup> or an epoxyether dimer believed to be formed by reaction of hydroxy ketal with the epoxyether.<sup>43</sup>

Hydroxy ketones result on treatment of  $\alpha$ -haloketones by hydroxides,<sup>26, 38</sup> or through hydrolysis of epoxyethers during reaction or isolation of the products.<sup>43, 77</sup> Such  $\alpha$ -hydroxy ketones may undergo subsequent hydrolytic or oxidative cleavage to give carboxylic acids. The formation of 21% of cyclohexanecarboxylic acid from chloromethyl cyclohexyl ketone and sodium methoxide has been ascribed to hydrolysis of the intermediate hydroxymethyl ketone, since formation of the acid was largely eliminated under rigorously anhydrous reaction conditions.<sup>43</sup>† Formally similar reactions in the steroids have been attributed to the reaction of hydroxy ketone intermediates with oxygen in the presence of alkoxide.<sup>60, 61, 85</sup>

The extent to which side reactions such as the above interfere with the normal Favorskiĭ reaction must depend on the rate of epoxyether formation compared to the rate of rearrangement. This ratio is a function of several factors, primarily the structure of the haloketone and the nature of the halogen. With a given haloketone, there appears to be a dependence on the polarity of the reaction medium and possibly the nature of the alkoxide.<sup>14, 43</sup> The effects of these experimental variables are discussed in the following sections.

Other side reactions include direct substitution of certain  $\alpha$ -haloketones by alkoxides, particularly methoxide ion, to form  $\alpha$ -alkoxy ketones.<sup>26, 38, 86</sup> The use of amines as Favorskiĭ reagents gives rise to  $\alpha$ -amino ketones.<sup>52, 53, 87, 88</sup> In some instances, dehydrohalogenation to unsaturated ketones may occur.<sup>80</sup>

<sup>54</sup> Temnikova and Kropacheva, *J. Gen. Chem. U.S.S.R.*, **19**, 1917 (1949) [*C.A.*, **44**, 1929 (1950)].

\* The reported<sup>80</sup> formation of  $\alpha$ -epoxyethers from the action of alcoholic alkoxides on alicyclic  $\alpha$ -haloketones has been questioned by Stevens, who has identified several such products as  $\alpha$ -hydroxy ketals.<sup>88</sup>

† Hydroxymethyl cyclohexyl ketone and 1-hydroxy-1-benzoylcyclohexane are known to cleave in base to give cyclohexanecarboxylic acid and benzoic acid, respectively.<sup>37, 38, 43</sup>

<sup>86</sup> Stoll and Hulstkamp, *Helv. Chim. Acta*, **30**, 1815 (1947).

<sup>88</sup> Barnes, Pausacker, and Badcock, *J. Chem. Soc.*, **1951**, 730.

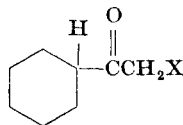
<sup>87</sup> Jullien and Fauche, *Bull. soc. chim. France*, [5] **20**, 374 (1953).

<sup>80</sup> Dodson, Morello, and Dauben, *J. Am. Chem. Soc.*, **76**, 406 (1954).

The cationoid character of halogen in bromoketones renders the latter liable to reduction or disproportionation in the presence of strong bases.<sup>46, 89</sup> The reaction of 2-bromocyclohexanone and related substances with alkali is accompanied by formation of  $\alpha$ -hydroxy acids having a rearranged carbon skeleton.<sup>14, 72, 89</sup> These are considered to arise through disproportionation to dibromoketones followed by hydrolysis to  $\alpha$ -diketones, which undergo the benzilic acid rearrangement.<sup>90, 91</sup>

### Nature of the Halogen

Chloroketones are normally preferable to bromoketones as reactants in the FavorskiĪ rearrangement. For example, chloromethyl cyclohexyl ketone (XCIX) reacts with sodium methoxide to give 38% of FavorskiĪ ester, whereas the corresponding bromoketone (C) under these conditions gives exclusively side-reaction products<sup>43</sup> Comparable differences have been observed for the 2-halocyclohexanones<sup>14</sup> and the  $\alpha$ -halodicyclohexyl ketones.<sup>47</sup>



XCIX (X = Cl)  
C (X = Br)

Loftfield has pointed out that, although the rates of rearrangement for haloketones XCIX and C are probably comparable, the rate of the main competing side reaction, epoxyether formation, is much greater for the bromoketone C than for the chloro compound XCIX.<sup>43</sup> (The consequent suggestion that  $\alpha$ -fluoroketones might serve as superior starting materials for the rearrangement awaits experimental verification.<sup>64a</sup>) Extension of this principle to aliphatic  $\alpha$ -monohaloketones has not been investigated in detail but is probably valid.<sup>26, 92</sup> In the rearrangement of 2-halo-3-ketosteroids<sup>62</sup> or 21-halo-20-ketosteroids<sup>93</sup> the chloro compound offers only minor advantages over the bromoketone. Data are lacking concerning the rearrangement of simple  $\alpha$ -iodoketones. The reaction of  $\alpha$ -*p*-toluenesulfonyloxyketones with alkoxides can proceed with elimination of *p*-toluenesulfinate anion to give  $\alpha$ -diketones.<sup>94</sup>

<sup>89</sup> Lyle and Covey, *J. Am. Chem. Soc.*, **75**, 4973 (1953).

<sup>90</sup> Schwarzenbach and Wittwer, *Helv. Chim. Acta*, **30**, 663 (1947).

<sup>91</sup> Buchman and Sargent, *J. Org. Chem.*, **7**, 148 (1952).

<sup>92</sup> Delbaere, *Bull. soc. chim. Belges*, **51**, 1 (1942).

<sup>93</sup> Plattner, Heusser, and Boyce, *Helv. Chim. Acta*, **31**, 603 (1948).

<sup>94</sup> R. B. Woodward and S. Levine, unpublished observations; S. Levine, Ph.D. thesis, Harvard University, 1953.

## Choice of Base and Solvent

The choice of base and solvent can profoundly affect the yield of a Favorskii reaction. This is particularly clear-cut in the aliphatic series, as is illustrated by the data in Table I on the rearrangement of the bromoketone CI, in which the Favorskii ester CII, the hydroxy ketal CIII, and the ketol CIV may be formed.

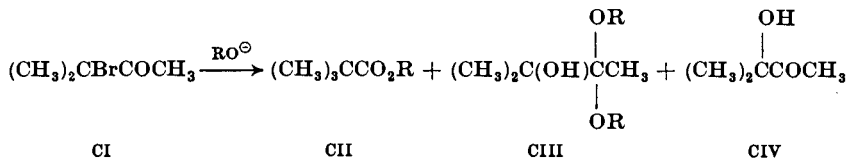


TABLE I

REACTION OF  $(\text{CH}_3)_2\text{CBrCOCH}_3$  (CI) UNDER CONDITIONS OF THE FAVORSKII REACTION

Base	Solvent	Yield (%) of CII	Yield (%)	Reference
			of By-products	
Sodium isopropoxide	Diethyl ether	64	0	26
Sodium ethoxide	Diethyl ether	61	0	26
Sodium methoxide	Diethyl ether	39	20 CIII	26
Sodium isopropoxide	Isopropyl alcohol	20	8 CIII	26
Sodium ethoxide	Ethanol	14	32 CIII	26
Sodium methoxide	Methanol	0	77 CIII	26
Barium carbonate	Water	3		95
Potassium hydroxide	Water	0	76 CIV	95

Base and solvent effects on the rearrangement of 2-chlorocyclohexanone and 1-chloro-1-acetylcyclohexane have been studied in detail by Stork and Borowitz.<sup>34</sup> No correlation is found between yield and the  $pK_a$  of the alcohol, nor is there observed a simple dependence of yield on the size of the alkoxide ion, as earlier data seem to suggest.<sup>26,30\*</sup> The use of excess alkoxide (2 to 4 equivalents) and high base concentrations leads to significantly higher yields in the homogeneous reactions. Rigorously anhydrous conditions are not essential for these haloketones, although traces of water have a deleterious effect in the reaction of other haloketones.<sup>43,60</sup> Yields obtained with given solvent-alkoxide combinations are listed in Table II.

\* Venus-Danilova, *J. Gen. Chem. U.S.S.R.*, **11**, 847, (1941) [*C.A.* **36**, 4094 (1942)].

\* Potassium *t*-butoxide gave a poor yield in the rearrangement of 2-chlorocyclohexanone.<sup>34</sup>

TABLE II  
 YIELDS OF REARRANGEMENT ACID USING VARIOUS  
 ALKOXIDE-SOLVENT PAIRS<sup>34</sup>

Base	Solvent	Yield (%) from 2-Chlorocyclo- hexanone	Yield (%) from 1-Chloro-1- acetylcyclo- hexane
Sodium ethoxide	Ethanol	60 (64)*	41
Sodium ethoxide	Diethyl ether		56
Sodium methoxide	Methanol	44	
Sodium isopropoxide	Isopropyl alcohol	36	
Sodium isopropoxide	Diethyl ether		45
Sodium isoamyloxide	Isoamyl alcohol	(47)*	
Sodium benzyloxide	Benzyl alcohol	75	57
Sodium benzyloxide	Diethyl ether	57	72

\* Data of Lofffield.<sup>14</sup>

Survey of the literature reveals no single alkoxide-solvent combination as clearly superior for  $\alpha$ -monohaloketones in general. The use of diethyl ether as solvent is indicated for the simpler haloketones, and theoretical considerations suggest that solvents of low polarity might have a generally favorable effect.<sup>14</sup> Sodium benzyloxide, used under a nitrogen atmosphere, and sodium ethoxide are among the more consistently successful reagents. The optimum choice of base and solvent appears to vary with the structure of the individual haloketone.

The use of hydroxides or carbonates generally leads to extensive hydroxyketone formation. Significant exceptions include the conversion of 2-chlorocycloheptanone to cyclohexanecarboxylic acid (69% yield) on treatment with hot aqueous potassium carbonate.<sup>96</sup> Similarly high yields are obtained in the rearrangement of 17-bromo-20-ketosteroids with refluxing methanolic bicarbonates.<sup>64, 97</sup> Sodium hydroxide in an inert solvent is moderately effective with some aralkyl ketones,<sup>8, 57, 58, 98</sup> and appears to be the reagent of choice in the quasi-Favorskiĭ rearrangement of 1-chloro-1-benzoylcyclohexane.<sup>7, 27</sup>

The use of secondary amines has limited scope and offers no advantages over alkoxides.<sup>53, 87, 88</sup> Sodium salts of various bifunctional alcohols and of alicyclic alcohols, such as menthol, also appear relatively unpromising.<sup>60</sup> Phenoxides and thiophenoxides lead primarily to substitution products.<sup>60, 99\*</sup> Relatively non-nucleophilic bases, such as

<sup>96</sup> Gutsche, *J. Am. Chem. Soc.*, **71**, 3513 (1949).

<sup>97</sup> Heusser, Engel, Herzig, and Plattner, *Helv. Chim. Acta*, **33**, 2229 (1950).

<sup>98</sup> Richard, G., *Thèse Sciences*, Univ. Nancy, 1936.

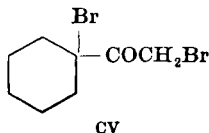
<sup>99</sup> Mousseron and Jacquier, *Bull. soc. chim. France*, [5] **16**, 689 (1949).

\* Kopp-Mayer has claimed high yields of esters on treatment of aralkyl chloroketones with sodium phenoxide in dioxane.<sup>100</sup>

<sup>100</sup> Kopp-Mayer, *Compt. rend.*, **240**, 1115 (1955).

sodium hydride or sodium triphenylmethide, do not effect rearrangement of 2-chloro-2-methylcycloheptanone.<sup>34</sup>

Rearrangement of the dibromoketone CV using sodium methoxide in diethyl ether proceeds in 48% yield;<sup>66</sup> the yield drops to 20% and 7% with the use of aqueous potassium hydroxide and carbonate, respectively.<sup>101</sup> Steroidal 17,21-dibromo-20-ketones, however, show relatively little sensitivity to such variations in reaction conditions.<sup>64,102</sup>



### Reaction Time and Temperature

Rearrangement of an  $\alpha$ -monohaloketone is effected by adding the ketone to a fairly concentrated solution or suspension of the alkoxide at  $-20^\circ$  to  $+30^\circ$ . Rapid addition of the ketone to an excess of the base is recommended. A mildly exothermic reaction usually results; short-term variations in reaction temperature normally have no effect on yield.<sup>34</sup>

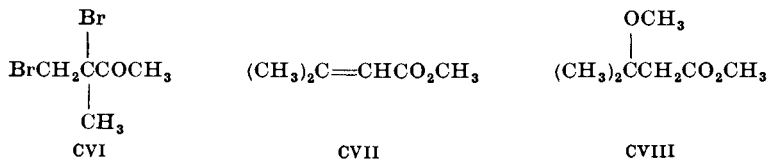
Under the above conditions, homogeneous reactions of simple  $\alpha$ -haloketones are generally complete within 10–30 minutes at room temperature.<sup>14,34,58</sup> With  $\alpha$ -haloketones requiring ionization of a hindered proton, or with heterogeneous reactions, e.g., sodium alkoxides in ether, considerably longer reaction times may be required.<sup>26,34,43</sup> The reaction rate may be followed by determining the hydrogen halide liberated, through titration as acid or ionic halogen.<sup>14,58,80</sup>

Reaction temperatures above  $50^\circ$  are rarely necessary for rearrangements using alkoxides and, if maintained, may reduce the yield.<sup>61</sup> On the other hand, reactions in which a weak base such as methanolic bicarbonate is employed usually require 2 to 4 hours of heating under reflux.<sup>64,93</sup>

In the rearrangement of aliphatic dibromoketones, minimum reaction time and temperature, together with inverse addition of base to halo-ketone, are advisable to reduce the formation of  $\beta$ -alkoxy esters and resins.<sup>66,68</sup> For example, reaction of the dibromoketone CVI with ethereal sodium methoxide for 2.5 hours gives 64% of the olefinic ester CVII and 2% of the alkoxy ester CVIII, whereas a 30-hour reaction period leads to 42% of CVII and 16% of CVIII.

<sup>101</sup> Wagner and Moore, *J. Am. Chem. Soc.*, **72**, 1873 (1950).

<sup>102</sup> Koechlin and Reichstein, *Helv. Chim. Acta*, **27**, 549 (1944).



### Experimental Procedures

**Methyl Cyclopentanecarboxylate.** Detailed directions for the preparation of methyl cyclopentanecarboxylate in 56–61% yield from 2-chlorocyclohexanone and sodium methoxide in diethyl ether are given in *Organic Syntheses*.<sup>102a</sup>

**Ethyl Trimethylacetate.**<sup>26</sup> (Rearrangement of a Bromoketone with Sodium Ethoxide in Diethyl Ether). To a dry 1-l. three-necked flask equipped with a dropping funnel and an efficient reflux condenser, each protected by a drying tube, is added 500 ml. of anhydrous diethyl ether. Into the ether is placed finely sliced sodium (11.5 g., 0.5 mole), which is followed by the addition of 29.2 ml. (0.5 mole) of absolute ethanol. The mixture is held at reflux for 48 hours to ensure reaction of the metal.\*

The suspension is cooled in ice and 82.5 g. (0.5 mole) of 3-bromo-3-methyl-2-butanone is added over a period of 2 hours. The reaction mixture is heated under reflux for 3 hours, then water is added to dissolve the precipitated sodium bromide. The layers are separated and the ether dried over sodium sulfate. Fractionation gives 39.8 g. (61%) of ethyl trimethylacetate, b.p. 116°/725 mm.,  $n_D^{20}$  1.3912.

**Ethyl 3,3-Diphenylpropionate.**<sup>58</sup> (Rearrangement of a Chloroketone with Sodium Ethoxide in Ethanol). In a 100-ml. round-bottomed flask fitted with a calcium chloride tube is placed 5.4 g. (0.022 mole) of 1-chloro-1,1-diphenylacetone in 40 ml. of absolute ethanol. To this solution is added 9.2 ml. of freshly prepared ethanolic sodium ethoxide containing 2.42 millimoles of sodium ethoxide per milliliter of solution. During the addition, heat is evolved and the reaction mixture turns brown. After 1 minute, titration of an aliquot of the solution with hydrochloric acid shows that 89% of the sodium ethoxide has been consumed. The solution is poured onto ice, the water layer neutralized with dilute hydrochloric

<sup>102a</sup> Goheen and Vaughan, *Org. Syntheses*, **39**, 37 (1959).

\* Preparation of the alkoxide is facilitated by equipping the flask with a sealed stirrer and replacing the sodium metal with 12.0 g. of sodium hydride powder (Metal Hydrides Inc., Beverly, Mass.). The ethanol is slowly added to the stirred hydride suspension at a rate that maintains steady hydrogen evolution. After the reaction has largely subsided, a 1-hour reflux period completes formation of the ethoxide.<sup>62</sup>



acid, and the organic material extracted with several portions of ether. The combined ether layers are dried over sodium sulfate, and the solvent is removed at room temperature with a water aspirator. The residue, 4.75 g. of a dark yellow oil, is distilled to give 4.5 g. (85%) of ethyl 3,3-diphenylpropionate, b.p. 129–133°/0.3 mm., m.p. 19–22°,  $n_D^{25}$  1.4850.

**Cyclohexanecarboxylic Acid.**<sup>66</sup> (Rearrangement of a Chloroketone Using Aqueous Potassium Carbonate). A mixture of 5.0 g. of 2-chlorocycloheptanone, 15 g. of potassium carbonate, and 20 ml. of water is stirred vigorously at the reflux temperature for 6 hours. The reaction mixture is cooled and extracted with ether to remove neutral by-products (0.76 g.). The aqueous layer is acidified and is re-extracted with ether to isolate the acid fraction. Evaporation of the dried extract gives 3.0 g. (69%) of cyclohexanecarboxylic acid, m.p. 22–26°.

**Methyl 3-Methyl-2-butenate.**<sup>66</sup> (Rearrangement of a Dibromoketone Using Inverse Addition of Sodium Methoxide in Diethyl Ether). A 2-l. three-necked flask is equipped with a sealed stirrer, thermometer, and a 5-l. separatory funnel. The funnel is equipped with a sealed stirrer and a wide-bore stopcock. A solution of 244 g. (1 mole) of 1,3-dibromo-3-methyl-2-butanone in 250 ml. of absolute diethyl ether is placed in the flask and cooled in a salt-ice bath. In the separatory funnel is placed 111.5 g. (2 moles) of freshly opened sodium methoxide powder (95% assay, Mathieson Alkali Works) suspended in 500 ml. of ether. The slurry of sodium methoxide is kept stirred and is added in small portions, over a 4-hour period, to the stirred reaction mixture at a temperature of 0–5°. After stirring for an additional 30 minutes, an aliquot of the reaction mixture is titrated with standard acid and it is found that less than 4% of the sodium methoxide remains. The reaction mixture is poured onto ice, the layers are separated, and the water layer is extracted with ether. The combined ether extracts are dried over anhydrous potassium carbonate and the ether is removed by distillation. The concentrate is rapidly distilled through a Claisen flask under reduced pressure to free it from any high-boiling and bromine-containing material. The crude distillate is carefully fractionated through a column packed with glass helices and the methyl 3-methyl-2-butenate collected at 60°/50 mm. The product weighs 66 g. (58%) and has  $n_D^{20}$  1.4382.

**20-Bromo-17(20)-pregnen-3 $\beta$ -ol-21-oic Acid.**<sup>77</sup> (Rearrangement of a Tribromoketone Using Potassium Hydroxide in Ethanol). To a solution of 3.0 g. of 17,21,21-tribromopregnan-3 $\beta$ -ol-20-one acetate in 600 ml. of boiling ethanol is added a solution of 12.0 g. of potassium hydroxide in 40 ml. of aqueous ethanol. The solution is refluxed for 2 hours, and the ethanol is then distilled under reduced pressure until solid material separates. The mixture is diluted with water and extracted with several

portions of ether to remove neutral products. The aqueous layer, containing the sparingly soluble potassium salt of the acid, is treated with an excess of dilute sulfuric acid, and the organic acid is then extracted with ether. The ether extracts are washed with water, dried over sodium sulfate, and concentrated. When the volume is reduced to 100 ml., crystals begin to appear. After further concentration of the solution, the crystals are filtered and dried. The yield of bromo acid, m.p. 264–265°, is 1.27 g. (61%).

#### TABULAR SURVEY OF FAVORSKIĬ REARRANGEMENTS

Tables III–VIII list those haloketones from which products of the Favorskiĭ reaction have been isolated. In addition, characteristic examples of unsuccessful Favorskiĭ reactions have been included. The haloketones are tabulated in the order acyclic monohaloketones, alicyclic monohaloketones (except steroids), aralkyl monohaloketones, steroid monohaloketones, dihaloketones, trihaloketones. Since halogenation of unsymmetrical ketones can give rise to position isomers, a question mark following the position of the halogen is used to indicate doubt as to the identity or purity of a claimed structure. The yields given refer to the stated rearrangement product, except that when the yield figure is in parentheses it refers to yield of free acid derived from the primary rearrangement product.

The survey covers the literature available to the author through September 1958. A few later references are included.

TABLE III  
ACYCLIC MONOHALOKETONES

Formula	Haloketone	Base	Solvent	Rearrangement Product	Yield (%)	References
$C_3H_5OCl$	Chloroacetone	KOH	$(C_2H_5)_2O$	Propionic acid		98, 103
$C_3H_5OBr$	Bromoacetone	$KOCH_3$	$CH_3OH$	*		83
$C_4H_7OCl$	1-Chloro-2-butanone	KOH	$(C_2H_5)_2O$	Butyric acid		98
	3-Chloro-2-butanone	KOH	$(C_2H_5)_2O$	Butyric and isobutyric acids		98
$C_4H_7OBr$	3-Bromo-2-butanone	$NaOCH_3$	$(C_2H_5)_2O$	†		39
$C_5H_9OCl$	3-Chloro-3-methyl-2-butanone	NaOH	$H_2O$	Trimethylacetic acid		92
$C_5H_9OBr$	2-Bromo-3-pentanone	$BaCO_3$	$H_2O$	3-Methylbutyric acid	2	95
	3-Bromo-3-methyl-2-butanone	$NaOCH(CH_3)_2$	$(CH_3)_2CHOH$	Isopropyl trimethylacetate	20	26
		$NaOCH(CH_3)_2$	$(C_2H_5)_2O$	Isopropyl trimethylacetate	64	26
		$NaOC_2H_5$	$C_2H_5OH$	Ethyl trimethylacetate	14	26
		$NaOC_2H_5$	$(C_2H_5)_2O$	Ethyl trimethylacetate	61	26
		$NaOCH_3$	$CH_3OH$	*		26
		$NaOCH_3$	$(C_2H_5)_2O$	Methyl trimethylacetate	39	26
		KOH	$C_2H_5OH$	†		26
		KOH	$C_2H_5OH$	Trimethylacetic acid	33	95
		$BaCO_3$	$H_2O$	Trimethylacetic acid	3	95
$C_6H_{11}OBr$	2(?) -Bromo-2-methyl-3-pentanone	$NaOCH_3$	$(C_2H_5)_2O$	Methyl 2,2-dimethylbutyrate	57	26
$C_7H_{13}OCl$	2-Chloro-3-heptanone	$NaOCH_3$	$(C_2H_5)_2O$	Methyl 2-ethylvalerate	65	30
	4-Chloro-3-heptanone	$NaOCH_3$	$(C_2H_5)_2O$	Methyl 2-ethylvalerate	77	30
$C_7H_{13}OBr$	3-Bromo-4-heptanone	$K_2CO_3$	$H_2O$	2-Ethylvaleric acid	10	95
		$CaCO_3$	$H_2O$	2-Ethylvaleric acid	9	95
		$BaCO_3$	$H_2O$	2-Ethylvaleric acid	2	95
	2(?) -Bromo-2-methyl-3-hexanone	$NaOCH_3$	$(C_2H_5)_2O$	Methyl 2-ethyl-3-methylbutyrate	69	38
	2-Bromo-2,4-dimethyl-3-pentanone	$NaOCH_2C_6H_5$	$(C_2H_5)_2O$	Benzyl 2,2,3-trimethylbutyrate	29	30
		$NaOCH(CH_3)_2$	$(C_2H_5)_2O$	Isopropyl 2,2,3-trimethylbutyrate	17	30
		$NaOCH_3$	$(C_2H_5)_2O$	†		30
	3(?) -Bromo-4,4-dimethyl-2-pentanone	$NaOCH_3$	$(C_2H_5)_2O$	Methyl 2,3,3-trimethylbutyrate	73	39
$C_8H_{15}OBr$	2(?) -Bromo-2-methyl-3-heptanone	$NaOCH_3$	$(C_2H_5)_2O$	Methyl 2,2-dimethylhexanoate	73	38
	3(?) -Bromo-3-methyl-4-heptanone	$NaOCH(CH_3)_2$	$(C_2H_5)_2O$	Isopropyl 2-methyl-2-ethylvalerate	41	38
		$NaOCH_3$	$(C_2H_5)_2O$	Methyl 2-methyl-2-ethylvalerate		39
	2(?) -Bromo-2,5-dimethyl-3-hexanone	$NaOCH_3$	$(C_2H_5)_2O$	Methyl 2,4-dimethylpentane-3-carboxylate	83	38
	2-Bromo-2,4,4-trimethyl-3-pentanone	$NaOCH(CH_3)_2$	$(C_2H_5)_2O$	†		38
$C_9H_{17}OBr$	2(?) -Bromo-2-methyl-3-octanone	$NaOCH_3$	$(C_2H_5)_2O$	Methyl 2,2-dimethylheptanoate	83	38
	2(?) -Bromo-2,5,5-trimethyl-3-hexanone	$NaOCH_3$	$(C_2H_5)_2O$	Methyl 2,2,4-trimethylpentane-3-carboxylate	93	38
	3(?) -Bromo-3,5,5-trimethyl-2-hexanone	$NaOCH_3$	$(C_2H_5)_2O$	Methyl 2,2,4,4-tetramethylvalerate	78	38

Note: References 103 to 127 are on p. 316.

\* Only hydroxy ketal was isolated.

† No rearrangement product was isolated.

TABLE IV  
ALICYCLIC MONOHALOKETONES

Formula	Haloketone	Base	Solvent	Rearrangement Product	Yield (%)	References
C <sub>5</sub> H <sub>7</sub> OCl	2-Chlorocyclopentanone	NaOCH <sub>3</sub>	CH <sub>3</sub> OH	*		80
		KOH	C <sub>2</sub> H <sub>5</sub> OH	*		104
C <sub>6</sub> H <sub>9</sub> OF	2-Fluorocyclohexanone	NaOC <sub>2</sub> H <sub>5</sub>	C <sub>2</sub> H <sub>5</sub> OH	Ethyl cyclopentane-carboxylate	6	64a
		NaOCH <sub>3</sub>	(C <sub>2</sub> H <sub>5</sub> ) <sub>2</sub> O	Methyl cyclopentane-carboxylate	40	64a
C <sub>6</sub> H <sub>9</sub> OCl	2-Chlorocyclohexanone†	NaOCH <sub>2</sub> C <sub>6</sub> H <sub>5</sub>	C <sub>6</sub> H <sub>5</sub> CH <sub>2</sub> OH	Benzyl cyclopentane-carboxylate	30	80
		NaOCH <sub>2</sub> C <sub>6</sub> H <sub>5</sub>	C <sub>6</sub> H <sub>5</sub> CH <sub>2</sub> OH	Benzyl cyclopentane-carboxylate	75	34
		NaOCH <sub>2</sub> C <sub>6</sub> H <sub>5</sub>	(C <sub>2</sub> H <sub>5</sub> ) <sub>2</sub> O	Benzyl cyclopentane-carboxylate	(53, 57)	34
		NaOCH <sub>2</sub> CH <sub>2</sub> -CH(CH <sub>3</sub> ) <sub>2</sub>	(CH <sub>3</sub> ) <sub>2</sub> CHCH <sub>2</sub> -CH <sub>2</sub> OH	Isoamyl cyclopentane-carboxylate	47	14
		NaOCH(CH <sub>3</sub> ) <sub>2</sub>	(CH <sub>3</sub> ) <sub>2</sub> CHOH	Isopropyl cyclopentane-carboxylate	(25, 36)	34
		NaOCH(CH <sub>3</sub> ) <sub>2</sub>	(CH <sub>3</sub> ) <sub>2</sub> CHOH	Isopropyl cyclopentane-carboxylate	55-60	80
		NaOC <sub>2</sub> H <sub>5</sub>	C <sub>2</sub> H <sub>5</sub> OH	Ethyl cyclopentane-carboxylate	(64)	14
		NaOC <sub>2</sub> H <sub>5</sub>	C <sub>2</sub> H <sub>5</sub> OH	Ethyl cyclopentane-carboxylate	(42-60)	34
		NaOC <sub>2</sub> H <sub>5</sub>	C <sub>2</sub> H <sub>5</sub> OH	Ethyl cyclopentane-carboxylate	(53)	105
		NaOC <sub>2</sub> H <sub>5</sub>	C <sub>2</sub> H <sub>5</sub> OH	Ethyl cyclopentane-carboxylate	(45-50)	80
C <sub>6</sub> H <sub>9</sub> OBr	2-Bromocyclohexanone	NaOCH <sub>3</sub>	CH <sub>3</sub> OH	Methyl cyclopentane-carboxylate	(44)	34
		NaOCH <sub>3</sub>	(C <sub>2</sub> H <sub>5</sub> ) <sub>2</sub> O	Methyl cyclopentane-carboxylate	(56-61)	102a
		KOH	C <sub>2</sub> H <sub>5</sub> OH	Cyclopentanecarboxylic acid		106
		NaOC <sub>2</sub> H <sub>5</sub>	C <sub>2</sub> H <sub>5</sub> OH	Ethyl cyclopentane-carboxylate	(10)	14
C <sub>7</sub> H <sub>11</sub> OCl	Chloromethyl cyclopentyl ketone	NaOCH <sub>3</sub>	CH <sub>3</sub> OH	Methyl 1-methylcyclopentanecarboxylate	50	80
		NaOCH <sub>2</sub> C <sub>6</sub> H <sub>5</sub>	C <sub>6</sub> H <sub>5</sub> CH <sub>2</sub> OH	*		34
	2-Chloro-2-methylcyclohexanone	NaOC <sub>2</sub> H <sub>5</sub>	C <sub>2</sub> H <sub>5</sub> OH	*		34
		NaOCH <sub>3</sub>	CH <sub>3</sub> OH	*		34, 107
	2-Chloro-4-methylcyclohexanone	NaOCH <sub>3</sub>	CH <sub>3</sub> OH	3-Methylcyclopentane-carboxylic acid	40-45	80
	2-Chloro-5(?) -methylcyclohexanone	NaOCH <sub>3</sub>	CH <sub>3</sub> OH	3-Methylcyclopentane-carboxylic acid	40-45	80, 108
		KOH	CH <sub>3</sub> OH	3-Methylcyclopentane-carboxylic acid	50	108
	2-Chloro-6-methylcyclohexanone	KOH	C <sub>2</sub> H <sub>5</sub> OH	3-Methylcyclopentane-carboxylic acid	43	106
		NaOCH <sub>3</sub>	CH <sub>3</sub> OH	2(?) -Methylcyclopentane-carboxylic acid		107
	2-Chlorocycloheptanone	NaOC <sub>2</sub> H <sub>5</sub>	Not given	Ethyl cyclohexane-carboxylate	58	87
		KOH	C <sub>2</sub> H <sub>5</sub> OH	Cyclohexanecarboxylic acid	50	104
		KOH	C <sub>2</sub> H <sub>5</sub> OH	Cyclohexanecarboxylic acid	53	109

Note: References 103 to 127 are on p. 316.

\* No rearrangement product was isolated.

† A number of base-solvent combinations applied to this ketone have not been tabulated because of space limitations. The reader is referred to the original work.<sup>80</sup>

TABLE IV—Continued  
ALICYCLIC MONOHALOKETONES

Formula	Haloketone	Base	Solvent	Rearrangement Product	Yield (%)	References
$C_7H_{11}OCl$ (continued)	2-Chlorocycloheptanone (continued)	NaOH	Not given	Cyclohexanecarboxylic acid		87
		$K_2CO_3$	$H_2O$	Cyclohexanecarboxylic acid	69	96
		$Na_2CO_3$	Not given	Cyclohexanecarboxylic acid	80	87
		$(CH_2)_5NH$	Not given	N,N-Pentamethylenecyclohexanecarboxamide	(20)	87
		$(CH_3)_2NH$	Not given	N,N-Dimethylcyclohexanecarboxamide	(20)	87
$C_8H_{11}OCl$	Chloromethyl cyclohexenyl ketone	$NaOCH_3$	$CH_3OH$	Methyl cyclohexenyl-1-acetate	20	80
$C_8H_{13}OCl$	Chloromethyl cyclohexyl ketone	$NaOC_2H_5$	$C_2H_5OH$	Ethyl 1-methylcyclohexanecarboxylate	20	43
		$NaOCH_3$	$(C_2H_5)_2O$	Methyl 1-methylcyclohexanecarboxylate	9	33
		$NaOCH_3$	$CH_3OH$	Methyl 1-methylcyclohexanecarboxylate	15, 35	33, 43
		$NaOCH_3$	$CH_3OH$	Methyl 1-methylcyclohexanecarboxylate and methyl cyclohexylacetate†	50	80, 110
	1-Chloro-1-acetylcyclohexane	$NaOCH_3$	$CH_3OH$ -pet. ether	Methyl 1-methylcyclohexanecarboxylate	38	43
		$NaOCH_2C_6H_5$	$C_6H_5CH_2OH$	Benzyl 1-methylcyclohexanecarboxylate	50, 57	34
		$NaOCH_2C_6H_5$	$(C_2H_5)_2O$	Benzyl 1-methylcyclohexanecarboxylate	72	34
$C_8H_{13}OBr$	2-Chloro-2-methylcycloheptanone	$NaOCH(CH_3)_2$	$(C_2H_5)_2O$	Isopropyl 1-methylcyclohexanecarboxylate	45	34
		$NaOC_2H_5$	$C_2H_5OH$	Ethyl 1-methylcyclohexanecarboxylate	41	34
		$NaOC_2H_5$	$(C_2H_5)_2O$	Ethyl 1-methylcyclohexanecarboxylate	56	34
		$NaOCH_3$	$CH_3OH$	Methyl 1-methylcyclohexanecarboxylate	30	80, 110
		KOH	$(C_2H_5)_2O$	1-Methylcyclohexanecarboxylic acid		7
	2-Chlorocyclooctanone	$AgNO_3$	Aq. dioxane	*		56
		$NaOCH_2C_6H_5$	$C_6H_5CH_2OH$	Benzyl 1-methylcyclohexanecarboxylate	(41)	34
		NaOH	$C_2H_5OH$	Cycloheptanecarboxylic acid		109
		$NaOC_2H_5$	$C_2H_5OH$	*		43
		$NaOCH_3$	$(C_2H_5)_2O$	*		44
1-Bromo-1-acetylcyclohexane	$NaOCH_3$	$(C_2H_5)_2O$	Methyl 1-methylcyclohexanecarboxylate	79	44	
	NaOH	$H_2O$	Cycloheptanecarboxylic acid	68	78	
	NaOH	$H_2O$	Cycloheptanecarboxylic acid		78	
$C_9H_{13}OCl$	4-Chloro- <i>cis</i> -5-hydrindone	$NaOCH_3$	$CH_3OH$	Methyl <i>cis</i> -bicyclo[3.3.0]octane-2- and 3-carboxylates	65	47

Note: References 103 to 127 are on p. 316.

\* No rearrangement product was isolated.

† The report of the formation of the methyl cyclohexylacetate in this reaction has been shown to be erroneous.<sup>43</sup>

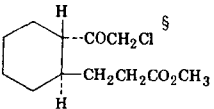
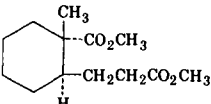
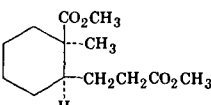
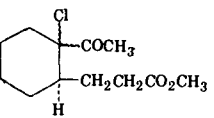
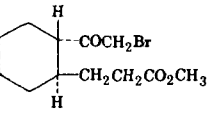
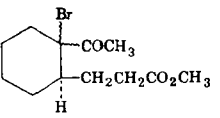
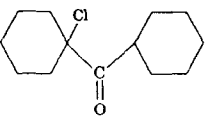
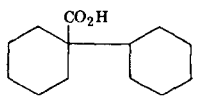
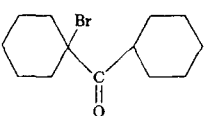
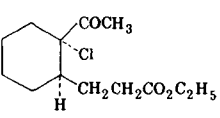
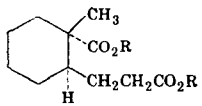
TABLE IV—Continued  
 ALICYCLIC MONOHALOKETONES

Formula	Haloketone	Base	Solvent	Rearrangement Product	Yield (%)	References
C <sub>9</sub> H <sub>13</sub> OBr	1-Bromo-bicyclo[3.3.1]-nonan-9-one	KOH	(C <sub>2</sub> H <sub>5</sub> ) <sub>2</sub> O	Bicyclo[3.3.0]octane-1-carboxylic acid	34	28
		Hg(OCOCH <sub>3</sub> ) <sub>2</sub>	C <sub>2</sub> H <sub>5</sub> OH	Ethyl bicyclo[3.3.0]octane-1-carboxylate	71	28
		AgNO <sub>3</sub>	Aq. alcohols	Bicyclo[3.3.0]octane-1-carboxylic acid (and corresponding esters)		28
		Na or NaNH <sub>2</sub>	Liq. NH <sub>3</sub>	Bicyclo[3.3.0]octane-1-carboxamide	65–70	50
C <sub>9</sub> H <sub>13</sub> O <sub>3</sub> Br	6-Bromo-2-carbethoxycyclohexanone	NaOH	Aq. C <sub>2</sub> H <sub>5</sub> OH	Cyclopentane-1,2- <i>trans</i> -dicarboxylic acid	91	44a
C <sub>9</sub> H <sub>15</sub> OCl		NaOCH <sub>2</sub> C <sub>6</sub> H <sub>5</sub>	(C <sub>2</sub> H <sub>5</sub> ) <sub>2</sub> O		(44, 53)	34
		NaOCH <sub>2</sub> C <sub>6</sub> H <sub>5</sub>	(C <sub>2</sub> H <sub>5</sub> ) <sub>2</sub> O		(29)	34
C <sub>9</sub> H <sub>15</sub> OBr	2-Bromocyclononanone	C <sub>6</sub> H <sub>5</sub> N(CH <sub>3</sub> ) <sub>2</sub>	None	Cycloöctanecarboxylic acid		42
C <sub>10</sub> H <sub>15</sub> OCl	3-Chloro- <i>trans</i> -2-decalone	NaOCH <sub>3</sub>	CH <sub>3</sub> OH	Methyl <i>trans</i> -2-hydrindane-carboxylic acid	(20)	49
		KOH	C <sub>2</sub> H <sub>5</sub> OH	Two unidentified acids		48
C <sub>10</sub> H <sub>17</sub> OCl	2-Chloro-2-isopropyl-5-methylcyclohexanone	NaOCH <sub>3</sub>	CH <sub>3</sub> OH	*		41
C <sub>10</sub> H <sub>17</sub> OBr	2-Bromocyclodecanone	NaOCH <sub>3</sub>	CH <sub>3</sub> OH	Methyl cyclononane-carboxylate	(75)	42
	2-Bromo-3-methyl-6-isopropylcyclohexanone	NaOCH <sub>3</sub>	CH <sub>3</sub> OH	Methyl 2-methyl-5-isopropylcyclopentane-carboxylate		41
C <sub>11</sub> H <sub>17</sub> OCl		NaOCH <sub>2</sub> C <sub>6</sub> H <sub>5</sub>	(C <sub>2</sub> H <sub>5</sub> ) <sub>2</sub> O		(44)	34
C <sub>11</sub> H <sub>17</sub> O <sub>3</sub> Cl		NaOCH <sub>2</sub> C <sub>6</sub> H <sub>5</sub>	(C <sub>2</sub> H <sub>5</sub> ) <sub>2</sub> O		(15)	34
C <sub>12</sub> H <sub>19</sub> O <sub>3</sub> Cl		NaOCH(CH <sub>3</sub> ) <sub>2</sub>	(CH <sub>3</sub> ) <sub>2</sub> CHOH	*		33

\* No rearrangement product was isolated.

§ A number of base-solvent combinations applied to this ketone have not been tabulated because of space limitations. The reader is referred to the original work.<sup>33</sup>

TABLE IV—Continued  
ALICYCLIC MONOHALOKETONES

Formula	Haloketone	Base	Solvent	Rearrangement Product	Yield (%)	References
$C_{12}H_{19}O_3Cl$ (continued)	 (continued)	NaOCH <sub>3</sub>	(C <sub>2</sub> H <sub>5</sub> ) <sub>2</sub> O	 CIX	(11)	33
		NaOCH <sub>3</sub>	CH <sub>3</sub> OH	 CX	6	
$C_{12}H_{19}O_3Cl$		NaOCH <sub>3</sub>	(C <sub>2</sub> H <sub>5</sub> ) <sub>2</sub> O	Diester CIX Diester CX	(27) 23	33
		NaOCH <sub>3</sub>	CH <sub>3</sub> OH	*		33
		NaOCH <sub>3</sub>	CH <sub>3</sub> OH or (C <sub>2</sub> H <sub>5</sub> ) <sub>2</sub> O	*		
$C_{12}H_{19}O_3Br$		NaOCH <sub>3</sub>	CH <sub>3</sub> OH or (C <sub>2</sub> H <sub>5</sub> ) <sub>2</sub> O	*		33
$C_{13}H_{21}OCl$		NaOCH <sub>3</sub>	(C <sub>2</sub> H <sub>5</sub> ) <sub>2</sub> O	Diester CIX Diester CX	(3) Trace	33
		NaOCH <sub>3</sub>	CH <sub>3</sub> OH	Diester CIX	6	33
$C_{13}H_{21}OCl$		KOH	Dioxane		50	46, 56
$C_{13}H_{21}OBr$		KOH	Dioxane	*		46, 56
$C_{13}H_{21}O_3Cl$		NaOCH <sub>2</sub> C <sub>6</sub> H <sub>5</sub>	(C <sub>2</sub> H <sub>5</sub> ) <sub>2</sub> O	 (R = CH <sub>2</sub> C <sub>6</sub> H <sub>5</sub> or C <sub>2</sub> H <sub>5</sub> )	21-25	34

\* No rearrangement product was isolated.

§ A number of base-solvent combinations applied to this ketone have not been tabulated because of space limitations. The reader is referred to the original work.

|| This was the yield of 8-methyl-*cis*-1-hydrindone from pyrolysis of the rearrangement acid.

TABLE V

## ARALKYL MONOHALOKETONES

Formula	Haloketone	Base	Solvent	Rearrangement Product	Yield (%)	References
C <sub>9</sub> H <sub>9</sub> OCl	1-Chloro-1-phenylacetone	NaOCH <sub>3</sub>	CH <sub>3</sub> OH	Methyl 3-phenylpropionate	60	8, 98
				3-Phenylpropionic acid	9	
		KOH	(C <sub>2</sub> H <sub>5</sub> ) <sub>2</sub> O	3-Phenylpropionic acid		98
		NaOH	CH <sub>3</sub> OH	3-Phenylpropionic acid	48	8
		NaOC <sub>6</sub> H <sub>5</sub>	C <sub>6</sub> H <sub>5</sub> OH	Phenyl 3-phenylpropionate	65	100
		NaOC <sub>6</sub> H <sub>5</sub>	Dioxane	Phenyl 3-phenylpropionate	100	100
		NaOCH <sub>3</sub>	CH <sub>3</sub> OH	Methyl 3-phenylpropionate	80	8
		NaOCH <sub>3</sub>	(C <sub>2</sub> H <sub>5</sub> ) <sub>2</sub> O	*		54
		NaOCH <sub>3</sub>	CH <sub>3</sub> OH	*		55
		NaOCH <sub>3</sub>	CH <sub>3</sub> OH	Methyl 1-indanecarboxylate		80, 111
C <sub>10</sub> H <sub>9</sub> OCl	2-Chloro-1-tetralone	NaOCH <sub>3</sub>	CH <sub>3</sub> OH	Methyl 2-indanecarboxylate		80, 111
		NaOCH <sub>3</sub>	CH <sub>3</sub> OH	*		55
C <sub>10</sub> H <sub>9</sub> OBr	3-Chloro-2-tetralone	NaOCH <sub>3</sub>	CH <sub>3</sub> OH	Methyl 2-indanecarboxylate		80, 111
		NaOCH <sub>3</sub>	CH <sub>3</sub> OH	*		55
C <sub>10</sub> H <sub>11</sub> OCl	1-Chloro-1-phenyl-2-butanone	NaOCH <sub>3</sub>	CH <sub>3</sub> OH	2-Benzylpropionic acid		98
		KOH	(C <sub>2</sub> H <sub>5</sub> ) <sub>2</sub> O	2-Benzylpropionic acid		98
		NaOC <sub>6</sub> H <sub>5</sub>	C <sub>6</sub> H <sub>5</sub> OH	Phenyl 2-benzylpropionate	30	100
		NaOC <sub>6</sub> H <sub>5</sub>	Dioxane	Phenyl 2-benzylpropionate	50	100
		NaOCH <sub>3</sub>	CH <sub>3</sub> OH	4-Phenylbutyric acid		98
		NaOH	CH <sub>3</sub> OH	Unidentified acid		8
		KOH	(C <sub>2</sub> H <sub>5</sub> ) <sub>2</sub> O	4-Phenylbutyric acid		9, 98
		NaOH	CH <sub>3</sub> OH	4-Phenylbutyric acid		8
		KOH	(C <sub>2</sub> H <sub>5</sub> ) <sub>2</sub> O	4-Phenylbutyric acid		98
		C <sub>10</sub> H <sub>11</sub> OBr	α-Bromoisobutyrophenone	NaOCH <sub>3</sub>	(C <sub>2</sub> H <sub>5</sub> ) <sub>2</sub> O	†
KOH	(C <sub>2</sub> H <sub>5</sub> ) <sub>2</sub> O			†		28
AgNO <sub>3</sub>	Aq. C <sub>2</sub> H <sub>5</sub> OH			2-Methyl-2-phenylpropionic acid		28
C <sub>11</sub> H <sub>13</sub> O <sub>3</sub> Cl	1-Chloro-3-(3,4-dimethoxyphenyl)acetone	NaOC <sub>2</sub> H <sub>5</sub>	C <sub>2</sub> H <sub>5</sub> OH	Ethyl 3-(3,4-dimethoxyphenyl)propionate		8, 51
		NaOCH <sub>3</sub>	CH <sub>3</sub> OH	Methyl 3-(3,4-dimethoxyphenyl)propionate		8, 51
		KOH	CH <sub>3</sub> OH	Methyl 3-(3,4-dimethoxyphenyl)propionate	80	8, 51
C <sub>13</sub> H <sub>15</sub> OCl	1-Chloro-1-benzoylcyclohexane	NaOCH <sub>3</sub>	(C <sub>2</sub> H <sub>5</sub> ) <sub>2</sub> O	†		54
		NaOH	Xylene	1-Phenylcyclohexanecarboxylic acid	53	27
		NaOH	Toluene	1-Phenylcyclohexanecarboxylic acid	51	27
		NaOH	(C <sub>2</sub> H <sub>5</sub> ) <sub>2</sub> O	1-Phenylcyclohexanecarboxylic acid	8	27
		KOH	(C <sub>2</sub> H <sub>5</sub> ) <sub>2</sub> O	1-Phenylcyclohexanecarboxylic acid	30-40	7
		KOH	Aq. dioxane	†		27
C <sub>13</sub> H <sub>15</sub> OBr	1-Bromo-1-benzoylcyclohexane	AgNO <sub>3</sub>	Aq. dioxane	1-Phenylcyclohexanecarboxylic acid	40	56
		NaOCH <sub>3</sub>	CH <sub>3</sub> OH	†		81
		NaOH	Xylene	1-Phenylcyclohexanecarboxylic acid	39	27

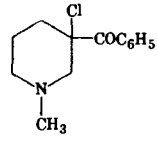
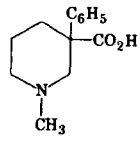
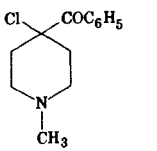
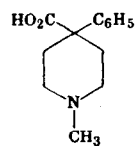
Note: References 103 to 127 are on p. 316.

\* Only hydroxy ketal was isolated.

† No rearrangement product was isolated.



TABLE V—Continued  
ARALKYL MONOHALOKETONES

Formula	Haloketone	Base	Solvent	Rearrangement Product	Yield (%)	References
$C_{13}H_{13}OBr$ (continued)	1-Bromo-1-benzoylcyclohexane (continued)	NaOH	Toluene	1-Phenylcyclohexane-carboxylic acid	34	27
		NaOH	$(C_2H_5)_2O$	1-Phenylcyclohexane-carboxylic acid	6	27
		$AgNO_3$	$C_2H_5OH$	1-Phenylcyclohexane-carboxylic acid	18	27
		$AgNO_3$	Aq. dioxane	1-Phenylcyclohexane-carboxylic acid	30	56
		None	Aq. dioxane	1-Phenylcyclohexane-carboxylic acid	2	27
$C_{13}H_{16}ONCl$		NaOH	Xylene		8	57
		NaOH	Xylene		25	57
$C_{15}H_{15}OCl$	1-Chloro-1,1-diphenylacetone	$NaOC_2H_5$	$C_2H_5OH$	Ethyl 3,3-diphenylpropionate	85	58
		$NaOCH_3$	$CH_3OH$	3,3-Diphenylpropionic acid	12	98
		NaOH	$(C_2H_5)_2O$	3,3-Diphenylpropionic acid	55	58
	1-Chloro-1,3-diphenylacetone	KOH	$(C_2H_5)_2O$	3,3-Diphenylpropionic acid		9, 98
		$NaOC_2H_5$	Not given	Ethyl 2,3-diphenylpropionate	40	87
		NaOH	Not given	2,3-Diphenylpropionic acid		87
	1-Chloro-3,3-diphenylacetone	KOH	$(C_2H_5)_2O$	2,3-Diphenylpropionic acid		98
		Piperidine	Not given	$C_6H_5CH_2CH(C_6H_5)CONC_5H_{10}$	20	87
		$(CH_3)_2NH$	Not given	†		87
		$NaOC_2H_5$	$C_2H_5OH$	Ethyl 3,3-diphenylpropionate	69	58
		$NaOCH_3$	$CH_3OH$	3,3-Diphenylpropionic acid	12	
		$NaOCH_3$	$(C_2H_5)_2O$	Methyl 3,3-diphenylpropionate	77	52
$C_{15}H_{13}OBr$	1-Bromo-3,3-diphenylacetone	$NaOCH_3$	$CH_3OH$	3,3-Diphenylpropionic acid	3.5	
		$NaOCH_3$	$(C_2H_5)_2O$	Methyl 3,3-diphenylpropionate	43	52
		$NaOCH_3$	$CH_3OH$	3,3-Diphenylpropionic acid	7	
		$NaOCH_3$	$(C_2H_5)_2O$	Methyl 3,3-diphenylpropionate	71	52
		$(C_2H_5)_2NH$	$(C_2H_5)_2O$	3,3-Diphenylpropionic acid	6	
		$(C_2H_5)_2NH$	$(C_2H_5)_2O$	N,N-Diethyl-3,3-diphenylpropionamide	31	52
			15	88		

† No rearrangement product was isolated.

TABLE V—Continued  
ARALKYL MONOHALOKETONES

Formula	Haloketone	Base	Solvent	Rearrangement Product	Yield (%)	References
$C_{16}H_{13}OCl$		$(C_2H_5)_2NH$	$(C_2H_5)_2O$		45	53
$C_{16}H_{13}OBr$		$R_2NH$ ( $R=C_2H_5,$ $n-C_3H_7, n-C_5H_{11}$ )	$(C_2H_5)_2O$		37-45	53
$C_{19}H_{19}OBr$	2-Bromo-7,7-diphenyl-cycloheptanone	KOH	$C_2H_5OH$	‡		89
$C_{21}H_{27}O_4Cl$		$CH_3OH$			44 §	33

‡ No normal Favorskii product was isolated.

§ This was the yield of estrone-c methyl ether obtained from the rearrangement product by Dieckmann cyclization and subsequent hydrolysis.

TABLE VI  
STEROID MONOHALOKETONES

Formula	Haloketone	Base	Solvent	Rearrangement Product	Yield (%)	References
C <sub>21</sub> H <sub>29</sub> O <sub>2</sub> Cl	21-Chloro-4-pregnen-3,20-dione	KOCH <sub>3</sub>	CH <sub>3</sub> OH	Methyl 3-oxo-17β-methyl-4-etienate	58	112
				Methyl 3-oxo-17α-methyl-4-etienate	25	32, 93
C <sub>21</sub> H <sub>31</sub> O <sub>2</sub> F	21-Fluoro-5-pregnen-3β-ol-20-one	NaOCH <sub>3</sub>	CH <sub>3</sub> OH	Methyl 3β-hydroxy-17α-methyl-5-etienate	ca. 20	64a
				Methyl 3β-hydroxy-17β-methyl-5-etienate	ca. 10	
C <sub>21</sub> H <sub>31</sub> O <sub>2</sub> Cl	21-Chloro-5-pregnen-3β-ol-20-one	KOCH <sub>3</sub>	CH <sub>3</sub> OH	Methyl 3β-hydroxy-17α-methyl-5-etienate	63	32, 93
				Methyl 3β-hydroxy-17β-methyl-5-etienate	24	
C <sub>21</sub> H <sub>31</sub> O <sub>2</sub> Br	21-Bromo-5-pregnen-3β-ol-20-one	KOCH <sub>3</sub>	CH <sub>3</sub> OH	Methyl 3β-hydroxy-17α-methyl-5-etienate		32, 93
				Methyl 3β-hydroxy-17β-methyl-5-etienate		
C <sub>22</sub> H <sub>33</sub> O <sub>3</sub> Br	17-Bromo-D-homoandrostan-3β-ol-17α-one acetate	NaOCH <sub>3</sub>	Dioxane	Methyl 3β-hydroxy-allo-etianate	0.3	63
C <sub>23</sub> H <sub>33</sub> O <sub>3</sub> Br	17α-Bromo-5-pregnen-3β-ol-20-one acetate	NaHCO <sub>3</sub>	H <sub>2</sub> O-CH <sub>3</sub> OH	3β-Hydroxy-17α-methyl-5-etienic acid and methyl ester	85*	97

Note: References 103 to 127 are on p. 316.

\* This was the yield of the methyl ester acetate; its stereochemical homogeneity (about C-17) is uncertain.

THE FAYORSKI REARRANGEMENT OF HALOKETONES

307

308

TABLE VI—Continued  
STEROID MONOHALOKETONES

Formula	Haloketone	Base	Solvent	Rearrangement Product	Yield (%)	References
C <sub>23</sub> H <sub>33</sub> O <sub>4</sub> Br	17α-Bromopregnan-3α-ol-11,20-dione acetate	NaOCH <sub>3</sub>	CH <sub>3</sub> OH	Methyl 3α-hydroxy-11-oxo-17α-methyletiate	60	10
				Methyl 3α-hydroxy-11-oxo-17β-methyletiate	40	
		KHCO <sub>3</sub>	CH <sub>3</sub> OH	3α-Hydroxy-11-oxo-17α-methyletanic acid and methyl ester	77 (crude)	64, 113
C <sub>23</sub> H <sub>35</sub> O <sub>3</sub> Br	17α-Bromo-allopregnane-3β-ol-20-one acetate	KHCO <sub>3</sub>	CH <sub>3</sub> OH	Methyl 3α-hydroxy-11-oxo-17β-methyletiate (crude)	20	
				Methyl 3β-hydroxy-17-methylalloetianate	37*	93
C <sub>23</sub> H <sub>35</sub> O <sub>3</sub> Br	17α-Bromopregnane-3β-ol-20-one acetate	KHCO <sub>3</sub>	CH <sub>3</sub> OH	Methyl 3β-hydroxy-17-methyletiate	49*	114
C <sub>27</sub> H <sub>45</sub> OCl	2α-Chlorocholestan-3-one	NaOCH <sub>3</sub>	CH <sub>3</sub> OH	Methyl A-norcholestan-2-carboxylate	30	62

ORGANIC REACTIONS

C <sub>27</sub> H <sub>45</sub> OBr	2 $\alpha$ -Bromocholestan-3-one	NaOC <sub>2</sub> H <sub>5</sub>	C <sub>2</sub> H <sub>5</sub> OH	Ethyl A-norcholestane-2-carboxylate	14-30	60, 61
				Ethyl A-norcholestane-3-carboxylate	12-20	
	4 $\beta$ -Bromocoprostan-3-one	NaOCH <sub>3</sub>	CH <sub>3</sub> OH-(C <sub>2</sub> H <sub>5</sub> ) <sub>2</sub> O	Methyl A-norcholestane-2-carboxylate	25	59, 60
				Methyl A-norcholestane-3-carboxylate	1	
	4 $\beta$ -Bromocoprostan-3-one	NaOCH <sub>3</sub>	CH <sub>3</sub> OH-(C <sub>2</sub> H <sub>5</sub> ) <sub>2</sub> O	Methyl A-norcoprostan-2-carboxylate	24	60
				Methyl A-norcoprostan-3-carboxylate	24	
		NaOCH <sub>3</sub>	CH <sub>3</sub> OH	Methyl A-norcoprostan-2-carboxylate and methyl A-norcoprostan-3-carboxylate	61	60
		NaOCH <sub>3</sub>	Aq. CH <sub>3</sub> OH	A-Norcoprostan-2-carboxylic acid and A-norcoprostan-3-carboxylic acid	18	60

*Note:* References 103 to 127 are on p. 316.

\* This was the yield of the methyl ester acetate; its stereochemical homogeneity (about C-17) is uncertain.

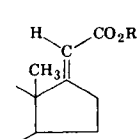
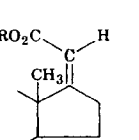
TABLE VII  
 DIHALOKETONES

Formula	Haloketone	Base	Solvent	Rearrangement Product	Yield (%)	References
C <sub>3</sub> H <sub>4</sub> OCl <sub>2</sub>	1,1-Dichloroacetone	K <sub>2</sub> CO <sub>3</sub>	H <sub>2</sub> O	Acrylic acid		1
C <sub>4</sub> H <sub>6</sub> OCl <sub>2</sub>	3,3-Dichloro-2-butanone	K <sub>2</sub> CO <sub>3</sub>	H <sub>2</sub> O	α-Methylacrylic acid		1
C <sub>5</sub> H <sub>8</sub> OCl <sub>2</sub>	Mixture of 3,3-dichloro-2-pentanone and 2,2-dichloro-3-pentanone	K <sub>2</sub> CO <sub>3</sub>	H <sub>2</sub> O	Angelic acid 2-Ethylacrylic acid		1
C <sub>5</sub> H <sub>8</sub> OBr <sub>2</sub>	1,3-Dibromo-3-methyl-2-butanone	KOH	C <sub>2</sub> H <sub>5</sub> OH	3-Methyl-2-butenic acid		3
		NaOCH <sub>3</sub>	(C <sub>2</sub> H <sub>5</sub> ) <sub>2</sub> O	Ethyl 3-methyl-2-butenate	58	66
	1,2-Dibromo-2-methyl-3-butanone	NaOCH <sub>3</sub>	(C <sub>2</sub> H <sub>5</sub> ) <sub>2</sub> O	Methyl 3-methyl-2-butenate	42, 64	68
C <sub>6</sub> H <sub>8</sub> OBr <sub>2</sub>	2,6-Dibromocyclohexanone	NaOCH <sub>3</sub>	CH <sub>3</sub> OH	Methyl cyclopentene-1-carboxylate	(5)	110
C <sub>6</sub> H <sub>10</sub> OCl <sub>2</sub>	Mixture of 3,3-dichloro-2-hexanone and 2,2-dichloro-3-hexanone	KOH	H <sub>2</sub> O	*		72
		K <sub>2</sub> CO <sub>3</sub>	H <sub>2</sub> O	2-n-Propylacrylic acid 2-Methyl-2-pentenoic acid		1
C <sub>6</sub> H <sub>10</sub> OBr	1,3-Dibromo-3-methyl-2-pentanone	NaOCH <sub>3</sub>	(C <sub>2</sub> H <sub>5</sub> ) <sub>2</sub> O	Methyl <i>cis</i> -2-methyl-2-pentenoate	29	66
				Methyl <i>trans</i> -2-methyl-2-pentenoate	22	
	3,4-Dibromo-3-methyl-2-pentanone	NaOCH <sub>3</sub>	(C <sub>2</sub> H <sub>5</sub> ) <sub>2</sub> O	Methyl <i>trans</i> -2-methyl-3-pentenoate	55	68
C <sub>7</sub> H <sub>10</sub> OBr	2,3-Dibromo-2-methylcyclohexanone	NaOCH(CH <sub>3</sub> ) <sub>2</sub>	(CH <sub>3</sub> ) <sub>2</sub> CHOH	*		34
C <sub>7</sub> H <sub>10</sub> O <sub>3</sub> Br	$\begin{array}{c} \text{CH}_3 \\   \\ \text{BrCH}_2\text{COCCO}_2\text{C}_2\text{H}_5 \\   \\ \text{Br} \end{array}$	KOH	C <sub>2</sub> H <sub>5</sub> OH	$\begin{array}{ccc} \text{HO}_2\text{C} & & \text{H} \\ & \diagdown & / \\ & \text{C}=\text{C} & \\ & / & \diagdown \\ \text{H}_3\text{C} & & \text{CO}_2\text{H} \end{array}$		74, 75
C <sub>7</sub> H <sub>12</sub> OCl <sub>2</sub>	Mixture of 3,3-dichloro-4-heptanone and 4,4-dichloro-3-heptanone	K <sub>2</sub> CO <sub>3</sub>	H <sub>2</sub> O	Unidentified unsaturated acid		1
C <sub>8</sub> H <sub>12</sub> OCl <sub>2</sub>	2,8-Dichlorocyclooctanone	NaOH	Aq. C <sub>2</sub> H <sub>5</sub> OH	Cycloheptene-1-carboxylic acid	85	78
C <sub>8</sub> H <sub>12</sub> OBr <sub>2</sub>	1-Bromo-1-bromoacetyl-cyclohexane	NaOCH <sub>3</sub>	(C <sub>2</sub> H <sub>5</sub> ) <sub>2</sub> O	Methyl cyclohexylideneacetate	48	66
		KOH	C <sub>2</sub> H <sub>5</sub> OH	Cyclohexylideneacetic acid		115
		KOH	H <sub>2</sub> O	Cyclohexylideneacetic acid	20	101
	1,2-Dibromo-1-acetylcyclohexane	K <sub>2</sub> CO <sub>3</sub>	H <sub>2</sub> O	Cyclohexylideneacetic acid	7	101
		NaOCH <sub>3</sub>	(C <sub>2</sub> H <sub>5</sub> ) <sub>2</sub> O	Methyl cyclohexenyl-1-acetate	34	103
	2,3-Dibromo-2-methylcycloheptanone	NaOCH <sub>2</sub> C <sub>6</sub> H <sub>5</sub>	C <sub>6</sub> H <sub>5</sub> CH <sub>2</sub> OH	Benzyl 1-methylcyclohexene-2-carboxylate and benzyl 1-methylcyclohexene-6-carboxylate	(69)	34
2,8-Dibromocyclooctanone	NaOH	C <sub>2</sub> H <sub>5</sub> OH	Cycloheptene-1-carboxylic acid	87	78	
	NaOH	H <sub>2</sub> O	Cycloheptene-1-carboxylic acid	96	78	

Note: References 103 to 127 are on p. 316.

\* No normal Favorskii product was isolated.

TABLE VII—Continued

DIHALOKETONES					Yield (%)	References	
Formula	Haloketone	Base	Solvent	Rearrangement Product			
$C_8H_{14}OBr_2$	2,4-Dibromo-2,5-dimethyl-3-hexanone	$NaOCH_3$	$(C_2H_5)_2O$	$(CH_3)_2C=C(CO_2CH_3)CH-(CH_3)_2$	84	66	
$C_9H_{14}OBr_2$	2,2(?) -Dibromocyclo-nonanone	$C_6H_5N(CH_3)_2$	None	*		42	
$C_9H_{15}ONBr_2$	3,5-Dibromo-2,2,6,6-tetramethyl-4-piperidone	$NH_3$	$H_2O$	2,2,6,6-Tetramethyl-3-pyrroline-3-carboxamide		26, 69	
		$CH_3NH_2$	$H_2O$	2,2,6,6-Tetramethyl-3-pyrroline-3-N-methyl-carboxamide		26, 116	
		$RNH_2$	None	2,2,6,6-Tetramethyl-3-pyrroline-3-N-alkyl-carboxamides		26, 116	
$C_{10}H_{14}OCl_2$	3,3-Dichloro- <i>trans</i> -2-decalone	$Na_2CO_3$	$H_2O$	*		117	
$C_{10}H_{14}O_5Br_2$	$\begin{array}{c} CO_2C_2H_5 \\   \\ BrCH_2COCCH_2CO_2C_2H_5 \\   \\ Br \end{array}$	$BaCO_3$	$H_2O$	$\begin{array}{ccc} HO_2C & & H \\ & \diagdown & / \\ & C=C & \\ & / & \diagdown \\ HO_2CCH_2 & & CO_2H \end{array}$		16	
$C_{10}H_{16}OBr_2$	Dibromopulegone	$KOH$	$H_2O$	2-Methyl-5-isopropylidene-cyclopentanecarboxylic acid (and unidentified congeners)		73	
	2,2(?) -Dibromocyclo-decanone	$C_6H_5N(CH_3)_2$	None	*		42	
$C_{21}H_{30}OBr_2$	17 $\alpha$ ,21-Dibromo-allo-pregnan-20-one	$KOH$	$CH_3OH$	17(20)-Allopregnen-21-oic acid		118	
$C_{21}H_{30}O_2F_2$	21,21-Difluoro-5-pregnen-3 $\beta$ -ol-20-one	$NaOCH_3$	$CH_3OH$	Methyl 5,17(20)- <i>trans</i> -pregnadien-3 $\beta$ -ol-21-oate	30	64a	
$C_{21}H_{32}O_2Br_2$	17 $\alpha$ ,21-Dibromopregnan-3 $\beta$ -ol-20-one	$KOH$	$CH_3OH$	17(20)-Pregnen-3 $\beta$ -ol-21-oic acid	55	119	
$C_{23}H_{32}O_3BrI$	17 $\alpha$ -Bromo-21-iodo-5-pregnen-3 $\beta$ -ol-20-one acetate	$KOH$	$CH_3OH$	5,17(20)-Pregnadien-3 $\beta$ -ol-21-oic acid	85, 100 (crude)	120-122	
		$KOH$	$CH_3OH$	 CXI	(R = H and $CH_3$ )	ca. 25	71
				 CXII	(R = H and $CH_3$ )	ca. 15	
$C_{23}H_{32}O_4Br_2$	17 $\alpha$ ,21-Dibromopregnan-3 $\alpha$ -ol-11,20-dione acetate	$KOH$	Aq. $CH_3OH$	17(20)-Pregnen-3 $\alpha$ -ol-11-one-21-oic acid	70	10, 64	

Note: References 103 to 127 are on p. 316.

\* No normal Favorskii product was isolated.

TABLE VII—Continued

DIHALOKETONES						
Formula	Haloketone	Base	Solvent	Rearrangement Product	Yield (%)	References
C <sub>23</sub> H <sub>34</sub> O <sub>3</sub> Br <sub>2</sub>	16,17-Dibromopregnan-3 $\beta$ -ol-20-one acetate	KOH	CH <sub>3</sub> OH	17(20)-Pregnen-3 $\beta$ -ol-21-oic acid	60	67
				Methyl 17(20)-pregnen-3 $\beta$ -ol-21-oate	8	
	17 $\alpha$ ,21-Dibromo-allopregnan-3 $\beta$ -ol-20-one acetate	KOH	CH <sub>3</sub> OH	17(20)-Allopregnen-3 $\beta$ -ol-21-oic acid	83	115
		KOH or aq. KHCO <sub>3</sub>	CH <sub>3</sub> OH	17(20)-Allopregnen-3 $\beta$ -ol-21-oic acid and methyl ester		93, 102
C <sub>25</sub> H <sub>30</sub> O <sub>5</sub> Br <sub>2</sub>	21,21-Dibromo-21-ethoxyoxaly-1,4-pregnadien-3,20-dione	NaOCH <sub>3</sub>	CH <sub>3</sub> OH	Methyl 1,4,17(20)-pregnatrien-3-one-21-oate†	40	123
C <sub>25</sub> H <sub>30</sub> O <sub>6</sub> Br <sub>2</sub>	21,21-Dibromo-21-ethoxyoxaly-1,4-pregnadien-11 $\alpha$ -ol-3,20-dione	NaOCH <sub>3</sub>	CH <sub>3</sub> OH	Methyl 1,4,17(20)-pregnatrien-11 $\alpha$ -ol-3-one-21-oate†		123
C <sub>25</sub> H <sub>32</sub> O <sub>6</sub> Br <sub>2</sub>	21,21-Dibromo-21-ethoxyoxaly-4-pregnen-3,11,20-trione	NaOCH <sub>3</sub>	CH <sub>3</sub> OH	Methyl 4,17(20)-pregnadien-3,11-dione-21-oate†	60	124
C <sub>25</sub> H <sub>34</sub> O <sub>6</sub> Br <sub>2</sub>	21,21-Dibromo-21-ethoxyoxaly-4-pregnen-11 $\alpha$ -ol-3,20-dione	NaOCH <sub>3</sub>	CH <sub>3</sub> OH	Methyl 4,17(20)-pregnadien-11 $\alpha$ -ol-3-one-21-oate†		124
C <sub>25</sub> H <sub>36</sub> O <sub>5</sub> Br <sub>2</sub>	17,21-Dibromopregnan-3 $\alpha$ ,12 $\beta$ -diol-20-one diacetate	KOH	CH <sub>3</sub> OH	17(20)-Pregnen-3 $\alpha$ ,12 $\beta$ -diol-21-oic acid		102
C <sub>25</sub> H <sub>46</sub> O <sub>3</sub> Br <sub>2</sub>	5 $\alpha$ ,7 $\alpha$ -Dibromocholestan-3 $\beta$ -ol-6-one-acetate	C <sub>5</sub> H <sub>5</sub> N	None	B-Nor-5(6)-cholestene-3 $\beta$ -ol-6-carboxylic acid acetate	23	70

Note: References 103 to 127 are on p. 316.

† In the absence of excess base the thermodynamically less stable  $\Delta^{17(20)}$ -*cis* ester (partial structure CXII) is obtained.<sup>123-125</sup>

TABLE VIII  
TRIHALOKETONES

Formula	Haloketone	Base	Solvent	Rearrangement Product	Yield (%)	References
$C_5H_7OBr_3$	1,1,3-Tribromo-3-methyl-2-butanone	KOH	Aq. $C_2H_5OH$	2-Bromo-3-methyl-2-butenic acid	10	77
		KOH	$H_2O$	*		3
$C_7H_9OClBr_2$	2-Chloro-2,7-dibromocycloheptanone	$CH_3CO_2Na$	Aq. $C_2H_5OH$	2-Chloro-1-cyclohexene-carboxylic acid	43-55	78
$C_8H_{11}OCl_3$	2,2,8-Trichlorocyclo-octanone	NaOH	Aq. $C_2H_5OH$	2-Chlorocycloheptene-1-carboxylic acid	68	78
$C_8H_{11}OBr_3$	1-Bromo-1-dibromoacetylcyclohexane	KOH	$C_2H_5OH$	$\alpha$ -Bromocyclohexylideneacetic acid	33	77
	2,2,8-Tribromocyclo-octanone	$NaOC_2H_5$	$C_2H_5OH$	Ethyl 2-bromocycloheptene-1-carboxylate	83	78
		NaOH	$H_2O$	2-Bromocycloheptene-1-carboxylic acid	83	78
		$CH_3CO_2Na$	$C_2H_5OH$	Ethyl 2-bromocycloheptene-1-carboxylate		78
		$CH_3CO_2Na$	$CH_3CO_2H$	2-Bromocycloheptene-1-carboxylic acid	83	78
		$HCO_2Na$	$C_2H_5OH$	Ethyl 2-bromocycloheptene-1-carboxylate		78
$C_{23}H_{31}O_3Br_3$	17 $\alpha$ ,21,21-Tribromo-5-pregnen-3 $\beta$ -ol-20-one acetate	KOH	Aq. $CH_3OH$	20-Bromo-5,17(20)-pregnadien-3 $\beta$ -ol-21-oic acid	72	71
$C_{23}H_{33}O_3Br_3$	17 $\alpha$ ,21,21-Tribromopregnan-3 $\beta$ -ol-20-one acetate	KOH	$C_2H_5OH$	20-Bromo-17(20)-pregnen-3 $\beta$ -ol-21-oic acid	57, 61	77
$C_{25}H_{35}O_5Br_3$	17,21,21-Tribromo-3 $\alpha$ ,12 $\alpha$ -diacetoxypregnen-20-one	KOH	Aq. $C_2H_5OH$	20-Bromo-17(20)-pregnen-3 $\alpha$ ,12 $\alpha$ -diol-21-oic acid		126
$C_{29}H_{33}O_9Br_3$	2,21,21-Tribromo-2,21-bis-ethoxyoxalyl-4-pregnen-3,11,20-trione	$NaOCH_3$	$CH_3OH$	Methyl 2-bromo-4,17(20)-pregnadiene-3,11-dione-21-carboxylate	58	127

Note: References 103 to 127 are on p. 316.

\* No normal FavorskiĀ product was isolated.



## REFERENCES FOR TABLES III-VIII

- <sup>103</sup> Richard, *Bull. soc. chim. France*, [5] **5**, 286 (1938).  
<sup>104</sup> Favorskiĭ and Bozhovskii, *J. Russ. Phys.-Chem. Soc.*, **50**, 582 (1920) [*C.A.*, **18**, 1476 (1924)].  
<sup>105</sup> Jackman, Bergman, and Archer, *J. Am. Chem. Soc.*, **70**, 497 (1948).  
<sup>106</sup> Favorskiĭ and Bozhovskii, *J. Russ. Phys.-Chem. Soc.*, **46**, 1097 (1914) [*C.A.*, **9**, 1900 (1915)].  
<sup>107</sup> Mousseron, Winternitz, and Jacquier, *Bull. soc. chim. France*, [5] **14**, 83 (1947).  
<sup>108</sup> Mousseron, Richaud, and Granger, *Bull. soc. chim. France*, [5] **13**, 625 (1946).  
<sup>109</sup> Steadman, *J. Am. Chem. Soc.*, **82**, 1606 (1940).  
<sup>110</sup> Mousseron, Jacquier, Fontaine, and Canet, *Compt. rend.*, **232**, 1562 (1951).  
<sup>111</sup> Mousseron and Phuoc Du, *Compt. rend.*, **218**, 281 (1944).  
<sup>112</sup> Engel and Just, *J. Am. Chem. Soc.*, **76**, 4909 (1954).  
<sup>113</sup> Engel, *J. Am. Chem. Soc.*, **77**, 1064, (1955).  
<sup>114</sup> Marker and Wagner, *J. Am. Chem. Soc.*, **84**, 216 (1942).  
<sup>115</sup> Marker, Crooks, Wagner, and Wittbecker, *J. Am. Chem. Soc.*, **64**, 2089 (1942).  
<sup>116</sup> Pauly and Boehm, *Ber.*, **33**, 919 (1900).  
<sup>117</sup> Lehmann and Krätschell, *Ber.*, **68**, 360 (1935).  
<sup>118</sup> Marker et al., *J. Am. Chem. Soc.*, **64**, 822 (1942).  
<sup>119</sup> Marker, Crooks, and Wagner, *J. Am. Chem. Soc.*, **64**, 817 (1942).  
<sup>120</sup> Julian and Karpel, *J. Am. Chem. Soc.*, **72**, 362 (1950).  
<sup>121</sup> Marker, Crooks, Jones, and Shabica, *J. Am. Chem. Soc.*, **64**, 1276 (1942).  
<sup>122</sup> Sondheimer, Mancera, Urquiza, and Rosenkranz, *J. Am. Chem. Soc.*, **77**, 4145 (1955).  
<sup>123</sup> Magerlein and Hogg, *J. Am. Chem. Soc.*, **80**, 2220 (1958).  
<sup>124</sup> Hogg et al., *J. Am. Chem. Soc.*, **77**, 4436 (1955).  
<sup>125</sup> J. Hogg, private communication.  
<sup>126</sup> Adams, Patel, Petrow, and Stuart-Webb, *J. Chem. Soc.*, **1954**, 1825.  
<sup>127</sup> Hogg et al., *J. Am. Chem. Soc.*, **77**, 4438 (1955).

## CHAPTER 5

# OLEFINS FROM AMINES: THE HOFMANN ELIMINATION REACTION AND AMINE OXIDE PYROLYSIS

ARTHUR C. COPE

*Massachusetts Institute of Technology*

ELMER R. TRUMBULL

*Colgate University*

### CONTENTS

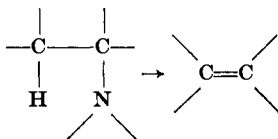
	PAGE
INTRODUCTION . . . . .	319
THE HOFMANN EXHAUSTIVE METHYLATION . . . . .	320
MECHANISM . . . . .	322
DIRECTION OF ELIMINATION . . . . .	331
Aliphatic Amines . . . . .	332
Alicyclic Amines . . . . .	336
Heterocyclic Amines . . . . .	338
The Hofmann Rule . . . . .	348
REACTION WITH DIAMINES . . . . .	349
SIDE REACTIONS: ALKYLATIONS BY QUATERNARY COMPOUNDS . . . . .	350
Alcohol Formation . . . . .	350
Ethers and Epoxides . . . . .	352
ISOMERIZATION OF OLEFINS FORMED . . . . .	355
MOLECULAR REARRANGEMENTS . . . . .	356
ANALOGOUS "ONIUM" COMPOUNDS . . . . .	357
EXPERIMENTAL CONSIDERATIONS . . . . .	357
NATURE OF THE BASE . . . . .	357

	PAGE
PYROLYSIS OF AMINE OXIDES . . . . .	361
Mechanism . . . . .	362
DIRECTION OF ELIMINATION . . . . .	363
Acyclic Amines . . . . .	363
Alicyclic Amines . . . . .	365
Heterocyclic Amines . . . . .	368
Side Reactions . . . . .	368
DECOMPOSITION OF AMINE PHOSPHATES . . . . .	371
DECOMPOSITION OF ACYL DERIVATIVES OF AMINES . . . . .	371
REACTION OF QUATERNARY SALTS WITH ORGANOMETALLIC COMPOUNDS OR ALKALI METAL AMIDES . . . . .	373
COMPARISON OF METHODS . . . . .	374
EXPERIMENTAL CONDITIONS AND PROCEDURES . . . . .	376
Isolation of Products . . . . .	377
Preparation of Amine Oxides . . . . .	378
Phosphoric Acid Deamination . . . . .	379
Cycloheptyltrimethylammonium Iodide. Alkylation with Methyl Iodide. . . . .	379
<i>n</i> -Propyltrimethylammonium Iodide. Alkylation of Trimethylamine . . . . .	380
Di- <i>n</i> -butyldiisoamylammonium Iodide. Alkylation of a Hindered Amine . . . . .	380
Preparation of Silver Oxide . . . . .	380
Di- <i>n</i> -butyldiisoamylammonium Hydroxide. Use of Silver Oxide . . . . .	381
Decomposition of Di- <i>n</i> -butyldiisoamylammonium Hydroxide . . . . .	381
1-Hexene. Methylation with Dimethyl Sulfate and Decomposition of the Sulfate . . . . .	381
des- <i>N</i> -Methylaphylline. Decomposition of a Quaternary Hydroxide under Reduced Pressure . . . . .	382
Dihydro-des- <i>N</i> -dimethylcystisine. Decomposition Followed by Hydro- genation . . . . .	382
Decomposition of Cyclopropyltrimethylammonium Hydroxide. High Temperature Decomposition . . . . .	383
1-Benzoyl-7-propionylheptatriene. Decomposition of a $\beta$ Amino Ketone . . . . .	383
<i>N</i> -Uramidohomomeroquinene. Decomposition of a Quaternary Iodide with Excess Base . . . . .	384
Preparation and Decomposition of Cyclohexylphenethyldimethylammonium Hydroxide. Use of Thallous Hydroxide . . . . .	384
<i>trans</i> -1,2-Octalin. Use of Silver Sulfate and Barium Hydroxide . . . . .	385
des- <i>N</i> -Methyldihydro- $\beta$ -erythroidinol. Use of an Ion Exchange Resin . . . . .	385
Cularinemethine. Decomposition in Aqueous Solution with Added Base . . . . .	386
Methylenecyclohexane and <i>N,N</i> -Dimethylhydroxylamine Hydrochloride . . . . .	386
<i>N,N</i> -Dimethylcycloöctylamine Oxide . . . . .	386
<i>cis</i> -Cycloöctene . . . . .	387

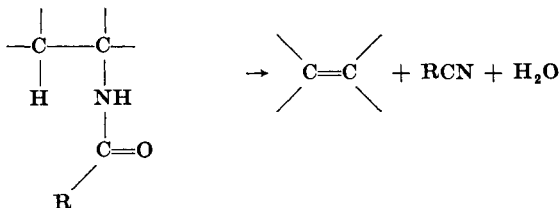
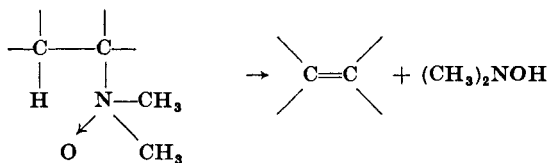
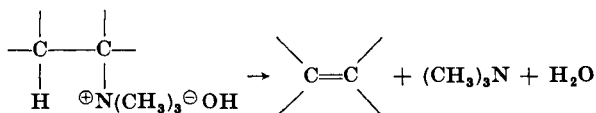
	PAGE
TABULAR SURVEY . . . . .	387
Table XI. Epoxides from $\beta$ Amino Alcohols . . . . .	389
Table XII. Pyrolysis of Amines with Phosphoric Acid or Phosphorus Pentoxide . . . . .	391
Table XIII. Olefins from Acetyl Derivatives of Amines . . . . .	393
Table XIV. Pyrolysis of Amine Oxides . . . . .	394
Table XV. Pyrolysis of Oxides of Tertiary Amines without N-Methyl Groups	400
Table XVI. Decomposition of Quaternary Ammonium Compounds . . . . .	401
Table XVII. Quaternary Compounds that Contain No N-Methyl Groups . . . . .	430
Table XVIII. Hofmann Elimination Reaction with Alkaloids . . . . .	433
Table XIX. List of Alkaloids by Type . . . . .	487

## INTRODUCTION\*

The conversion of an amine to an olefin by elimination of the nitrogen atom and an adjoining hydrogen atom is a useful procedure for degradation and synthesis.



The Hofmann exhaustive methylation method has been used most often to bring about this change, but other methods such as the thermal decomposition of amine oxides and the pyrolysis of amine phosphates or acetyl or benzoyl derivatives have often been employed to advantage.

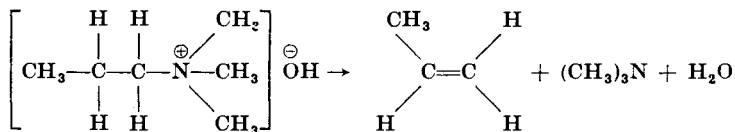


\* The authors are indebted to Robert W. Gleason for checking the literature referred to in the final draft of this chapter.

In this chapter the Hofmann elimination will be reviewed first because of its extensive history. This will be followed by a consideration of the alternative methods and a comparison of these reactions as a means of converting amines to olefins.

### THE HOFMANN EXHAUSTIVE METHYLATION\*

Decomposition of a quaternary ammonium hydroxide with the formation of a tertiary amine, an olefin, and water was reported by Hofmann in 1851.<sup>1, 2</sup> However, it was only with his application of the reaction to the study of the structure of piperidines in 1881<sup>3, 4</sup> that the utility of this method in the investigation of nitrogenous bases was appreciated. Since then it has become a routine step in the study of alkaloids. Since a methyl group cannot be eliminated as an olefin, cleavage must take place to free another group from the nitrogen atom. If the original amine is



heterocyclic, this cleavage gives rise to a compound containing both an olefinic and a tertiary amino group. Repetition of the procedure yields a diene and trimethylamine. The degradation of N-methylpyrrolidine<sup>5</sup> (I) may be used to illustrate these steps.

\* The term "Hofmann degradation" is often used to describe the reaction sequence under discussion but may be confusing because it is also used to designate the Hofmann hypobromite reaction (*Organic Reactions*, Vol. III, Chapter 7). Furthermore, some authors distinguish between the pyrolysis of a quaternary ammonium hydroxide itself and the pyrolysis of the same compound in the presence of excess alkali hydroxide, calling only the latter a "Hofmann degradation." Recently it has been proposed to restrict the phrase "exhaustive methylation" to those instances in which the procedure of methylation and pyrolysis is carried through enough stages to eliminate the nitrogen atom from the original molecule. However, most authors seem to use the phrase "exhaustive methylation" to designate an elimination reaction which involves the preparation of a quaternary ammonium compound by methylation and pyrolysis of this compound in the presence of base or pyrolysis of the corresponding quaternary hydroxide. It is in this sense that "Hofmann exhaustive methylation" is used in this chapter. The more general phrases "decomposition of quaternary salts" and "decomposition of quaternary hydroxides" will be used to denote reactions that do not fit the foregoing definition.

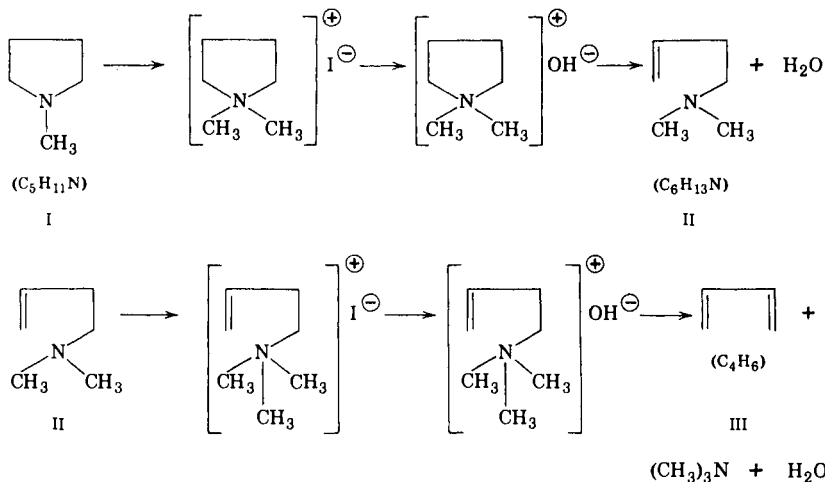
<sup>1</sup> Hofmann, *Ann.*, **78**, 253 (1851).

<sup>2</sup> Hofmann, *Ann.*, **79**, 11 (1851).

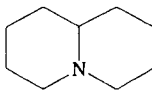
<sup>3</sup> Hofmann, *Ber.*, **14**, 494 (1881).

<sup>4</sup> Hofmann, *Ber.*, **14**, 659 (1881).

<sup>5</sup> Ciamician and Magnaghi, *Ber.*, **18**, 2079 (1885).



In compounds like quinolizidine derivatives in which the nitrogen atom is located at a bridgehead, three such steps would be necessary to eliminate it as trimethylamine.



Quinolizidine

Thus the degradation not only introduces a new functional group, the olefinic double bond, which allows further degradation, but the number of steps required to liberate the nitrogen atom as trimethylamine is an indication of its situation in the original compound. In some instances the course of the reaction has been cited as evidence for a particular stereochemical assignment in the original amine.<sup>6, 7</sup>

In order to describe these reaction products in cases in which the structure of the parent amine is still unknown, or systematic nomenclature would be too cumbersome, two systems are in common use. According to the "methine" system, the Hofmann product is called the methine or methine base of the parent alkaloid; so II would be pyrrolidinemethine. The product obtained by repeating the process of methylation and pyrolysis would be the *bis*-methine and that obtained after three steps, a *tris*-methine. This nomenclature is used widely in naming degradation products of morphine and its derivatives and some other alkaloids. The

<sup>6</sup> Findlay, *J. Am. Chem. Soc.*, **76**, 2855 (1954).

<sup>7</sup> Goutarel, Janot, Prelog, and Sneedon, *Helv. Chim. Acta*, **34**, 1962 (1951).

alternative "des" system takes advantage of the fact that, after each step of the Hofmann degradation, one more methyl group has been added to the nitrogen atom. When the amino group is finally eliminated, the resulting compound may be described as the "des aza" derivative. Thus II would be des-N-dimethylpyrrolidine and III would be des-aza-pyrrolidine. The product is called the "des" base of the parent amine with a prefix to indicate the number of methyl groups which have been added to the nitrogen atom.

In addition to its value in alkaloid studies, the Hofmann elimination reaction has been useful in the preparation of certain cyclic olefins such as cyclopropene<sup>8</sup> and *trans*-cyclooctene.<sup>9</sup> It may be useful also in preparing other olefins of known configuration although little advantage has been taken of this possibility.

### MECHANISM

The decomposition of quaternary ammonium compounds was described as belonging to that class of bimolecular elimination reactions called E2 reactions by Hughes, Ingold, and Patel in 1933.<sup>10</sup> Subsequent work has served to confirm the opinion that this is the usual course of the reaction, but it has also revealed cases in which this mechanism is not correct. In some instances the nature of the alternative mechanism seems clear, while in others a choice cannot be made at present. In this section consideration will be given first to the E2 process and then to the other possibilities. It may be well to point out here, however, that the fact that mechanisms other than E2 are known to prevail in some Hofmann eliminations and that these do not require *trans* elimination means that it is not safe to assign stereochemical configuration to an amine on the basis of this reaction alone.

The general requirements of the Hofmann elimination reaction suggest that a moderately strong base, a  $\beta$  hydrogen atom, and a positively charged nitrogen center are involved since all of these are usually necessary. Most quaternary salts do not undergo elimination in the presence of phenoxide or acetate ions<sup>11</sup> or amines;<sup>12</sup> quaternary salts derived from phenethylamines do. Elimination proceeds without difficulty in many compounds that do not have an  $\alpha$  hydrogen atom. Several examples of this type can be found in the tables at the end of this chapter. These observations are in accord with either a concerted process (E2) or a stepwise reaction (Elcb, El

<sup>8</sup> Schlatter, *J. Am. Chem. Soc.*, **63**, 1733 (1941).

<sup>9</sup> Cope, Pike, and Spencer, *J. Am. Chem. Soc.*, **75**, 3212 (1953).

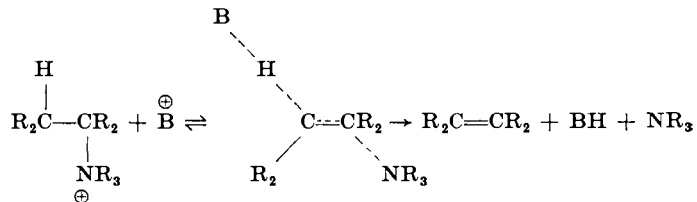
<sup>10</sup> Hughes, Ingold, and Patel, *J. Chem. Soc.*, **1933**, 526.

<sup>11</sup> Hanhart and Ingold, *J. Chem. Soc.*, **1927**, 997.

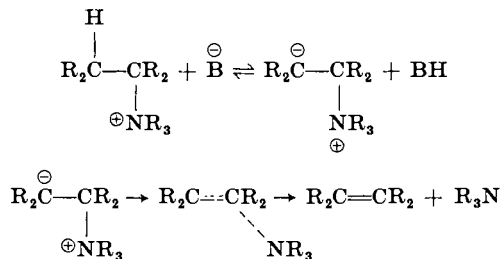
<sup>12</sup> Hunig and Baron, *Chem. Ber.*, **90**, 395 (1957).

elimination in the conjugate base) in which the  $\beta$  hydrogen atom is removed first, forming a carbanion intermediate. Actually, as Ingold pointed out in 1933<sup>10</sup> and as has been restated recently,<sup>13</sup> these mechanisms may be taken as extremes which merge as the lifetime of the carbanion is considered to become shorter in the stepwise reaction or as the degree of carbon to hydrogen bond breaking in the transition state becomes greater in the concerted process.

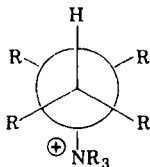
Concerted: E2



Stepwise: E1cb



A choice between these mechanisms cannot be made on the basis of kinetic order, since both require second order behavior. The two extremes in mechanism do, however, lead to different predictions about the stereochemistry of the process. One of the requirements of the E2 mechanism is that the hydrogen atom and the nitrogen group involved in the elimination process be coplanar and in the *trans* conformation. This arrangement is shown using Newman's convention.<sup>14</sup> (It must be

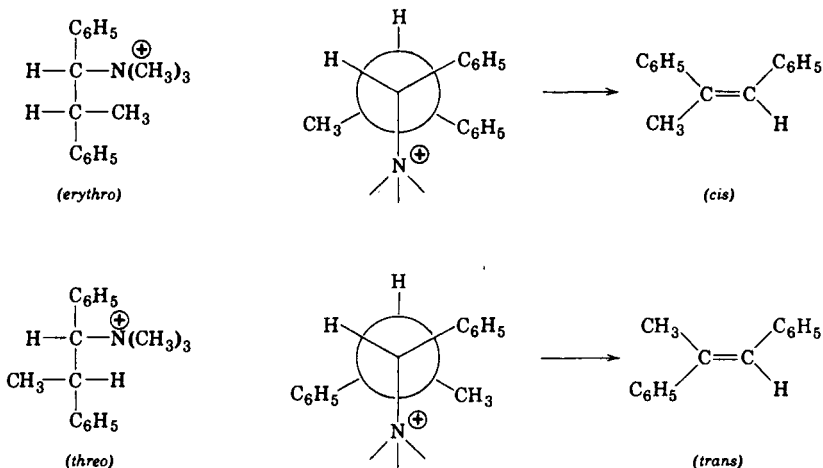


<sup>13</sup> Saunders and Williams, *J. Am. Chem. Soc.*, **79**, 3712 (1957).

<sup>14</sup> Newman, *Steric Effects in Organic Chemistry*, John Wiley and Sons, New York, 1956, Chap. 1.



emphasized that *trans* as used in the phrase "*trans* elimination" is employed in this sense and does not refer to the geometrical isomer of the olefin produced in such an elimination; with suitable starting materials either a *cis* or a *trans* olefin can be prepared by a stereospecific elimination.) If the substituent groups are properly chosen, it is possible to test the *trans* nature of an elimination reaction. This criterion has been applied very convincingly to the Hofmann elimination in 1,2-diphenylpropylamines by treating the quaternary iodides with ethoxide ion in ethanol.<sup>15</sup> The *erythro* and *threo* isomers were studied separately and found to undergo stereospecific *trans* elimination. The *erythro* form gives *cis*-1,2-diphenylpropene, while the *threo* compound gives the *trans* olefin. It is also a consequence of the relatively rigid geometrical requirements of the transition state in these isomers that the *threo* form should react more rapidly than the *erythro* form, and this prediction was verified.

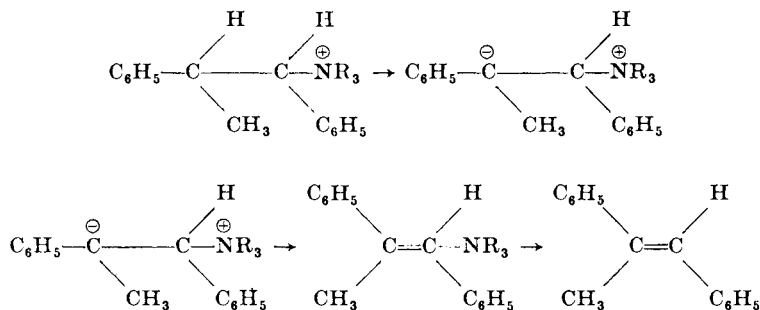


There can be no clearer demonstration of the E2 mechanism; the only question that may arise is how far these results can be extrapolated to other compounds and to other reaction conditions.

A study of the elimination reaction with the same compounds using *t*-butoxide ion in *t*-butyl alcohol<sup>15</sup> provides an example of the consequences of the stepwise mechanism and emphasizes the risk of extrapolation from one set of conditions to another. In this instance both the *erythro* and *threo* forms gave the same *trans* olefin and the isomers reacted at virtually the same rate. The *cis* olefin was shown to be stable under the reaction conditions, so it cannot have been formed and then isomerized. These

<sup>15</sup> Cram, Greene, and Depuy, *J. Am. Chem. Soc.*, **78**, 790 (1956).

are the results to be expected of the two-step reaction if the carbanion has an appreciable lifetime. Presumably the change from the E2 mechanism to the stepwise mechanism is due to the greater basicity of the *t*-butoxide ion which favors removal of the  $\beta$  hydrogen atom to a greater degree than does ethoxide ion. The carbanion then equilibrates so that the species obtained from either the *erythro* or the *threo* compound is the same and must go through the rate- and product-determining steps in the same way. In this instance these steps lead to the formation of the *trans* isomer, presumably because the transition state from carbanion to *trans* product involves less steric interaction than the one leading to *cis* olefin.



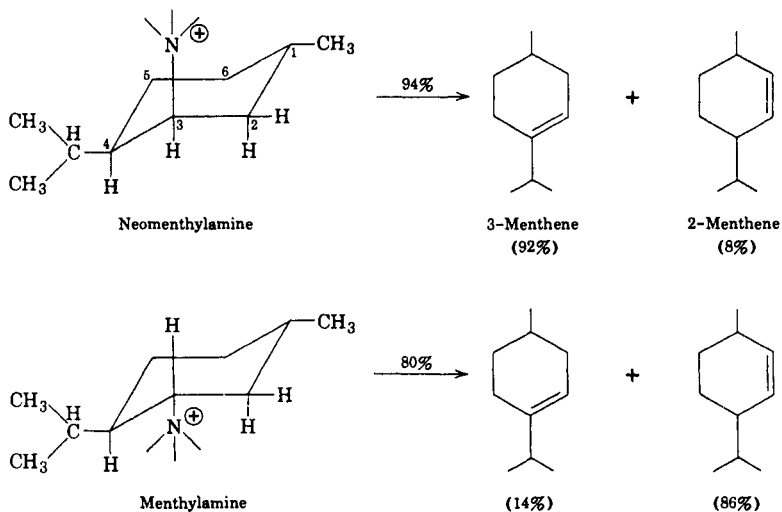
Other evidence for the *trans* nature of the Hofmann elimination reaction is provided by a study of the olefins produced from the *N,N,N*-trimethylammonium hydroxides of menthyl- and neomenthyl-amine.<sup>16, 17</sup> With neomenthylamine there is a hydrogen atom in the *trans* relationship to the amino group on both  $\beta$  carbon atoms, and elimination can give either 2-menthene or 3-menthene. The predominance of the latter isomer is taken to indicate that, given suitable geometry, the hydrogen atom at the 4 position is removed preferentially. The course of the reaction of menthylamine that yields 2-menthene as the major product must be governed by the fact that in menthylamine the only *trans* hydrogen atom suitable for elimination is the one located on the 2 carbon atom. The change in product composition is some measure of the preference for *trans* elimination in this series. The 3-menthene produced from menthylamine must be formed by some other reaction path. (See equation on p. 326.)

Similar evidence for *trans* elimination in alicyclic amines is provided by certain 3-amino steroids in the  $5\alpha$ -cholestane and  $5\alpha$ -pregnane (A-B *trans*) series.<sup>18</sup> In these compounds conversion of one chair form to

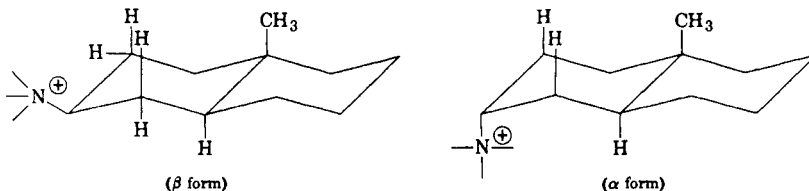
<sup>16</sup> Cope and Acton, *J. Am. Chem. Soc.*, **80**, 355 (1958).

<sup>17</sup> McNiven and Read, *J. Chem. Soc.*, **1952**, 153.

<sup>18</sup> Haworth, McKenna, and Powell, *J. Chem. Soc.*, **1953**, 1110.



another whereby all axial positions become equatorial and vice-versa is prohibited by the fused ring system. Consequently the equatorial  $\beta$  amino isomers have no hydrogen atom in the coplanar *trans* orientation but the axial  $\alpha$  isomers do. Only the  $\alpha$  forms undergo elimination in



reasonable yield. A similar illustration is provided by the 6-amino-cholestanes, except that in this system the  $6\beta$  amine has the axial conformation.<sup>19</sup> However, with a double bond in the 5 position, the stereospecificity is lost and the  $3\beta$  amino compounds give the 3,5-diene.<sup>18</sup>


Evidence for the E2 mechanism instead of the two-step process in a simple alkyl ammonium compound is provided by the studies of Shiner and Smith,<sup>20</sup> who found that hydrogen atoms in the position  $\beta$  to the amino group were not exchanged for deuterium atoms during reaction although  $\alpha$  hydrogen atoms were exchanged. Furthermore, by comparing the rate of decomposition of ethyl-2,2,2- $d_3$ -trimethylammonium hydroxide

<sup>19</sup> Gent and McKenna, *J. Chem. Soc.*, **1959**, 137.

<sup>20</sup> Shiner and Smith, *J. Am. Chem. Soc.*, **80**, 4095 (1958).

with that of ethyltrimethylammonium hydroxide, it was found that replacement of hydrogen by deuterium caused roughly a four-fold decrease in rate. This isotope effect shows that a  $\beta$  hydrogen atom is involved in the rate-determining step, and lack of exchange at the  $\beta$  position shows that any intermediate carbanion that may be postulated collapses to olefin much more rapidly than it is neutralized by solvent, indicating that the elimination reaction is of the E2 type.

Evidence for the E2 mechanism is provided by kinetic, stereochemical, and isotope exchange data for aliphatic and alicyclic amines. Yet, one instance has already been discussed<sup>15</sup> in which use of *t*-butoxide ion as the base caused a change to a non-stereospecific reaction, presumably proceeding through the intermediate carbanion. Usually the E1cb mechanism requires a higher free energy of activation than the E2 process, but conditions may be found in which this relationship is reversed. The reaction of *cis*- and *trans*-2-phenylcyclohexylammonium compounds may provide an example of this type. Both substances yield 1-phenylcyclohexene.<sup>21</sup> The *trans* isomer cannot do this by *trans* elimination since the only suitably located *trans* hydrogen atom is the one that would be lost



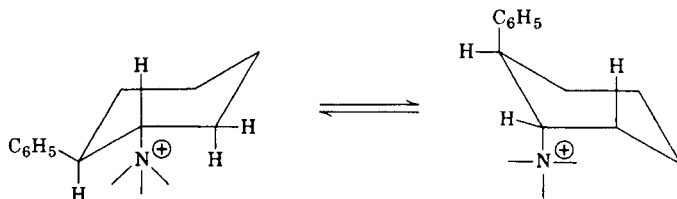
to give 3-phenylcyclohexene. It has been shown that 3-phenylcyclohexene does not isomerize rapidly enough under the reaction conditions to account for its absence in the reaction products.<sup>22</sup> Conclusive evidence that a direct elimination to form 1-phenylcyclohexene must be involved was provided by a study of the reaction using *trans*-2-phenylcyclohexyltrimethylammonium hydroxide bearing deuterium atoms on carbon atoms 3 and 6. The 1-phenylcyclohexene formed in 91% yield contained no detectable amount of the 3-phenyl isomer and had the same deuterium content as the quaternary base from which it was prepared.<sup>23</sup> The difference between the direction of elimination in this compound and that in the structurally similar menthylamine has been attributed to the effect of the phenyl group in increasing the acidity of the  $\beta$  hydrogen atom. It is also true that *trans* elimination in *trans*-2-phenylcyclohexylamine would require both the phenyl and trimethylamino groups to assume axial

<sup>21</sup> Arnold and Richardson, *J. Am. Chem. Soc.*, **76**, 3649 (1954).

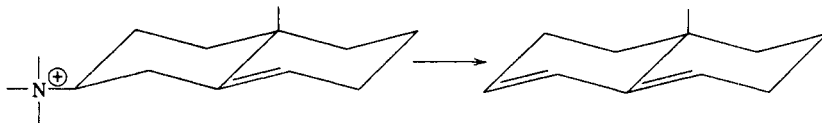
<sup>22</sup> Weinstock and Bordwell, *J. Am. Chem. Soc.*, **77**, 6706 (1955).

<sup>23</sup> A. C. Cope, G. A. Berchtold, and D. L. Ross (in press, 1960).

positions, and this should be an important factor in raising the energy of the E2 transition state so that an alternative mechanism is favored. The isomeric *cis*-2-phenylcyclohexylamine may react by an E2 mechanism



forming 1-phenylcyclohexene. The observation mentioned earlier,<sup>18</sup> that introduction of a double bond into the 5 position of a steroid nucleus enabled elimination to proceed using the otherwise unreactive  $3\beta$  amino group suggests that allylic hydrogen atoms may be sufficiently acidic to enter into the two-step mechanism when the concerted process is not possible. If these examples are correctly interpreted, the intermediate carbanion mechanism may be expected to apply to compounds containing



allylic or benzylic  $\beta$  hydrogen atoms, but probably only when the *trans* elimination process is unfavorable. The mechanism in such cases is best described as non-stereospecific in that no particular geometry is required of the reactant. The reaction proceeds to give the more stable olefin, which, in the alicyclic compounds described immediately above, is *cis* and conjugated.

However, Hofmann elimination reactions that cannot proceed by a *trans* elimination mechanism are known in which the  $\beta$  hydrogen atoms are activated only by the positive nitrogen center. For these cases, it is possible to suggest the  $\beta$  carbanion mechanism, but an alternative is available.

It has been shown<sup>20,24</sup> that exchange of hydrogen for deuterium can occur in the  $\alpha$  positions of quaternary ammonium bases. Such an exchange must involve ylides ( $\alpha$  carbanions) as short-lived intermediates. It has also been shown<sup>25,25a,26</sup> that ylides are intermediates in elimination reactions

<sup>24</sup> Doering and Hoffmann, *J. Am. Chem. Soc.*, **77**, 521 (1955).

<sup>25</sup> Wittig and Polster, *Ann.*, **599**, 13 (1956).

<sup>25a</sup> Grob, Kny, and Gagneux, *Helv. Chim. Acta*, **40**, 130 (1937).

<sup>26</sup> Cope, Ciganek, and Le Bel, *J. Am. Chem. Soc.*, **81**, 2799 (1959).

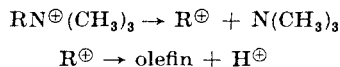
forming olefins, presumably by a cyclic *cis* mechanism similar to the one proposed for the decomposition of tertiary amine oxides (p. 362). Consequently, ylides could be intermediates in the Hofmann elimination reaction.

It has been reported<sup>27</sup> that decomposition of  $\beta$ -tritioethyltrimethylammonium hydroxide at *ca.* 150° in the presence of excess superheated steam (introduced to minimize the introduction of tritium by exchange at the  $\alpha$  positions) led to formation of trimethylamine containing 7.8% of the tritium that had been present in the quaternary base. It was concluded that the tritium was introduced into the trimethylamine by an intramolecular ylide elimination mechanism and not by exchange in the methyl groups of the quaternary ammonium hydroxide.

Similar tracer experiments with  $\beta$  deuterium labeling have led to results that are not in agreement with this conclusion.<sup>27a</sup> In the decomposition of 1-cyclohexylmethyl-1-d-trimethylammonium hydroxide at 90–110° and of  $\beta,\beta,\beta$ -trideuterioethylammonium hydroxide at *ca.* 115°, the trimethylamine formed initially contained no deuterium. As the decomposition progressed, the trimethylamine produced was found to contain increasing amounts of deuterium, paralleling exchange in the methyl groups of the quaternary hydroxide with the DOH formed by  $\beta$  elimination,

When  $\beta,\beta,\beta$ -trideuterioethyltrimethylammonium hydroxide was decomposed to the extent of 70% at 150–160° in the presence of a large excess of superheated steam, the trimethylamine formed contained less than 0.3% of monodeuteriotrimethylamine. These results appear to rule out a significant role for the ylide reaction path for the Hofmann elimination reaction of these two quaternary bases, and by inference for Hofmann eliminations in other simple compounds. With structures in which *trans* elimination cannot occur, the ylide mechanism may become important.<sup>28</sup>

Another possible reaction path leading to elimination is a two-step process in which the carbon-nitrogen bond breaks, first forming a carbonium ion and an amine (E1 mechanism). Base is not required for these



processes, and the quaternary iodides themselves undergo elimination. Pavinemethine,<sup>28</sup> N-methylemetinetetrahydromethine mono- and dimethiodides,<sup>29</sup> and the model compound IV<sup>30</sup> react in this way. In these

<sup>27</sup> Weygand, Daniel, and Simon, *Chem. Ber.*, **91**, 1691 (1958).

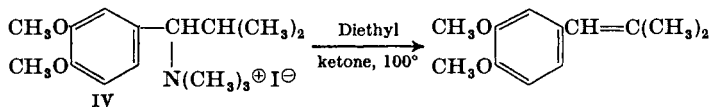
<sup>27a</sup> A. C. Cope, N. A. Le Bel, P. T. Moore, and W. R. Moore, to be published.

<sup>28</sup> Battersby and Binks, *J. Chem. Soc.*, **1955**, 2888.

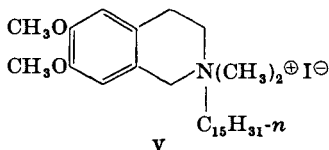
<sup>29</sup> Battersby and Openshaw, *J. Chem. Soc.*, **1949**, S59.

<sup>30</sup> Norcross and Openshaw, *J. Chem. Soc.*, **1949**, 1174.

cases the carbonium ion postulated is benzylic and stabilized by a methoxyl group in the para position. Reaction with the solvent to form an alcohol

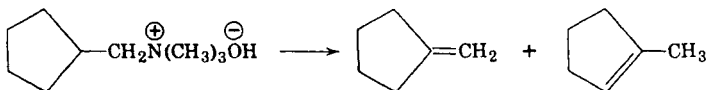


or ether is an important side reaction in this process unless a non-hydroxylic solvent such as a ketone is used. The decomposition of the methiodides in the absence of base does not occur when the nitrogen atom is heterocyclic, as in emetine itself, in many other alkaloids containing the tetrahydroisoquinoline nucleus, and in such model compounds as V.<sup>31</sup>



The molecular rearrangements typical of carbonium ion reactions usually are not observed in Hofmann eliminations even with systems of the neopentyl type.<sup>32</sup> However, neobornyltrimethylammonium iodide in the presence of base in aqueous ethylene glycol yields camphene as the major product plus some tricyclene and bornylene.<sup>33</sup> Dry distillation of bornyl- or neobornyl-ammonium hydroxide produces bornylene without rearrangement.<sup>33</sup>

One reaction that is not readily accommodated by any of the preceding mechanisms is the formation of 1-methylcyclopentene during the decomposition of cyclopentylmethyltrimethylammonium hydroxide.<sup>34</sup> The proportion of 1-methylcyclopentene in the olefin mixture formed was as great as 29%. In some way, migration of a hydrogen atom to the  $\alpha$  carbon atom has occurred, and experiments with cyclopentylmethylamine labeled with deuterium at the  $\beta$  position have shown that this atom is not the one which shifts.<sup>35</sup>



<sup>31</sup> Pailer and Bilek, *Monatsh.*, **79**, 135 (1948).

<sup>32</sup> Stevens and Richmond, *J. Am. Chem. Soc.*, **63**, 3132 (1941).

<sup>33</sup> McKenna and Slinger, *J. Chem. Soc.*, **1958**, 2759.

<sup>34</sup> Cope, Bumgardner, and Schweizer, *J. Am. Chem. Soc.*, **79**, 4729 (1957).

<sup>35</sup> N. A. Le Bel, unpublished results.

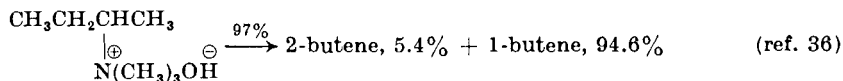
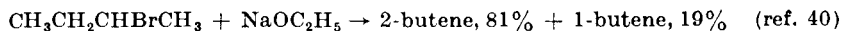
## DIRECTION OF ELIMINATION

Predictions of the olefins which will be formed from unsymmetrical quaternary bases can be based upon the many studies of decompositions with compounds of the type  $\text{RR}'\text{N}^{\oplus}(\text{CH}_3)_2\text{OH}^{\ominus}$  or  $\text{R}_2\text{R}'_2\text{N}^{\oplus}\text{OH}^{\ominus}$  in which the ratios of olefins derived from R and R' have been compared.<sup>36, 37</sup> Similar information can be obtained from studies of the decomposition of compounds of the type  $\text{RCH}_2\text{CHN}^{\oplus}(\text{CH}_3)_3\text{OH}^{\ominus}$  or from comparison of



the ratio of elimination to displacement in a series of quaternary hydroxides such as  $\text{RCH}_2\text{CH}_2\text{N}^{\oplus}(\text{CH}_3)_3\text{OH}^{\ominus}$  and  $\text{R}'\text{CH}_2\text{CH}_2\text{N}^{\oplus}(\text{CH}_3)_3\text{OH}^{\ominus}$ , etc.<sup>11, 38, 39</sup> The goal in most of this research has been to contribute to an understanding of the reaction mechanism rather than to prepare olefins. The results have been summarized in the various expressions of the Hofmann rule for elimination reactions of "onium" compounds. However, no simple expression of this rule will apply to a very wide range of amines, and discussion of the rule will be deferred until the results of eliminations with different types of amines have been presented.

For many years the only evidence on which to base a discussion of the Hofmann elimination reaction was knowledge of the general reaction conditions and the direction of elimination. Largely because of the reaction conditions, the mechanism was assumed to be of the E2 type, yet the olefin formed from a quaternary base is very often not the one that would be produced by an E2 elimination of the corresponding halide. In providing explanations for the course that elimination will take in a given



case, three general factors are considered to be of importance, although there is some area of disagreement about the weighting of these factors. They are: the extent to which the olefin being formed may be stabilized by conjugation or hyperconjugation; the acidity of the  $\beta$  hydrogen atom that is to be eliminated; and the influence of steric interactions of the various groups in the rather rigid transition state assumed for the concerted elimination. The operation of the steric factor in particular is

<sup>36</sup> Cope, LeBel, Lee, and Moore, *J. Am. Chem. Soc.*, **79**, 4720 (1957).

<sup>37</sup> Smith and Frank, *J. Am. Chem. Soc.*, **74**, 509 (1952).

<sup>38</sup> Ingold and Voss, *J. Chem. Soc.*, **1928**, 3125.

<sup>39</sup> von Braun, *Ann.*, **382**, 1 (1911).

<sup>40</sup> Dhar, Hughes, and Ingold, *J. Chem. Soc.*, **1948**, 2058.



quite different in aliphatic, alicyclic, and heterocyclic amines and, for simplicity in this respect, these types will be given separate consideration.

### Aliphatic Amines

In the study of quaternary ammonium hydroxides containing various primary alkyl groups, Hofmann<sup>1, 2</sup> observed that the ethyl group is the most readily eliminated (as ethylene). There is no exception to this generalization, which is one expression of the Hofmann rule, when it is restricted to primary alkyl groups. With methods such as gas chromatography<sup>36</sup> and mass spectrometry<sup>37</sup> it has been possible to obtain quite precise analyses of the olefin mixtures prepared in this way. In Table I

TABLE I  
RELATIVE EASE OF ELIMINATION OF ALKYL GROUPS AS OLEFIN<sup>36</sup>

Alkyl Group	Not Corrected for Number of $\beta$ Hydrogen Atoms	Corrected for Number of $\beta$ Hydrogen Atoms
Ethyl	(100)	(100)
Isopropyl	143	72
<i>t</i> -Butyl	1280	427
<i>n</i> -Propyl	2.45	3.7
<i>n</i> -Butyl	1.6	2.4
<i>n</i> -Decyl	1.65	2.5
Isoamyl	0.8	1.2
$\beta$ - <i>t</i> -Butylethyl <sup>37</sup>	0.16	0.24
Isobutyl	0.9	2.7
2-Phenethyl	$2.6 \times 10^6$	$3.9 \times 10^6$

values are given which express the relative ease of elimination of a given group as an olefin versus the ethyl group in terms of parts of olefin from "R" per 100 parts of ethylene. In the third column, correction has been made for the number of hydrogen atoms on the  $\beta$  carbon atom; i.e., three for ethyl, two for other *n*-alkyl groups, six for the isopropyl group and so on. A striking difference among simple alkyl groups is observed when the first three examples in Table I, in which the  $\beta$  hydrogen atoms are located on methyl groups, are compared with the others. Differences among other alkyl groups are slight; in particular it is interesting to note that the difference between the *n*-butyl and isobutyl groups is almost entirely a question of the number of available  $\beta$  hydrogen atoms. From the figures 1.6 and 0.9 given for these groups it would be predicted that the olefin mixture produced by pyrolysis of *n*-butylisobutyldimethylammonium hydroxide would contain 64% 1-butene and 36% isobutylene, which is exactly the composition found.<sup>36</sup> Branching at the  $\gamma$  carbon atom

seems to have a greater effect than branching at the  $\beta$  position, to judge by the results of the decomposition of compounds containing isoamyl ( $\beta$ -isopropylethyl) and 3,3-dimethylbutyl ( $\beta$ -*t*-butylethyl) groups.<sup>37</sup>

These results illustrate the degree of validity of the Hofmann rule for elimination as applied to alkyl groups. The ease of elimination of isopropyl and *t*-butyl groups can be accommodated to the rule if it is stated that in elimination reactions of ammonium bases,  $\beta$  hydrogen atoms are lost most readily from a methyl group. To explain why the introduction of an alkyl group at the  $\beta$  position causes removal of a  $\beta$  hydrogen atom to become slower, an inductive effect was assumed to decrease its acidity.<sup>41</sup> However, the values above show that the introduction of a second alkyl group at the  $\beta$  position (compare *n*-propyl and isobutyl) has little additional effect on the rate of elimination but that an alkyl group which is branched at the  $\gamma$  carbon atom shows considerably decreased ease of elimination. In a study designed to test the susceptibility of the Hofmann reaction to inductive effects, a series of quaternary bases of the type  $R_2CHCH_2N(CH_3)_3OH$ , where  $R = C_2H_5$ , *n*- $C_3H_7$ , *i*- $C_3H_7$ , and *t*- $C_4H_9$ , was pyrolyzed to give the following yields of the corresponding olefins: 77% ( $R = C_2H_5$ ), 73% ( $R = n\text{-}C_3H_7$ ), 67% ( $R = i\text{-}C_3H_7$ ), and 81% ( $R = t\text{-}C_4H_9$ ). The lowering of yield as *R* increases in branching from ethyl to isopropyl appears to be too small to be attributable to inductive effects. The high yield when *R* is *t*-butyl may be explained as the result of reaction by *cis* elimination. An examination of molecular models indicated that normal *trans* elimination is prohibited by interaction between the *t*-butyl groups and the trimethylammonium group.<sup>42</sup>

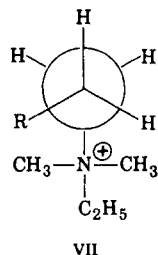
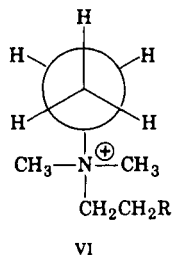
The dependence on size of the group rather than the number of groups is suggestive of a steric rather than an inductive influence on the reaction.<sup>43, 44</sup> The way in which the steric factor might operate is indicated in the following representations of transition states which involve the elimination of ethylene (VI) as compared with the elimination of  $RCH=CH_2$  (VII) from  $RCH_2CH_2N^+(C_2H_5)(CH_3)_2OH^-$ . In formula VII the *R* group has one skew interaction with the quaternary ammonium group, and the decrease in ease of elimination as *R* changes in the sequence hydrogen, methyl, ethyl, isopropyl, *t*-butyl (i.e., with the ethyl, *n*-propyl, *n*-butyl, isoamyl, 3,3-dimethylbutyl groups attached to the nitrogen atom) is readily understood. Actually, formulas VI and VII are representations of specific conformations of the ground states. In the transition states the bonds to the hydrogen and nitrogen atoms are being broken

<sup>41</sup> Ingold, *Structure and Mechanism in Organic Chemistry*, Cornell University Press, Ithaca, New York, 1953, pp. 427 *et seq.*

<sup>42</sup> A. C. Cope and D. L. Ross, to be published.

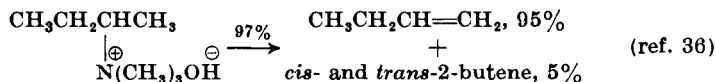
<sup>43</sup> Schramm, *Science*, **112**, 367 (1950).

<sup>44</sup> Brown and Moritani, *J. Am. Chem. Soc.*, **78**, 2203 (1956).



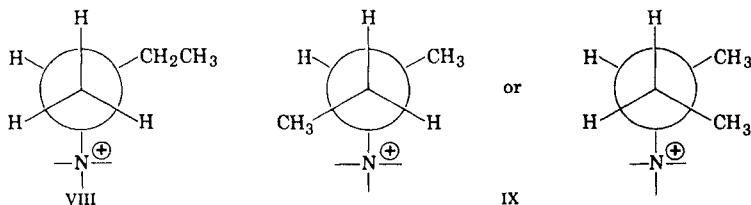
and should be somewhat lengthened while the remaining groups should be somewhat flattened toward the planar arrangement that they will assume in the olefin. These modifications do not affect the nature of the argument, although the fact that the bond between the carbon atoms  $\alpha$  and  $\beta$  to the nitrogen atom has some double bond character means that R could have a stabilizing effect on the transition state if it could conjugate with this developing unsaturation. When the substituent on the  $\beta$  carbon atom is a phenyl group, the steric factor is unimportant relative to the acidity of the  $\beta$  hydrogen atom and the elimination of styrene is so much more rapid than ethylene formation that it is usually reported as the only olefin produced.<sup>37</sup> Other groups such as the carbonyl group and the vinyl group which also can enter into conjugation with the new double bond greatly enhance the rate of elimination.<sup>45</sup> Such compounds must be considered as outside the scope of the Hofmann rule.

By a rather easy extension the Hofmann rule may be applied to predict which isomer is to be expected in the greater amount when the elimination reaction involves a group branched at the  $\alpha$  carbon atom so that the double bond might be formed in either branch. The *sec*-butyl group affords a simple example of this type in which the choice involves removal of a  $\beta$  hydrogen atom from a methyl or a methylene group. This example is

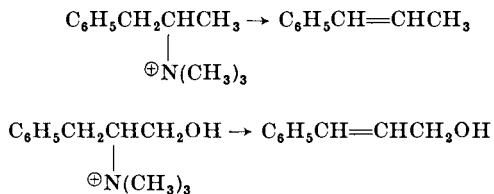


similar to one in which ethyl and *n*-propyl groups are attached to the same nitrogen atom and, in accord with the preference shown previously, the less highly substituted olefin is formed in the greater amount. Here the choice between rotational forms (and presumably also between transition states) leading to elimination from the methyl and the ethyl branches (VIII and IX, respectively) is in favor of the former because the most bulky group  $[\text{N}^+(\text{CH}_3)_3]$  would encounter less hindrance in VIII. As with the

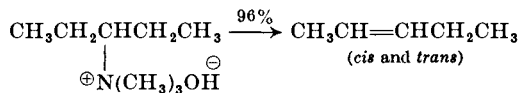
<sup>45</sup> Wieland, Koschara, Dane, Renz, Schwarze, and Linde, *Ann.*, **540**, 103 (1939).



compounds discussed previously, a phenyl group on the  $\beta$  carbon atom directs elimination toward the conjugated olefin even in competition with a methyl group.



Relatively little evidence is available concerning the stereochemistry of the olefin produced by the Hofmann elimination when *cis* and *trans* isomers may be formed. In the decomposition of 3-pentyltrimethylammonium hydroxide the 2-pentene obtained is a mixture containing 55.5% *cis* and 44.5% *trans* isomer.<sup>38</sup> *sec*-Butyltrimethylammonium hydroxide forms 5.4% of 2-butene of which 59% is *cis* and 41% is *trans*.<sup>38</sup> It



appears that in aliphatic cases there is produced a mixture considerably richer in the *cis* isomer than the equilibrium ratio of *cis* to *trans*. However, the quaternary hydroxide prepared from 1,2-diphenylethylamine forms *trans*-stilbene,<sup>46</sup> while quaternary bases of 1-phenyl-2-propylamine<sup>47</sup> and 1-phenyl-1-propylamine<sup>48</sup> give 1-phenylpropene which is largely the *trans* isomer, and ring-substituted derivatives of phenylalanine give derivatives of *trans*-cinnamic acid.<sup>49, 50</sup> These results suggest that when a phenyl group is present the more stable *trans* isomer is formed preferentially.

<sup>46</sup> Thomson and Stevens, *J. Chem. Soc.*, **1932**, 1932.

<sup>47</sup> Doering and Meislich, *J. Am. Chem. Soc.*, **74**, 2099 (1952).

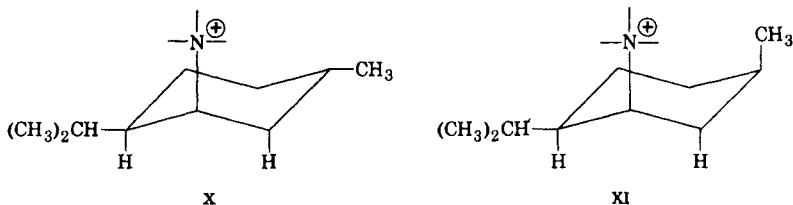
<sup>48</sup> E. R. Trumbull and G. L. Willette, unpublished results.

<sup>49</sup> Körner and Menozzi, *Gazz. chim. ital.*, **11**, 549 (1881).

<sup>50</sup> Johnson and Kohmann, *J. Am. Chem. Soc.*, **37**, 1863 (1915).

## Alicyclic Amines

As contrasted with aliphatic amines, the most important factor in the elimination reaction of alicyclic amines, at least those having rings of six carbon atoms or less, is the availability of a *trans*  $\beta$  hydrogen atom. This factor has been discussed as evidence for the *trans* nature of the elimination process. When there are *trans*  $\beta$  hydrogen atoms available on both sides of the amino group, as with neomenthylamine<sup>16, 17</sup> (X) and neoisomenthylamine<sup>17</sup> (XI), the tendency seems to be for elimination to produce



the more highly substituted 3-menthene by loss of the tertiary hydrogen atom. The ratio of 3-menthene to 2-menthene from neomenthylamine is about 9 : 1, showing a greater preference for tertiary over secondary hydrogen than is found in the aliphatic series. However, the greater reactivity of the methyl hydrogen atoms is still demonstrated by the results shown in Table II with a series of 1-methylcycloalkylamines. With the

TABLE II

$n$	Total Olefin Yield, %	Relative Amounts of Olefins Formed, %	
5	71	91	9
6	85	98.6	1.4
7	84	78.2	21.8
8	82	63.5	36.5 <i>cis</i> , 0.0 <i>trans</i>
9	83	48.0	51.0 <i>cis</i> , 1.0 <i>trans</i>
10	92	66.4	31.4 <i>cis</i> , 2.2 <i>trans</i>

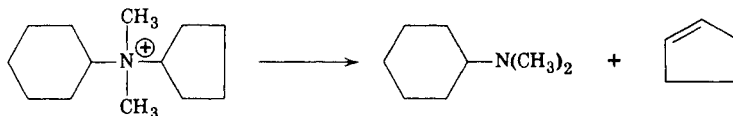
exception of the nine-membered ring compound, the principal products are the less stable<sup>51, 52</sup> exomethylene compounds.<sup>34, 52a</sup> The very low

<sup>51</sup> Turner and Garner, *J. Am. Chem. Soc.*, **79**, 253 (1957).

<sup>52</sup> Cope, Ambros, Ciganek, Howell, and Jacura, *J. Am. Chem. Soc.*, **81**, 3153 (1959); **82**, 1750, (1960).

<sup>52a</sup> Cope, Ciganek, Howell, and Schweizer, *J. Am. Chem. Soc.*, **82**, (in press, 1960).

proportion of 1-methylcyclohexene ( $n = 6$ ) may be accounted for by the fact that the orientation required for *trans* elimination within the ring would place the bulky trimethylammonium group in the axial position. The suggestion that cyclopentene derivatives are formed more readily than cyclohexene compounds is supported by a study of the decomposition of cyclopentylcyclohexyldimethylammonium hydroxide, which gave mostly cyclopentene<sup>53</sup> (95% of the product corresponded to the compounds formulated in the equation).



When a phenyl group is located on the  $\beta$  carbon atom, elimination to give the conjugated olefin is preferred and, as indicated in the discussion of the mechanism of the reaction, there is some reason to believe that this is so even when the hydrogen atom to be removed is *cis* to the amino group.

The problem of explaining the stereochemistry of the olefin produced in these reactions is a difficult one. In alicyclic compounds with seven-membered or smaller rings only the *cis* form of the olefin is known, so the question does not arise. Both the *cis* and *trans* forms of cyclooctene,<sup>9, 54</sup> cyclononene,<sup>55, 56</sup> and cyclododecene<sup>56</sup> are known, and the Hofmann elimination reaction leads to a mixture in which the *trans* isomer predominates in each case, Table III. However, in all these compounds the *cis* isomer is the more stable,<sup>57, 58</sup> and it will be of interest to find an explanation for the

TABLE III

$n$	Olefin Yield, %	<i>trans</i> , %	<i>cis</i> , %	References
8	89	60	40	54
9	83	100 <sup>a</sup>	—	55, 56
10	90	98	2	56, 58

<sup>a</sup> Based on infrared analysis. The product may contain a small amount of the *cis* isomer not detected by that method.

<sup>53</sup> Jewers and McKenna, *J. Chem. Soc.*, **1958**, 2209.

<sup>54</sup> Ziegler and Wilms, *Ann.*, **567**, 1 (1950).

<sup>55</sup> Blomquist, Liu, and Bohrer, *J. Am. Chem. Soc.*, **74**, 3643 (1952).

<sup>56</sup> Cope, McLean, and Nelson, *J. Am. Chem. Soc.*, **77**, 1628 (1955).

<sup>57</sup> Cope, Moore, and Moore, *J. Am. Chem. Soc.*, **81**, 3153 (1959).

<sup>58</sup> Cope, Moore, and Moore, *J. Am. Chem. Soc.*, **82**, 1744 (1960).

formation of the less stable *trans* form when a path is available that would yield the more stable *cis* isomer.

Even when there is a double bond already in the ring and the system is presumably less flexible, the tendency of the Hofmann elimination to yield the *trans* product is observed. Thus the decomposition of *cis*-cycloöcten-3-yltrimethylammonium hydroxide gives 15% of *cis-trans*-1,3-cycloöctadiene and 41% of *cis-cis*-1,3-cycloöctadiene;<sup>59</sup> the ratio of *trans* to *cis* changes from 3 : 2 in cycloöctylamine to 0.73 : 2 in cycloöctenylamine. With *cis*-cyclododecen-3-yltrimethylammonium hydroxide, *cis-trans*-1,3-cyclododecadiene was reported to be the only diene formed,<sup>60</sup> the new double bond apparently being introduced in the *trans* configuration exclusively, as is essentially the case with cyclododecylamine. Both of these *cis-trans* dienes are much more reactive than the *cis-cis* isomers and are sterically strained.

### Heterocyclic Amines

Most of the useful applications of the Hofmann elimination reaction have been with alkaloids containing the nitrogen atom in a ring, usually five- or six-membered. In this work the structure of the alkaloid has been the primary concern and the structures of intermediates between the alkaloid and the final nitrogen-free product usually have not been investigated in detail. If the elimination reaction forms a mixture of olefins, the mixture may be subjected to a second Hofmann elimination reaction, or the isomers may be converted to a single compound by hydrogenation. Thus these reactions often do not provide information about the direction of elimination. Fewer model compounds have been studied in the heterocyclic series than in those previously treated. Such data as are available are explained by the assumptions of *trans* elimination,<sup>61</sup> preference for the formation of a conjugated olefin when possible, and preferential loss of hydrogen from a methyl group in competition with other alkyl groups.

There seems to be no record of the Hofmann elimination reaction as applied to a derivative of ethylene imine. Decompositions of some highly substituted compounds containing four-membered heterocyclic rings have been studied. 1,1,2-Trimethyl-4-isobutyltrimethyleneimmonium hydroxide<sup>62</sup> (XII) is reported to yield an olefin whose structure was not established, and 1,1,2,2,4-pentamethyltrimethyleneimmonium hydroxide (XIII) also undergoes ring opening to give a product for which two structures

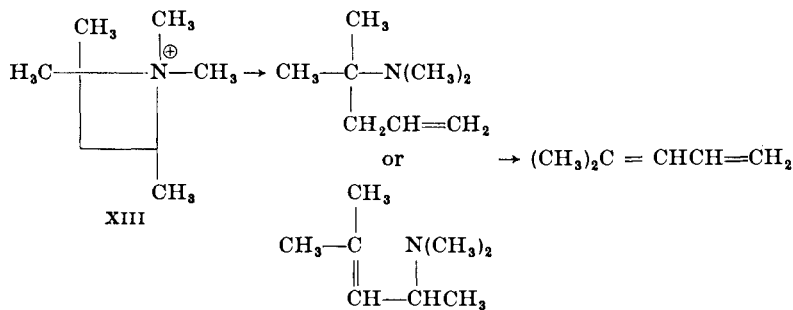
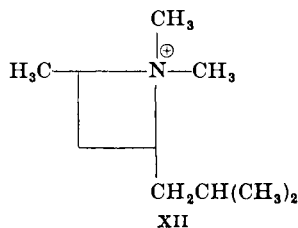
<sup>59</sup> Cope and Bumgardner, *J. Am. Chem. Soc.*, **78**, 2812 (1956).

<sup>60</sup> Blomquist and Goldstein, *J. Am. Chem. Soc.*, **77**, 998 (1955).

<sup>61</sup> McKenna, *Chem. & Ind. (London)*, **1954**, 406.

<sup>62</sup> Kohn and Giaconi, *Monatsh.*, **28**, 461 (1907).

have been suggested.<sup>63, 64</sup> Either of these isomers would be expected to produce 4-methyl-1,3-pentadiene (the observed product) in a second step, as indeed would other isomers. The observation that the N-ethyl-N-methyl derivative of XIII undergoes ring opening rather than elimination



of ethylene might be explained as a manifestation of ring strain or of the fact that one of the positions is rather similar to a *t*-butyl group. If a hydrogen atom is removed from the ring, a strictly *trans* orientation of the hydrogen and nitrogen atoms is not possible but, if the hydrogen atom comes from one of the methyl groups, this geometry could be attained. Trimethyleneimmonium compounds without substituents in the 2 or 4 position do not appear to have been subjected to the conditions of the Hofmann elimination reaction.

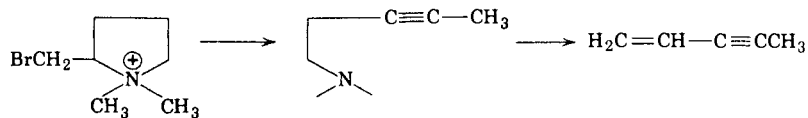
Examples of the Hofmann elimination reaction with compounds containing five-membered heterocyclic rings are more numerous. By analogy with cyclopentane, the pyrrolidine ring should have a slightly puckered conformation in which a  $\beta$  hydrogen atom is coplanar with the nitrogen atom.<sup>61</sup> Pyrrolidinium compounds undergo the elimination reaction without difficulty. Decomposition of the 2-bromomethyl compound is of interest because of the long-standing question of the nature of

<sup>63</sup> Kohn and Morgenstern, *Monatsh.*, **28**, 479 (1907).

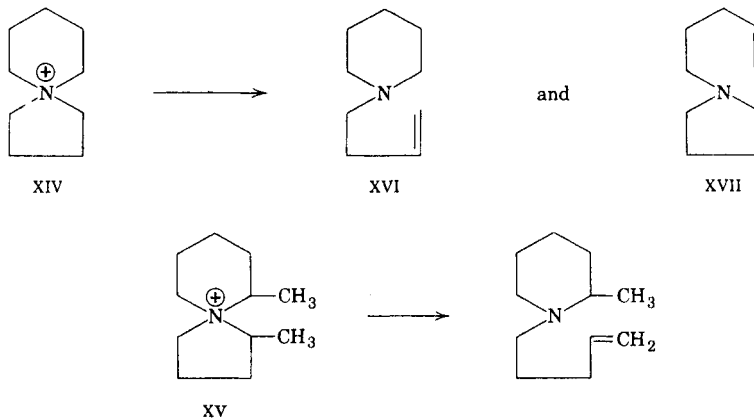
<sup>64</sup> Kohn and Morgenstern, *Monatsh.*, **28**, 529 (1907).



the final product, pirylyene.<sup>65, 66</sup> The decomposition of the quaternary salt is accompanied by loss of hydrogen bromide, and an acetylenic amine is formed.<sup>67</sup> A second elimination yields methylvinylacetylene (pirylyene).<sup>68</sup>



Some measure of the relative reactivity of five- and six-membered rings is provided by the spiro compounds XIV and XV. In direct competition the pyrrolidinium and piperidinium rings appear about equally reactive, giving XVI and XVII in equal amounts.<sup>53</sup>



When an  $\alpha$  methyl group is available, elimination occurs with loss of a hydrogen atom on the methyl group of the five-membered ring. Attack at the methyl group might be expected, but the marked preference for the one attached to the pyrrolidinium ring is surprising.<sup>53</sup>

Elimination reactions in the octahydroindole series afford some interesting examples. *cis*-Octahydroindole is cleaved between the six-membered ring and the nitrogen atom, but the position of the double bond was not determined because the product was identified by reduction to *N,N*-dimethyl- $\beta$ -cyclohexylethylamine.<sup>69</sup> With the 2-methyl compound,

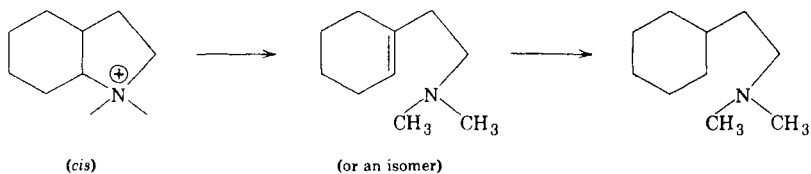
<sup>65</sup> Ladenburg, *Ann.*, **247**, 1 (1888).

<sup>66</sup> von Braun and Teuffert, *Ber.*, **61**, 1902 (1928).

<sup>67</sup> E. R. Buchman, private communication.

<sup>68</sup> Sargent, Buchman, and Farquhar, *J. Am. Chem. Soc.*, **64**, 2692 (1942).

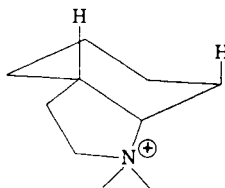
<sup>69</sup> King, Bovey, Mason, and Whitehead, *J. Chem. Soc.*, **1953**, 250.



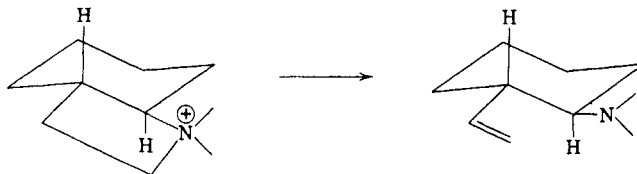
however, cleavage occurs within the five-membered ring, presumably by attack at the methyl group, although again the position of the double



bond was not established.<sup>70</sup> The stereochemistry of *cis*-octahydroindole should be similar to that of *cis*-hydrindane, and the nitrogen atom can be



located on an axial bond of the cyclohexane ring where it is *trans* to neighboring axial hydrogen atoms. However, in *trans*-octahydroindole the nitrogen atom is probably in the equatorial position and no hydrogen atom in the cyclohexane ring is coplanar with it. One of the hydrogen atoms on the heterocyclic ring is removed, and the product is *trans*-N,N-dimethyl-2-vinylcyclohexylamine.<sup>71</sup>

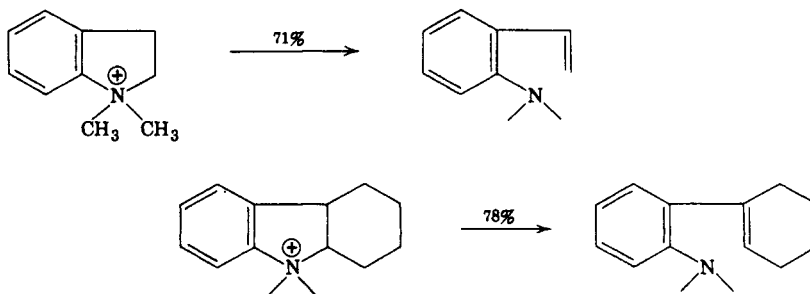


2,3-Dihydroindole and hexahydrocarbazole react normally with cleavage of the five-membered ring to give ortho-substituted derivatives of dimethylaniline.<sup>72</sup>

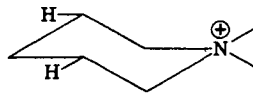
<sup>70</sup> Fujise, *Sci. Papers Inst. Phys. Chem. Research (Tokyo)*, **8**, 185 (1927) *Chem. Zentr.*, **99**, II, 993 (1928).

<sup>71</sup> Booth and King, *J. Chem. Soc.*, **1958**, 2688.

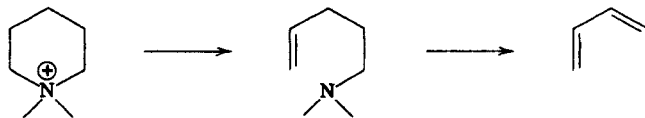
<sup>72</sup> Booth, King, and Parrick, *J. Chem. Soc.*, **1958**, 2302.



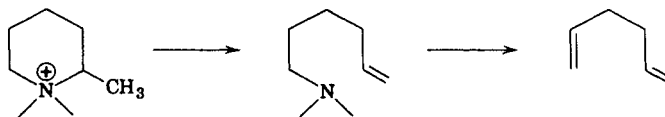
Piperidinium compounds should exist mainly in the chair form analogous to cyclohexane, and in this situation equatorial hydrogen atoms at the  $\beta$  position are coplanar with the bond between the  $\alpha$  carbon atom



and the nitrogen atom.<sup>61</sup> The ring is opened smoothly by the Hofmann procedure, although if the process is continued to the diene an allylic shift occurs and 1,3-pentadiene (piperylene) is the product.<sup>4</sup> When



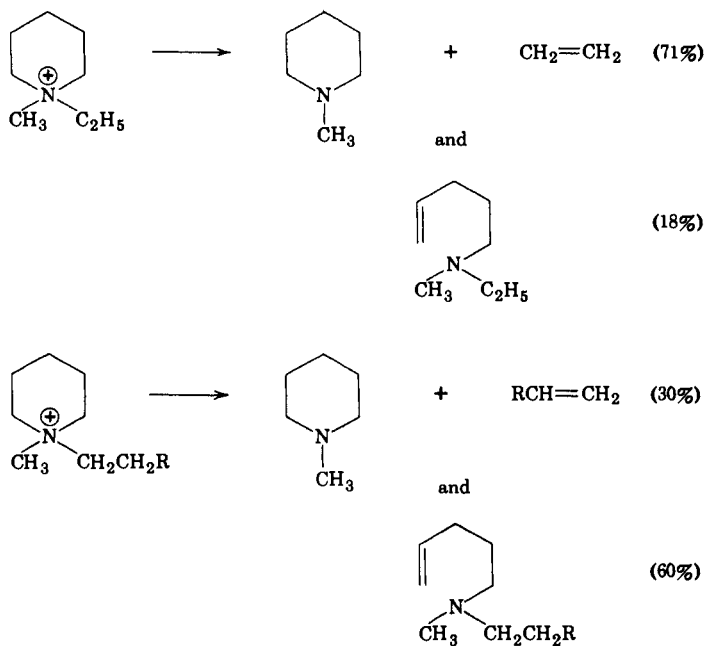
$\alpha$ -methylpiperidine is subjected to Hofmann exhaustive methylation, the first elimination is toward the methyl group and in the second step isomerization does not occur, so that 1,5-hexadiene (biallyl) is obtained.<sup>73</sup>



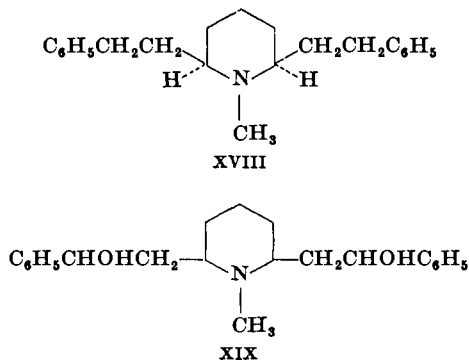
Some indication of the ease of opening of the piperidine ring in relation to elimination of simple alkyl groups is provided by the observation that N-ethyl-N-methylpiperidinium hydroxide yields 71% of ethylene and 18% of open-chain amine while the N-propyl, N-butyl, N-hexyl, and

<sup>73</sup> Merling, *Ann.*, **264**, 310 (1891).

N-octyl compounds give about the statistical ratio of 2 : 1 for ring opening versus loss of the alkyl group.<sup>74</sup>



Two cases in which the Hofmann elimination fails are reported with the piperidine derivatives lobelan (XVIII)<sup>75, 76</sup> and lobelanidine (XIX).<sup>75</sup>

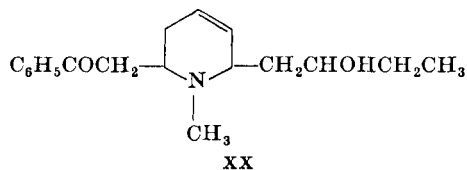


<sup>74</sup> von Braun and Buchman, *Ber.*, **64**, 2810 (1931).

<sup>75</sup> Wieland, Schöpf, and Hermesen, *Ann.*, **444**, 40 (1925).

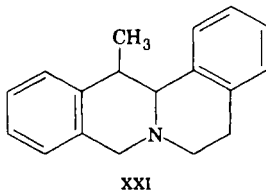
<sup>76</sup> Schöpf and Boettcher, *Ann.*, **448**, 1 (1926).

Even the diketone corresponding to lobelanidine in which the hydrogen atoms  $\beta$  to the nitrogen atom are especially acidic does not give a good yield in the first step, although once the ring is opened the final elimination of the amino group is very easy.<sup>77</sup> When there is a double bond in the piperidine nucleus, as with lobinine (XX), ring opening is extremely



facile.<sup>45</sup> The poor results obtained in the Hofmann elimination reaction of  $\alpha, \alpha'$ -disubstituted piperidine compounds has not been explained.

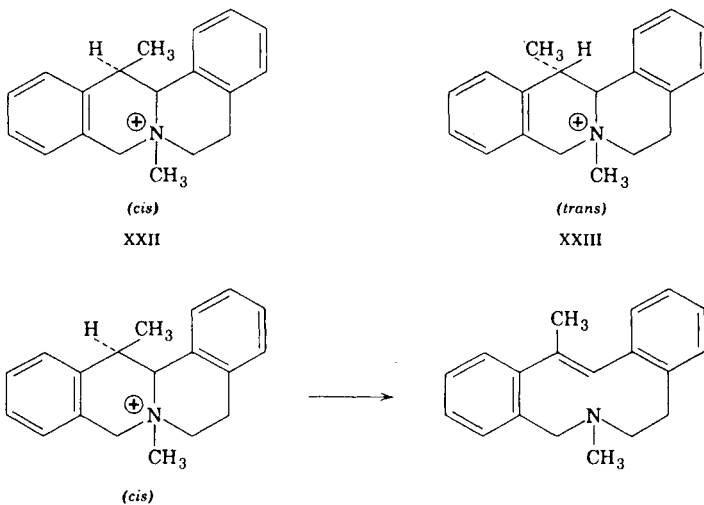
The tetrahydroisoquinoline ring is opened especially easily by the Hofmann procedure,<sup>66</sup> presumably because it is of the phenethyl type. This structural unit occurs commonly in alkaloids, and many examples of its activity in the Hofmann reaction are available. One especially interesting case is afforded by certain alkaloids of the protoberberine type XXI



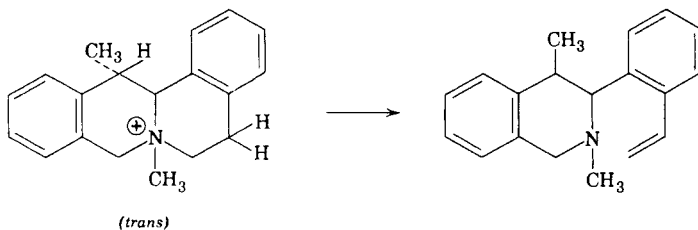
which have a methyl group at one benzylic position. When the amine is converted to the N-methyl quaternary compound, two products are obtained and, for simplicity, these can be considered to arise by introduction of the N-methyl group on one side or the other of the plane of the molecule, creating a new asymmetric center at the nitrogen atom. In one of the diastereoisomers thus formed, the methyl group of the amino group and the one at the benzylic position are *cis* and, in the other, they are *trans* (XXII and XXIII). In the *cis* form the hydrogen and nitrogen atoms are suitably positioned for elimination and reaction occurs to form a dibenzazacyclodecene.<sup>78</sup> In the *trans* form the corresponding hydrogen atom is not in the correct orientation, so elimination occurs with the other  $\beta$  hydrogen atom forming a vinyl group.<sup>78</sup> Apparently a hydrogen atom

<sup>77</sup> Wieland and Dragendorff, *Ann.*, **473**, 83 (1929).

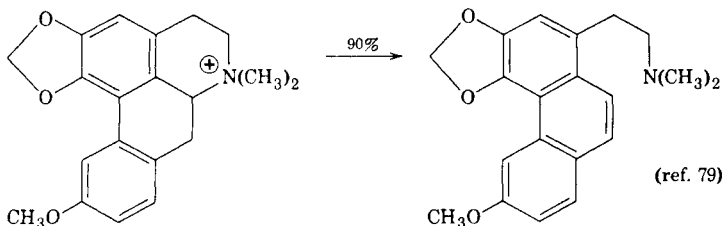
<sup>78</sup> Bersch, *Arch. Pharm.*, **283**, 36 (1950).



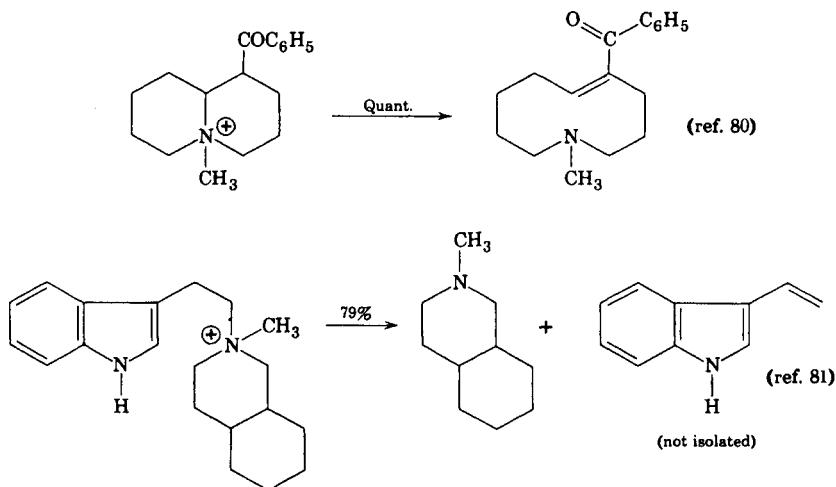
is eliminated from the tertiary rather than the secondary position when the stereochemistry of the amine allows a choice.



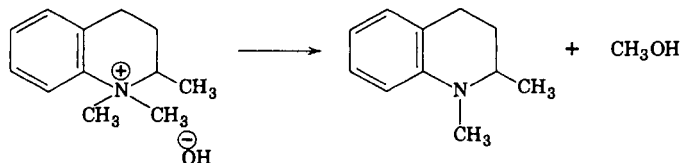
The following reactions may be considered illustrations of the principle that elimination will proceed in such a way as to yield a conjugated olefin when the stereochemistry is suitable.



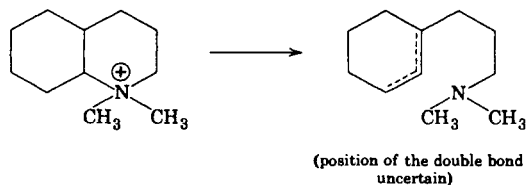
<sup>79</sup> Schlittler, *Helv. Chim. Acta*, **15**, 394 (1932).



In marked contrast to tetrahydroisoquinolines, tetrahydroquinolinium compounds do not undergo elimination even when an  $\alpha$  methyl group is available.<sup>82, 83</sup> Instead, the principal reaction is the attack of hydroxide ion on the N-methyl groups to form methanol. This is a common side reaction in the Hofmann procedure. It occurs to some extent with most



compounds, but here it becomes the sole reaction. It seems unlikely that the effect is steric since both *cis*- and *trans*-decahydroquinoline react to



<sup>80</sup> Schöpf, Schmidt, and Braun, *Ber.*, **64**, 683 (1931).

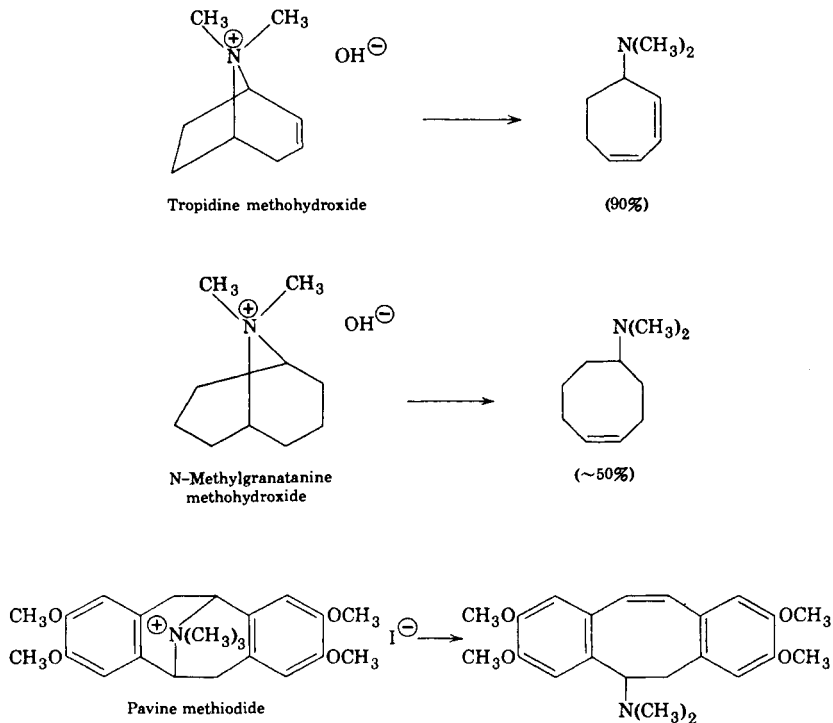
<sup>81</sup> Witkop, *J. Am. Chem. Soc.*, **71**, 2559 (1949).

<sup>82</sup> Feer and Koenigs, *Ber.*, **18**, 2388 (1885).

<sup>83</sup> Moller, *Ann.*, **242**, 313 (1887).

give ring opening by cleavage between the cyclohexyl ring and the nitrogen atom.<sup>70, 84</sup>

A number of bicyclic compounds with nitrogen as the bridging atom have been opened successfully by the Hofmann method. Tropidine,<sup>85</sup> granatanine,<sup>86</sup> and pavine<sup>28</sup> may be mentioned as examples of this type.



The example of pavine is especially interesting because the second step, which should yield a derivative of dibenzcycloöctatetraene, does not proceed normally but results in replacement of the amine function by a hydroxyl group. Yet the dihydro derivative reacts normally to form a dibenzcycloöctatriene,<sup>28</sup> and a model system without the four methoxyl groups gives dibenzcycloöctatetraene in "satisfactory" yield.<sup>87</sup>

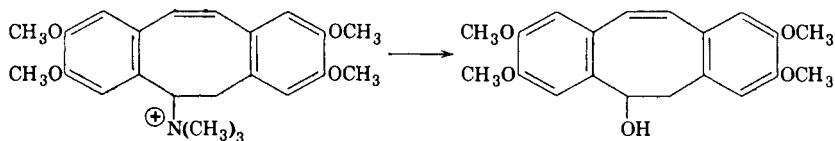
<sup>84</sup> Fujise, *Sci. Papers Inst. Phys. Chem. Research (Tokyo)*, **9**, 91 (1928) [*Chem. Zentr.*, **99**, **II**, 2359 (1928)].

<sup>85</sup> Merling, *Ber.*, **24**, 3108 (1891).

<sup>86</sup> Willstätter and Veraguth, *Ber.*, **40**, 957 (1907).

<sup>87</sup> Wittig, *Angew. Chem.*, **63**, 15 (1951).





Many compounds which have the nitrogen atom at a bridgehead have been degraded by the Hofmann procedure. Quinuclidine<sup>88</sup> and 1-azabicyclo[2.2.1]heptane<sup>89</sup> do not afford olefins in good yield; the main products are the recovered amines. Alkaloids containing pyrrolizidine, quinolizidine, and other fused ring systems with a nitrogen atom at the ring juncture have been degraded successfully. Several examples are to be found in Table XVIII.

### The Hofmann Rule

As a means of summarizing the previous information, the extent to which different types of ammonium compounds adhere to a general rule for elimination will be considered. A simple expression of the Hofmann rule will be used, as follows: "In elimination reactions of ammonium compounds the  $\beta$  hydrogen atom is removed most readily if it is located on a  $\text{CH}_3$  group, next from  $\text{RCH}_2$ , and least readily from  $\text{R}_2\text{CH}$ ."

With simple alkyl groups this rule holds, although the difference between  $\text{RCH}_2$  and  $\text{R}_2\text{CH}$  is not striking and is largely a matter of the number of  $\beta$  hydrogen atoms. If R is phenyl, vinyl, carbonyl, or a similar group, the rule does not hold.

With alicyclic compounds containing an external methyl group in the appropriate position, the rule seems to hold. Within the ring, the necessity of having the amino group and hydrogen atom *trans* to each other is most important. Given *trans* hydrogen atoms in both  $\beta$  positions, the hydrogen atom is eliminated from the  $\text{R}_2\text{CH}$  groups; thus the rule is not followed. Whenever possible, a conjugated olefin will be formed.

Comparable generalizations may be made for heterocyclic compounds.

The Hofmann Rule as expressed here applies only to alkyl groups without unsaturated functions attached directly to the  $\beta$  carbon atom. Compounds containing bulky, highly branched alkyl groups may not react according to the prediction of the rule.

Application of the Hofmann rule depends on the assumption, which is usually valid, that the ratio of olefins formed in the elimination is determined by the relative rates of the competing reactions which lead to the different olefins and that, once formed, they do not equilibrate. Since

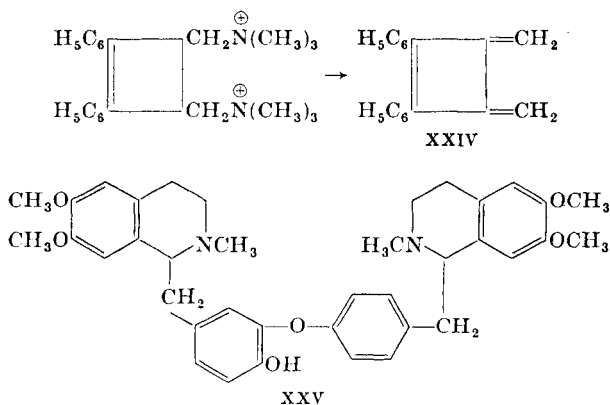
<sup>88</sup> Lukeš, Štrouf, and Ferles, *Collection Czechoslov. Chem. Commun.*, **22**, 1173 (1957).

<sup>89</sup> Lukeš, Štrouf, and Ferles, *Collection Czechoslov. Chem. Commun.*, **24**, 212 (1959).

the ratio of styrene to ethylene, for example, obtained in the Hofmann elimination reaction of ethyl phenethyl quaternary bases is very large, the rate of formation of styrene is much greater than the rate of formation of ethylene. It would be expected that decomposition of a salt containing a phenethyl group would occur at a lower temperature than the decomposition of a compound containing only alkyl groups, and that in general the ease with which elimination reactions occur will be dependent on the substituents in the ammonium compound. Indeed, quaternary salts bearing only alkyl substituents usually decompose slowly if at all in boiling aqueous solution, but reactions of phenethyl compounds and derivatives of tetrahydroisoquinoline occur readily at steam bath temperatures. Quaternary hydroxides derived from  $\beta$  amino ketones are still more reactive and decompose rapidly in solution at room temperature or lower. In some instances, therefore, the conditions necessary to bring about elimination serve as evidence concerning the structure of the quaternary compound.

#### REACTION WITH DIAMINES

The Hofmann elimination reaction has not been used widely for the synthesis of simple olefins, although cyclopropene,<sup>8</sup> cyclobutene,<sup>90</sup> *trans*-cyclooctene,<sup>9</sup> and a few other alicyclic olefins are best prepared in this way. In addition, some polyenes are most easily prepared from diamines by way of the quaternary hydroxides. For example, 1,12-diaminododecane gave 1,11-dodecadiene in 65% yield,<sup>91</sup> and similar dienes have been prepared in fair yield by this method. The interesting derivative of dimethylenecyclobutene XXIV was prepared from a diamine,<sup>92, 93</sup> and a



<sup>90</sup> Roberts and Sauer, *J. Am. Chem. Soc.*, **71**, 3925 (1949).

<sup>91</sup> von Braun and Anton, *Ber.*, **64**, 2865 (1931).

<sup>92</sup> Blomquist and Meinwald, *J. Am. Chem. Soc.*, **79**, 5317 (1957).

<sup>93</sup> Blomquist and Meinwald, *J. Am. Chem. Soc.*, **81**, 667 (1959).

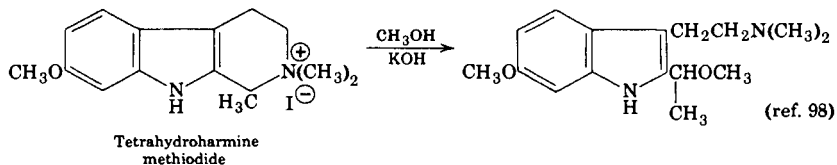
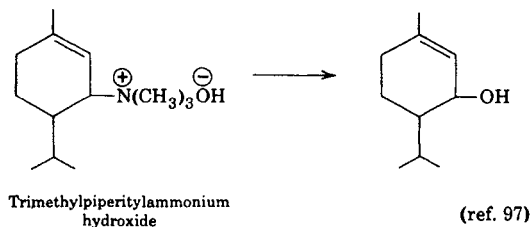
number of alkaloids, e.g., of the bisbenzylisoquinoline type such as dauricine (XXV) are degraded at both functions simultaneously in good yield.<sup>94</sup> If the amino groups are sufficiently close together in the molecule, a conjugated olefin is usually produced. Thus 1,5-pentanediamine gives 1,3-pentadiene, not 1,4-pentadiene.<sup>95</sup>

### SIDE REACTIONS: ALKYLATIONS BY QUATERNARY COMPOUNDS

#### Alcohol Formation

The most common process that competes with elimination when a quaternary ammonium compound reacts with hydroxide ion is a displacement reaction at the  $\alpha$  carbon atom. Unlike the exchange reaction of  $\alpha$  hydrogen atoms, which does not interfere with elimination, attack at the  $\alpha$  carbon atom by hydroxide ion forms an alcohol and a tertiary amine, which are usually stable products under the reaction conditions. This side reaction may be important. In a few cases (tetrahydroquinoline, pavinemethine) the formation of an alcohol and a tertiary amine is the only reaction reported.

Attack at the  $\alpha$  carbon atom by hydroxide ion is apparently a bimolecular displacement reaction with most compounds, although this is not the only possible mechanism.<sup>10, 96</sup> A unimolecular reaction which does



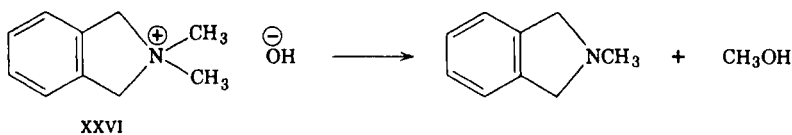
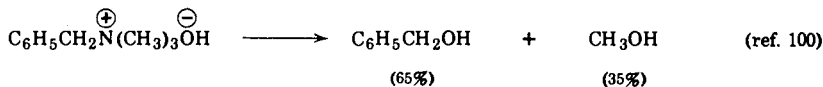
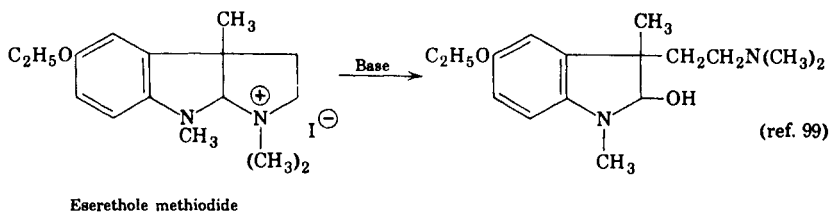
<sup>94</sup> Kondo, Narita, and Uyeo, *Ber.*, **68**, 519 (1935).

<sup>95</sup> von Braun, *Ann.*, **386**, 273 (1911).

<sup>96</sup> Ingold and Patel, *J. Chem. Soc.*, **1933**, 67.

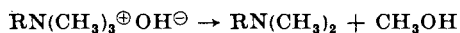
<sup>97</sup> Read and Storey, *J. Chem. Soc.*, **1930**, 2770.

<sup>98</sup> Perkin and Robinson, *J. Chem. Soc.*, **115**, 933 (1919).



not require hydroxide ion has been demonstrated to occur with certain benzylamines having methoxyl substituents in the ring.<sup>30</sup> This is an exceptional case in which the carbonium ion would be especially well stabilized, but in most instances a nucleophile is required. The following examples illustrate this type of reaction with hydroxide and methoxide ions. It is interesting that the benzyl group does not have this high reactivity when it is part of a heterocyclic ring; the dihydroisoindolium derivative XXVI reacts mainly at the methyl groups.<sup>101</sup>

There is no way to avoid completely the side reaction which forms an alcohol, because the rate of this displacement and the rate of the elimination vary with hydroxide concentration in the same way. If anions less basic than hydroxide or alkoxide, such as acetate, phenoxide or carbonate, are used, the displacement reaction becomes more important.<sup>11</sup> For this reason solutions of quaternary hydroxides should be protected from carbon dioxide and should always be concentrated under reduced pressure rather than in an open vessel.<sup>102</sup> If no benzyl or allyl groups are attached to the nitrogen atom, most of the attack on carbon will occur at the methyl groups to regenerate the original tertiary amine. Thus the starting



material is not lost, and it may be remethylated and the degradation

<sup>99</sup> Stedman and Barger, *J. Chem. Soc.*, **127**, 247 (1925).

<sup>100</sup> Hughes and Ingold, *J. Chem. Soc.*, **1933**, 69.

<sup>101</sup> Fränkel, *Ber.*, **33**, 2808 (1900).

<sup>102</sup> von Braun, Teuffert, and Weissbach, *Ann.*, **472**, 121 (1929).

repeated. Since attack at the methyl group does not affect the bond between the alkyl group and the nitrogen atom, the regenerated amine is not changed in stereochemical configuration.

### Ethers and Epoxides

In addition to the alkylation of hydroxide ions by the quaternary compounds to form an alcohol, other hydroxyl groups may be alkylated to produce ethers. This reaction is the predominant one when  $\beta$  amino alcohols are subjected to the Hofmann elimination procedure and leads to the formation of epoxides. Examples of this reaction are collected in

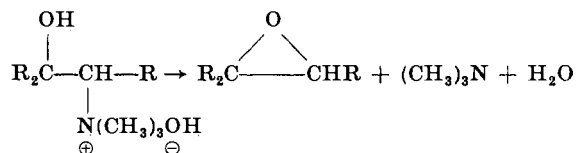



Table XI, p. 389. As would be expected from the general nature of the reaction, trimethylamine is displaced with inversion at the carbon atom to which it was attached. Thus the quaternary hydroxide prepared from ephedrine gives *trans*- $\beta$ -methylstyrene oxide and the quaternary hydroxide



from pseudoephedrine yields the *cis* oxide.<sup>103</sup> Also, the *erythro* and *threo* forms of 1,2-diphenylethanolamine yield *trans*- and *cis*-stilbene oxides respectively.<sup>104</sup> The stereochemistry of the molecule may preclude the formation of an oxide by this process as in the case of *cis*-2-dimethylamino-cyclohexanol. When the methoxyhydroxide of this compound is heated, the main products are recovered amino alcohol and its methyl ether; no cyclohexene oxide is obtained. The methyl ether may be produced by intramolecular alkylation.<sup>105</sup> With cyclic  $\beta$  amino alcohols containing twelve-, thirteen- and sixteen-membered rings in which the substituents can assume a *trans* conformation, the *cis* amino alcohol yields the *trans*

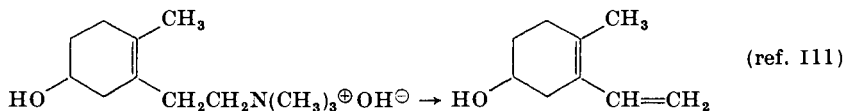
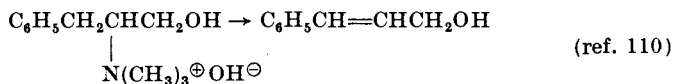
<sup>103</sup> Witkop and Foltz, *J. Am. Chem. Soc.*, **79**, 197 (1957).

<sup>104</sup> Rabe and Hallensleben, *Ber.*, **43**, 884 (1910).

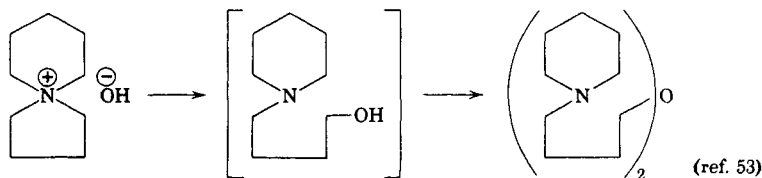
<sup>105</sup> A. C. Cope, E. J. Ciganek, and J. Lazar, to be published.



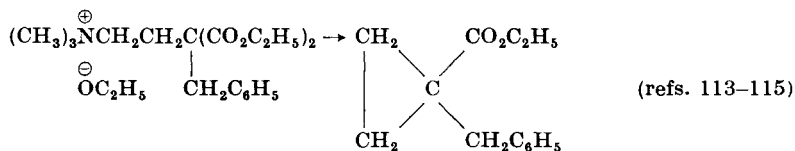
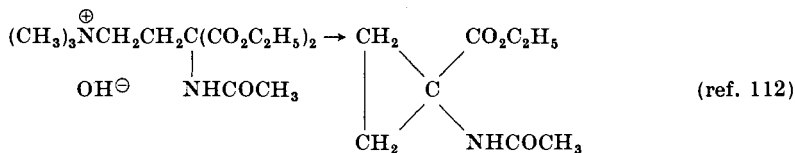
application of the Hofmann elimination reaction. When the stereochemistry is not favorable or when elimination is facilitated by structural factors, the alkylation reaction is not important.



The alcohols that are often formed as by-products in the Hofmann procedure may themselves be alkylated by the unreacted quaternary compound to produce ethers. Small amounts of such products have been observed in several instances and may have been overlooked in others.



Groups other than the oxygen-containing ones described above might be alkylated by quaternary ions, but compounds with structures suitable for testing such reactions have not been studied. There are a few examples in which the products are most easily explained by assuming alkylation of carbon by the quaternary nitrogen.



<sup>110</sup> Karrer and Horlacher, *Helv. Chim. Acta*, **5**, 571 (1922).

<sup>111</sup> Stork, Wagle, and Mukharji, *J. Am. Chem. Soc.*, **75**, 3197 (1953).

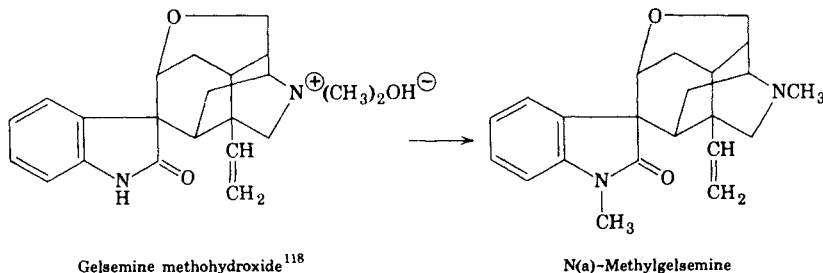
<sup>112</sup> Rinderknecht and Niemann, *J. Am. Chem. Soc.*, **73**, 4259 (1951).

<sup>113</sup> Ingold and Rogers, *J. Chem. Soc.*, **1935**, 722.

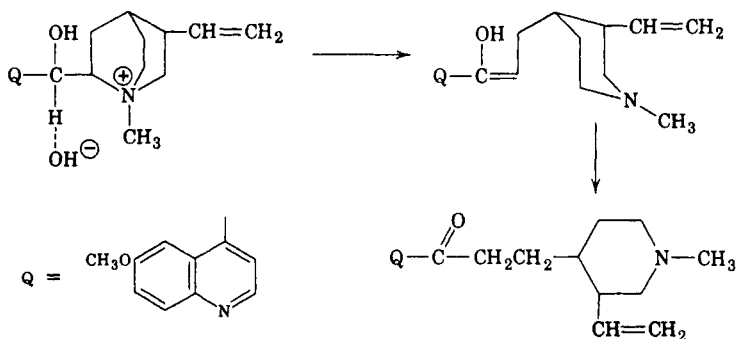
<sup>114</sup> Weinstock, *J. Org. Chem.*, **21**, 540 (1956).

<sup>115</sup> Rogers, *J. Org. Chem.*, **22**, 350 (1957).

An unusual alkylation on nitrogen is reported with the alkaloid gelsemine and its dihydro and octahydro derivatives.<sup>116, 117</sup>



A few  $\beta$  amino alcohols have been observed to undergo a cleavage reaction instead of elimination or epoxide formation. This reaction is illustrated with quinine with the formulation suggested by Turner and Woodward.<sup>119</sup> Narcotine undergoes an analogous reaction.<sup>120</sup>



#### ISOMERIZATION OF OLEFINS FORMED

The Hofmann elimination reaction often leads to the formation of an olefin which is not the most stable isomer. For instance, at temperatures below 200° almost any terminal olefin is less stable than an isomeric non-terminal olefin. However, the olefins from the Hofmann elimination are obtained free of isomerized products except when there is the possibility of an allylic shift of a proton that would move the double bond into conjugation with another unsaturated system. Several examples of this

<sup>116</sup> Habgood, Marion, and Schwarz, *Helv. Chim. Acta*, **35**, 638 (1952).

<sup>117</sup> Prelog, Patrick, and Witkop, *Helv. Chim. Acta*, **35**, 640 (1952).

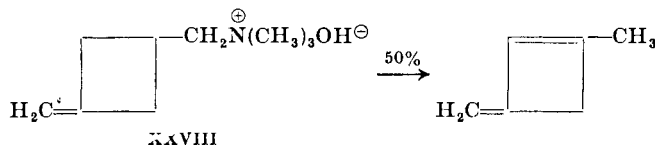
<sup>118</sup> Lovell, Pepinsky, and Wilson, *Tetrahedron Letters*, No. 4, p. 1, 1959.

<sup>119</sup> Turner and Woodward, in Manske and Holmes, *The Alkaloids*, Vol. III, Academic Press, New York, 1953, pp. 9, 10.

<sup>120</sup> Stevens, Creighton, Gordon, and MacNicol, *J. Chem. Soc.*, **1928**, 3193.



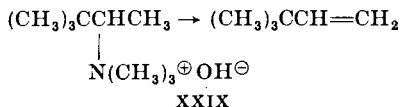
type have been mentioned, for instance, formation of piperylene and pyrlyene. The reaction of the methylenecyclobutane derivative XXVIII provides another instance of such an isomerization.<sup>121</sup>



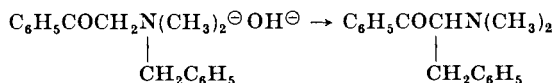

In the case of 3-phenylpropylammonium salts which yield *trans*-1-phenylpropene, initial reaction to form 3-phenylpropene followed by isomerization has been assumed, and the isomerization of 3-phenylpropene has been shown to occur rapidly.<sup>114</sup> The decomposition of *trans*-2-phenylcyclohexyltrimethylammonium hydroxide to 1-phenylcyclohexene was assumed to involve a similar rearrangement, but it is now clear that this reaction proceeds instead by *cis* elimination.<sup>22, 23</sup>

#### MOLECULAR REARRANGEMENTS

Usually the Hofmann elimination procedure does not cause a change in the carbon skeleton of the molecule. In particular, carbonium-type rearrangements of quaternary ammonium hydroxides are not found even with structures such as XXIX;<sup>32</sup> however, see p. 330.<sup>33</sup> With



N-benzyl derivatives of phenacylamines, the Stevens rearrangement is observed.<sup>120, 122</sup> A similar rearrangement has been observed with the spiro quaternary compound XXX<sup>87</sup> and with similar compounds.<sup>123</sup>



<sup>121</sup> Caserio, Parker, Piccolini, and Roberts, *J. Am. Chem. Soc.*, **80**, 5507 (1958).

<sup>122</sup> Stevens, *J. Chem. Soc.*, **1930**, 2107.

<sup>123</sup> Wittig, Koenig, and Clauss, *Ann.*, **593**, 127 (1955).

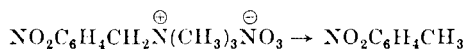
In all these cases the normal elimination reaction could not occur for structural reasons.

### ANALOGOUS "ONIUM" COMPOUNDS

Although quaternary ammonium compounds are the only ones which have been used in degradative and synthetic work, sulfonium hydroxides have been studied carefully and have been found to react in a manner similar to the ammonium analogs.<sup>124</sup> Phosphonium hydroxides usually decompose in a different way to form a hydrocarbon and a phosphine oxide.<sup>125</sup> Ammonium compounds rarely decompose in this way, the



only reported instance being that of the nitrobenzylammonium compounds which apparently give some nitrotoluene.<sup>126</sup> Sulfones also



undergo an elimination reaction in the presence of base, although decomposition to give a paraffin has been observed as well.<sup>124, 127</sup>



### EXPERIMENTAL CONSIDERATIONS

The Hofmann elimination reaction has usually been conducted by heating and concentrating an aqueous solution of the quaternary hydroxide until decomposition occurs. The base necessary for the reaction is often the quaternary hydroxide itself, and, depending on how much water is removed by distillation before the decomposition takes place, the reaction may proceed in aqueous solution or without a solvent. Variations of this procedure have been investigated and will be described below; none of them in general has proved more useful than concentrating aqueous solutions of the quaternary hydroxides under reduced pressure and raising the temperature until elimination occurs.

### NATURE OF THE BASE

In the preparation of olefins from quaternary ammonium salts, hydroxide ion usually is the basic anion of choice. Instead of preparing the

<sup>124</sup> Ingold, Jessop, Kuriyan, and Mandour, *J. Chem. Soc.*, **1933**, 533.

<sup>125</sup> Fenton and Ingold, *J. Chem. Soc.*, **1929**, 2342.

<sup>126</sup> Ing and Robinson, *J. Chem. Soc.*, **1926**, 1655.

<sup>127</sup> Fenton and Ingold, *J. Chem. Soc.*, **1928**, 3127.

quaternary hydroxide, an alternative way of providing the base is to add excess potassium hydroxide to a solution of a quaternary chloride or iodide directly and pyrolyze this mixture.<sup>128-131</sup> This method has most often been applied to substances that undergo reaction easily, but no study has been made that would indicate whether better yields are to be expected from this method or from pyrolysis of the quaternary hydroxide itself.

The concentration of base can be controlled either by regulating the concentration of the quaternary hydroxide or by adding excess base to the solution. Since kinetic investigations<sup>132</sup> have shown that the rate of reaction is proportional to the concentration of hydroxide ion, this would seem to be one way of controlling the course of the reaction. Unfortunately, the most common side reaction, substitution by hydroxide ion to form an alcohol, is usually affected in the same way so that the yield of olefin is not improved by this method. The results in Table IV, obtained

TABLE IV  
DECOMPOSITION OF  $n\text{-C}_{10}\text{H}_{21}\text{N}(\text{CH}_3)_3\text{OH}$  AT  $200^\circ$  AND  
26 ATMOSPHERES FOR 10 HOURS

Conc. of $\text{RN}(\text{CH}_3)_3\text{OH}$	Decene, %	$\text{CH}_3\text{OH}$ , %	Ratio of Elimination to Displacement
2%	8	14	0.57 : 1
6%	23	42	0.55 : 1
16%	29	49	0.59 : 1
Syrup, distilled	62	30	2.1 : 1

by conducting the reaction for a fixed length of time but at different concentrations, illustrate both the increase in rate and the fixed ratio of elimination to substitution.<sup>102</sup> However, in very concentrated solution this ratio is no longer constant.

When the effect of excess base was tested by adding four equivalents of potassium hydroxide to a syrup of the quaternary hydroxide, the results as shown in Table V indicated that excess base may favor the elimination reaction.<sup>102</sup>

Other basic anions have been tested with quaternary salts, including alkoxides, phenoxides, and carbonates.<sup>11, 133</sup> Again, two courses of reaction are possible, one leading to elimination by attack at the  $\beta$  hydrogen

<sup>128</sup> Manske, *J. Am. Chem. Soc.*, **72**, 55 (1950).

<sup>129</sup> Woodward and Doering, *J. Am. Chem. Soc.*, **67**, 860 (1945).

<sup>130</sup> Willstätter, *Ber.*, **29**, 393 (1896).

<sup>131</sup> Freund and Becker, *Ber.*, **36**, 1521 (1903).

<sup>132</sup> Hughes and Ingold, *J. Chem. Soc.*, **1933**, 523.

<sup>133</sup> Ingold and Patel, *J. Chem. Soc.*, **1933**, 68.




TABLE VII

Compound	EFFECT OF ALKOXIDE IONS ON THE DECOMPOSITION OF $\text{RN}^{\oplus}(\text{CH}_3)_3\text{X}^{\ominus}$		
	$\text{X} = \text{OH}^{\ominus}$	$\text{X} = \text{OCH}_3^{\ominus}$	$\text{X} = \text{OC}_2\text{H}_5^{\ominus}$
$\text{C}_2\text{H}_5\text{N}^{\oplus}(\text{CH}_3)_3$	Ethylene, 94%	90%	88%
$i\text{-C}_4\text{H}_9\text{N}^{\oplus}(\text{CH}_3)_3$	Isobutylene, 63%	57%	55%

which the quaternary hydroxide solution was concentrated under reduced pressure as compared with concentration on a steam bath in air emphasize this point (Table VIII).<sup>102</sup>

TABLE VIII

R	DECOMPOSITION OF $\text{RN}^{\oplus}(\text{CH}_3)_3\text{OH}^{\ominus}$			
	Under Reduced Pressure		In Air	
	Olefin, %	Alcohol, %	Olefin, %	Alcohol, %
$n\text{-C}_4\text{H}_9$	77	10	23	50
$n\text{-C}_{10}\text{H}_{21}$	62	30	25	72
	82	Small	65	ca. 20

Some of the low yields reported in the early literature may be accounted for by consideration of this factor. Strangely enough, in a few special cases, especially with strychnine, decomposition of the carbonate gives better yields than any other method, although in no case is the yield good.<sup>134, 135</sup>

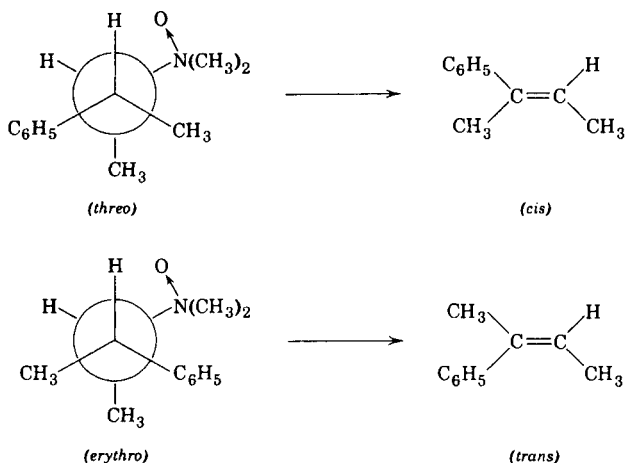
As stated previously, most Hofmann reactions have been conducted in aqueous solution or with the residue obtained when the water is distilled from these solutions. However, a few solvents have been employed to advantage in special instances, most of these being hydroxylic solvents such as glycerol, ethylene glycol, cyclohexanol, and amyl alcohol. Unfortunately, hydroxide ion can react with such solvents to form an alkoxide ion plus water and, while the position of equilibrium may be such that the alkoxide is not present in large amount at low temperature, when the water is removed by distillation this equilibrium will be displaced. Furthermore, the concentration of reactants will be lower in solution than in the syrupy quaternary ammonium hydroxide. Hence it is not clear which effect is responsible for the different results observed. A comparison of some decompositions of quaternary hydroxides alone and in

<sup>134</sup> Achmatowicz and Robinson, *J. Chem. Soc.*, **1934**, 581.

<sup>135</sup> Achmatowicz, Lewi, and Robinson, *J. Chem. Soc.*, **1935**, 1685.

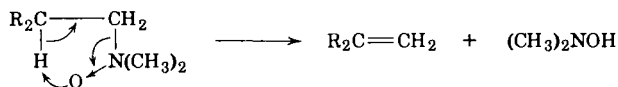


method is useful for preparing certain olefins and may also be used for the preparation of *N,N*-disubstituted derivatives of hydroxylamine.



### Mechanism

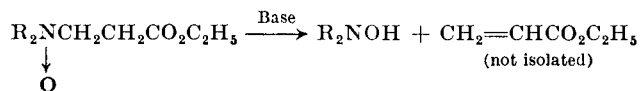
There is good evidence that the pyrolysis of amine oxides involves *cis* elimination. The evidence has been obtained by the decomposition of *threo* and *erythro* derivatives of 2-amino-3-phenylbutane.<sup>143</sup> The *threo* isomer reacts to give predominantly the *cis* conjugated olefin, the ratio of *cis*- to *trans*-2-phenyl-2-butene being at least 400 to 1. With the *erythro* form the *trans* isomer is favored by a ratio of at least 20 to 1. The *threo* form, reacting through a transition state that involves less steric interaction than does the transition state for the *erythro* isomer, reacts more readily than the *erythro* form. There are several examples of pyrolysis of alicyclic amine oxides which show the *cis* nature of the elimination reaction. This evidence establishes an intramolecular mechanism involving a planar, five-membered cyclic transition state. The pyrolysis of amine oxides accordingly resembles the Chugaev reaction and the pyrolysis of esters.



A few examples of a low-temperature decomposition of amine oxides have been described which may be base catalyzed. Salts of amine oxides

<sup>143</sup> Cram and McCarty, *J. Am. Chem. Soc.*, **76**, 5740 (1954).

derived from  $\beta$ -aminopropionic esters or nitriles undergo the reaction, which has been described as a reversal of the Michael addition, facilitated by the formal positive charge on nitrogen.<sup>144</sup>



## DIRECTION OF ELIMINATION

### Acyclic Amines

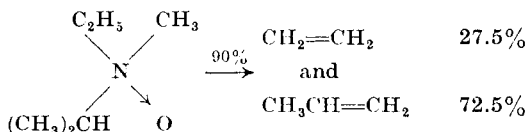
With simple alkyl-substituted amine oxides the direction of elimination seems to be governed almost entirely by the number of hydrogen atoms at the various  $\beta$  positions. The marked preference for attack at a  $\beta$  methyl group in the Hofmann reaction finds no parallel in the amine oxide decomposition. Table X gives the ease of elimination of some alkyl groups relative to ethyl groups.<sup>36</sup>

TABLE X

RELATIVE EASE OF ELIMINATION OF ALKYL GROUP AS OLEFIN

Alkyl Group	Not Corrected for Number of $\beta$ Hydrogen Atoms	Corrected for Number of $\beta$ Hydrogen Atoms
Ethyl	100	100
Isopropyl	264	132
<i>t</i> -Butyl	606	202
<i>n</i> -Propyl	60	90
<i>n</i> -Butyl	80	120
Isoamyl	76	114
<i>n</i> -Decyl	88	132
Isobutyl	44	133
Phenethyl	$7 \times 10^3$	$1.0 \times 10^4$

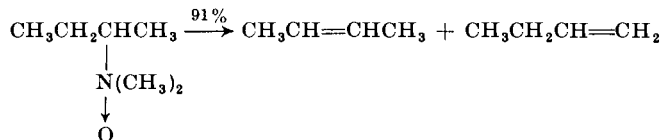
Significant variations from the general value of  $100 \pm 30$  are shown by the *t*-butyl group and the phenethyl group in which the relief of steric interactions and acidity of the  $\beta$  hydrogen atom, respectively, are factors that favor their elimination as olefins as compared with the ethyl group. The data were obtained by analysis of the olefin mixtures obtained by pyrolysis of compounds such as methylethylisopropylamine oxide and



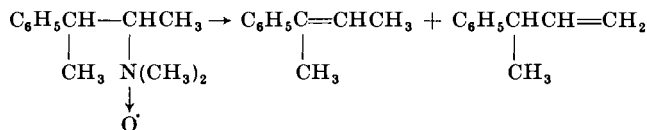
<sup>144</sup> Rogers, *J. Chem. Soc.*, **1955**, 769.



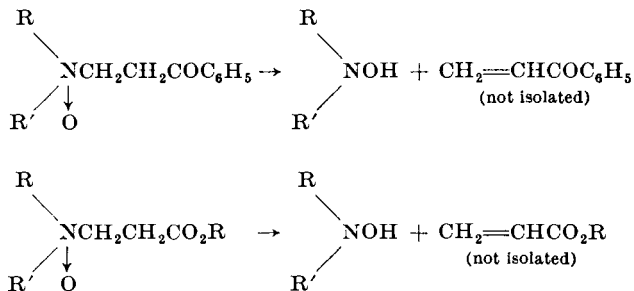
can be used to predict the ratio of olefins which would be formed in such a reaction. They may be extended to other cases with some sacrifice of accuracy. For example, with the use of the values of 100 and 60 for the ethyl and *n*-propyl groups respectively, the ratio of isomers predicted from the decomposition of dimethyl-*sec*-butylamine oxide is 62.5% of butene-1 and 37.5% of butene-2. The actual amounts of isomers produced in this decomposition are 67.3% of butene-1 and 32.7% of *cis*- and *trans*-butene-2.<sup>36</sup>



Use of the values for phenethyl and ethyl, and their application to the decomposition of 2-amino-3-phenylbutane, leads to the prediction that 97% of 2-phenyl-2-butene and 3% of 3-phenyl-1-butene will be formed, whereas the actual results are 92–93% and 7–8%, respectively.<sup>143</sup> For many purposes such predictions would be sufficiently accurate.

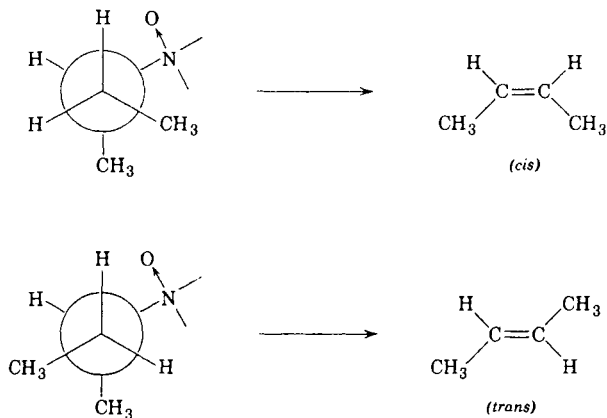


Addition of unsymmetrical secondary amines (RR'NH) to  $\alpha,\beta$ -unsaturated carbonyl compounds, followed by conversion of the product to an amine oxide and decomposition, provides a method for preparing unsymmetrical dialkylhydroxylamines (RR'NOH).<sup>144</sup>



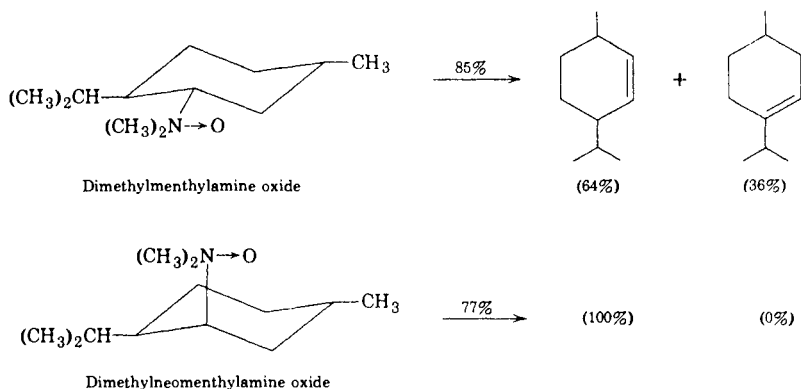
In general, with acyclic amines which could undergo elimination forming either a *cis* or a *trans* olefin, the more stable *trans* form is obtained. Thus *N,N*-dimethyl-3-pentylamine oxide gives 86% of 2-pentene which consists

of 29.2% of *cis*- and 70.8% of *trans*-2-pentene. Pyrolysis of N,N-dimethyl-2-butylamine oxide forms 91% of a mixture of 1-butene (67.3%) and 2-butene (33.7%). The 2-butene contains 35.8% of the *cis* isomer and 64.2% of the *trans* isomer.<sup>36</sup> Presumably the more stable *trans* olefins are formed because the steric factors which operate to influence the relative stabilities of the olefins also operate in the transition states leading to these olefins.



### Alicyclic Amines

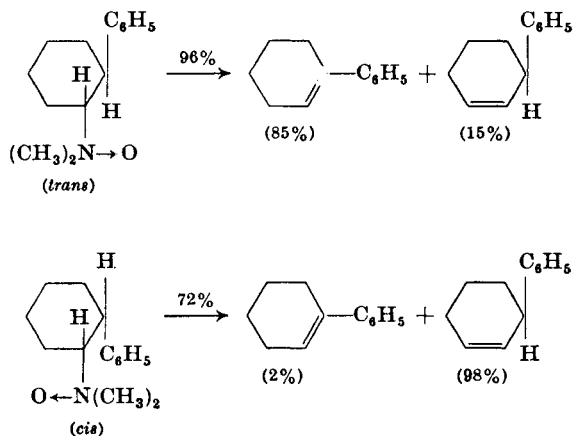
With alicyclic amines the pyrolysis has been shown to follow the pattern of *cis* elimination in the case of menthyl and neomenthyl compounds and with *cis*- and *trans*-2-phenylcyclohexylamine.<sup>16, 145</sup> Neomenthylamine



<sup>145</sup> Cope and Bumgardner, *J. Am. Chem. Soc.*, **79**, 960 (1957).

has only the *cis* hydrogen atom at the 2 position available and only 2-menthene is formed, whereas menthylamine has *cis* hydrogen atoms at the 2 and 4 positions and both menthenes are isolated. The preference for 2-menthene in the latter instance has been explained in terms of the eclipsing of the isopropyl group in the 4 position with the hydrogen atom in the 3 position that is required in the cyclic transition state if elimination takes this path.<sup>16</sup>

Pyrolysis of *trans*-2-phenylcyclohexyldimethylamine oxide gives 85% of 1-phenylcyclohexene and 15% of 3-phenylcyclohexene, showing less preference for elimination toward phenyl than is observed in an acyclic case. With the *cis* amine oxide, an olefin mixture containing 98% of 3-phenylcyclohexene and 2% of 1-phenylcyclohexene was obtained.<sup>145</sup> The small amount of 1-phenylcyclohexene may have been formed from a small amount of *trans* amine in the starting material; it is not formed by isomerization since 3-phenylcyclohexene does not isomerize under the

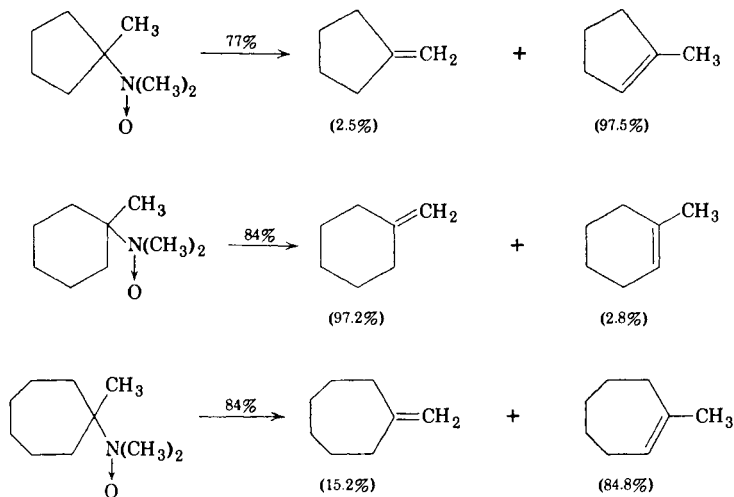


reaction conditions. Cycloheptyl- and cycloöctyl-dimethylamine oxide yield *cis*-cycloheptene and *cis*-cycloöctene,<sup>9</sup> respectively, and *cis*-cycloöcten-3-yldimethylamine oxide yields *cis-cis*-1,3-cycloöctadiene.<sup>60</sup> However, cyclononyl- and cyclodecyl-dimethylamine oxides form the *trans* olefins almost exclusively.<sup>56</sup> The thermal decompositions of cyclodecyl acetate and xanthate also form principally *trans*-cyclodecene.<sup>146</sup>

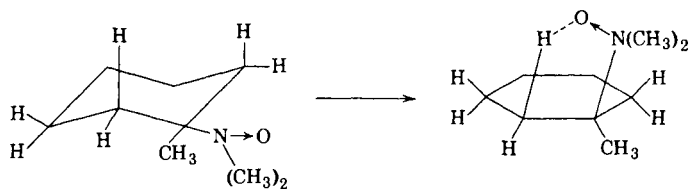
When an exocyclic branch in which the double bond may be formed is present, product stability parallels the direction of elimination, except in the cyclohexyl compounds. The examples below show the results with such amines.<sup>34</sup> Preference for the formation of the endocyclic double

<sup>146</sup> Blomquist and Goldstein, *J. Am. Chem. Soc.*, **77**, 1001 (1955).

bond in the cyclopentyl and cycloheptyl systems may simply be a reflection in the transition state of the greater stability of endocyclic olefins.



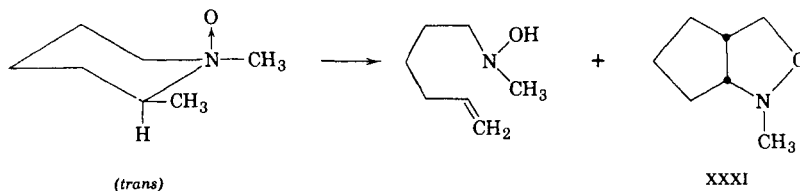
With the cyclohexyl derivative, however, elimination to form an endocyclic olefin through a planar five-membered transition state would require the ring to bend toward a more nearly planar, cyclohexene-like structure. This would introduce eclipsed interactions between the groups at the



1, 2, 3, and 6 positions which are not present in cyclohexene. Elimination toward the methyl group will not change the geometry of the cyclohexane ring if the double bond character of the transition state is not great. This effect may be unimportant with the cyclopentyl compound because the ring is already nearly planar and there would be little additional interaction introduced by endocyclic elimination. Because the geometries of the cycloheptyl and cycloheptenyl systems are less well known than those of the smaller rings, these arguments cannot be extended with certainty to the seven-membered ring at present.

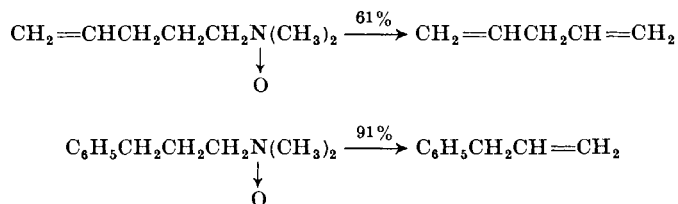
## Heterocyclic Amines

Pyrolysis of N-methylpiperidine oxide does not result in ring opening. However, the seven- and eight-membered cyclic amines do undergo ring opening in 53% and 79% yield, respectively.<sup>147</sup> Presumably, with azacycloalkanes containing larger rings, the ring system would also be sufficiently flexible to permit the formation of the cyclic transition state and elimination with ring opening should occur. N-Methyl- $\alpha$ -pipercoline oxide, which contains a six-membered ring, reacts to give a mixture of the unsaturated hydroxylamine and the saturated bicyclic compound XXXI.<sup>147</sup> Only the *trans* isomer forms these products; the *cis* isomer does not undergo the elimination reaction. N-Methyl- and N-ethyl-tetrahydroquinoline oxide are reported to yield tetrahydroquinoline plus formaldehyde and acetaldehyde, respectively.<sup>148</sup>



## Side Reactions

One of the most attractive features of the synthesis of olefins by pyrolysis of amine oxides is the stability of the product under the reaction conditions. Migration of the double bond into conjugation with other unsaturated systems in the molecule is not observed in the first two examples given below.<sup>145</sup>

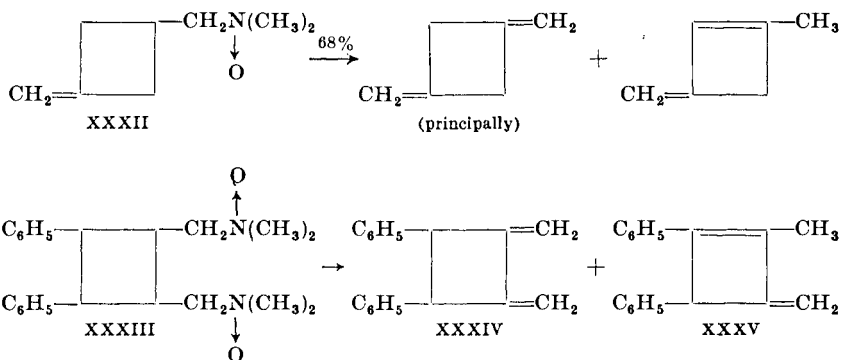


However, the dimethylenecyclobutane formed by pyrolysis of the amine oxide XXXII contains a small amount of the conjugated isomer,<sup>121</sup> and in a similar series of cyclobutane derivatives (XXXIII) having phenyl

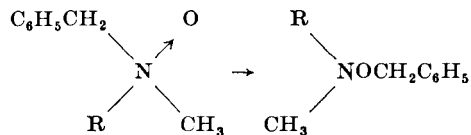
<sup>147</sup> Cope and Le Bel. *J. Am. Chem. Soc.*, **82** (in press, 1960).

<sup>148</sup> Dodonov, *J. Gen. Chem. U.S.S.R.*, **14**, 960 (1944) [*C.A.*, **39**, 4612 (1945)].

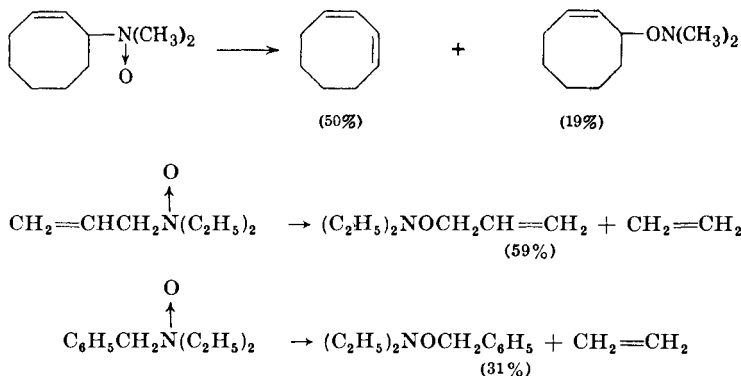
substituents the olefin mixture produced contains equal parts of the isomers XXXIV and XXXV.<sup>149</sup>



If an allyl or a benzyl group is attached to the nitrogen atom of an amine oxide, these groups may rearrange from nitrogen to oxygen with the formation of O-substituted hydroxylamines. Apparently this

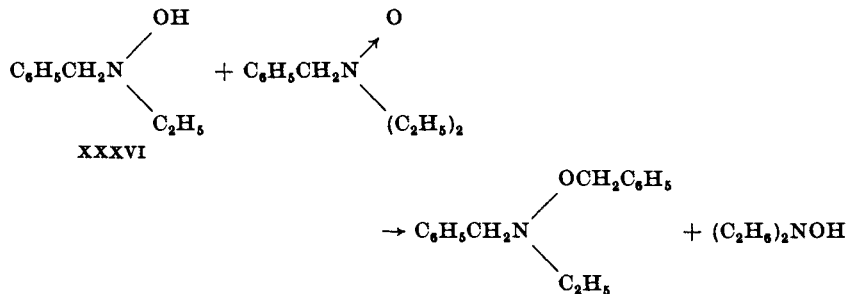


process can compete favorably with elimination since allyldiethylamine oxide and benzyldiethylamine oxide as well as cycloöcten-3-yl dimethylamine oxide give considerable amounts of the rearranged products.<sup>142, 60</sup>

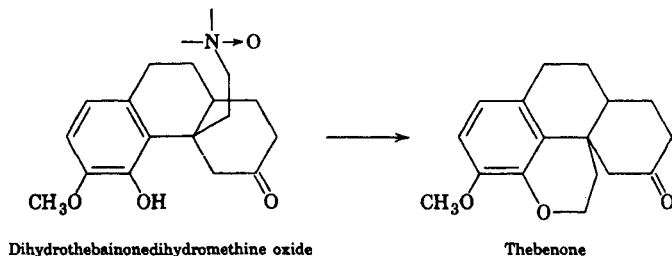


<sup>149</sup> Blomquist and Meinwald, *Abstracts, A.C.S. Meeting*, April 1958, 77 N.

In the case of benzyldiethylamine oxide the normal product XXXVI expected from elimination of ethylene was isolated in 34% yield as well as products which may arise by alkylation of XXXVI by the amine oxide.<sup>142</sup> The conversion of dihydrothebainonedihydromethine oxide to



thebenone<sup>150</sup> illustrates the formation of a heterocycle by this alkylation process. The formal similarity between amine oxides and quaternary salts has been suggested earlier, and the use of the latter as alkylating agents is well known.



Commonly a small amount of tertiary amine is recovered from the pyrolysis of the amine oxide.<sup>42, 151</sup>

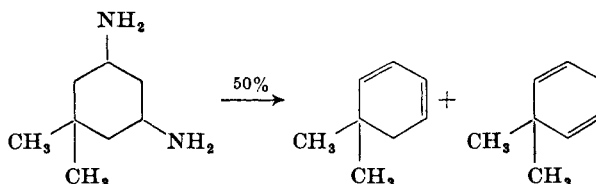
An unexplained side reaction is involved in the pyrolysis of *n*-propylisoamylmethylamine oxide where the pentene fraction (55.9%) was found to contain 49.1% of 3-methyl-1-butene and two unexpected products, 11.2% of 2-methyl-2-butene and 1% of 2-methyl-1-butene.<sup>36</sup> Isoamylene was not isomerized under the reaction conditions, and the starting amine must have been pure since it reacted by the Hofmann elimination to give pure 3-methyl-1-butene.

<sup>142</sup> Bentley, Ball, and Ringe, *J. Chem. Soc.*, 1956, 1963.

<sup>151</sup> Cope and Ciganek, *Org. Syntheses*, 39, 40 (1959).

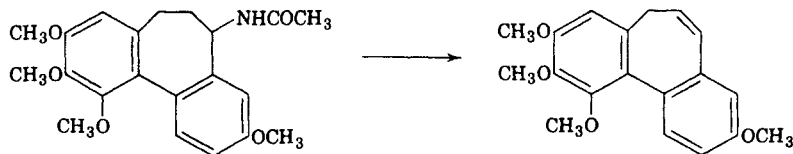
## DECOMPOSITION OF AMINE PHOSPHATES

A third method of converting an amine to an olefin involves the distillation of the amine from crystalline phosphoric acid. This method was discovered and developed to some extent by Harries,<sup>152, 153</sup> but apparently it has found little use in other laboratories. Most of the amines Harries investigated were derivatives of cyclohexylamine related to various terpenes,<sup>154, 155</sup> and in several instances a diamine was used to prepare a diene in one step. The yields rarely exceeded 50%, and since the method apparently does not lend itself to the degradation of heterocyclic amines (which has been the main use of the Hofmann elimination reaction) it has received little attention. Formally, this method is similar to the dehydration of alcohols with phosphoric acid, but it is not possible at present to determine how closely this analogy applies. Primary amines may be used directly; apparently secondary and tertiary amines have not been investigated.



## DECOMPOSITION OF ACYL DERIVATIVES OF AMINES

A few olefins have been obtained by heating N-acyl amines with phosphorus pentoxide in boiling xylene. This method apparently was discovered in the study of colchicine, and it is the method of choice in converting N-acetylcolchicinol methyl ether to deaminocolchicinol methyl ether.<sup>156</sup> Since the reaction seemed novel, it was investigated by Cook and applied to some simpler amines such as diphenylethylamine and

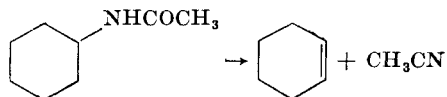


N-Acetylcolchicinol methyl ether

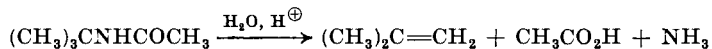
<sup>152</sup> Harries, *Ber.*, **34**, 300 (1901).<sup>153</sup> Harries and Johnson, *Ber.*, **38**, 1832 (1905).<sup>154</sup> Harries and Antoni, *Ann.*, **328**, 88 (1903).<sup>155</sup> Harries, *Ann.*, **328**, 322 (1903).<sup>156</sup> Cook, Graham, Cotten, Lapsley, and Lawrence, *J. Chem. Soc.*, **1944**, 322.



cyclohexylamine.<sup>157</sup> In the latter case acetonitrile was isolated, and this is presumably the fate of the acyl group in other instances as well. The reaction is an extension to the N-alkyl amides of the dehydration of amides to nitriles. In this respect it is of interest that the reverse reaction,



addition of an olefin to a nitrile, has been observed with a number of reactive olefins in the presence of sulfuric acid.<sup>158</sup> The N-alkyl amides obtained in this way were observed to undergo decomposition to an olefin on acid hydrolysis if the N-alkyl group was tertiary.



From the results at hand it would seem that this type of decomposition depends strongly on the degree of branching of the N-alkyl group. N-Ethyl- and N-n-propyl-acetamide are reported to yield no olefin; N-cyclohexylacetamide gives cyclohexene when treated with phosphorus pentoxide in boiling xylene;<sup>157</sup> and N-tertiary alkyl acetamides form olefins when boiled with 15% hydrochloric acid.<sup>158</sup>

The use of phosphorus pentoxide in xylene for the degradation of amides involves reaction conditions identical with those often employed in the Bischler-Napieralski synthesis of dihydroisoquinolines.<sup>159</sup> With a properly constituted amine this type of reaction may be observed. For example, the acetyl derivative of 1,3-diphenyl-2-aminopropane (XXXVII) gives some of the dihydroisoquinoline (XXXVIII) as well as 1,3-diphenylpropene;<sup>157</sup> and the colchicol analog (XXXIX) undergoes ring closure exclusively.<sup>157</sup> (See formulas on p. 373.)

With the exception of the study by Cook and one application to a derivative of colchicine,<sup>160</sup> the preparation of olefins from N-acyl amines has not been studied in detail, and it is not possible to make any general statement concerning the scope or mechanism of the reaction.

The acetyl derivatives of amines have been pyrolyzed to olefins in the absence of phosphorus pentoxide by using temperatures of 500–600°.<sup>161</sup> Olefins were obtained in 14–67% conversion by one passage through the heated column. Better yields were obtained using an N-phenyl-N-alkyl derivative of acetamide than with compounds in which the aromatic

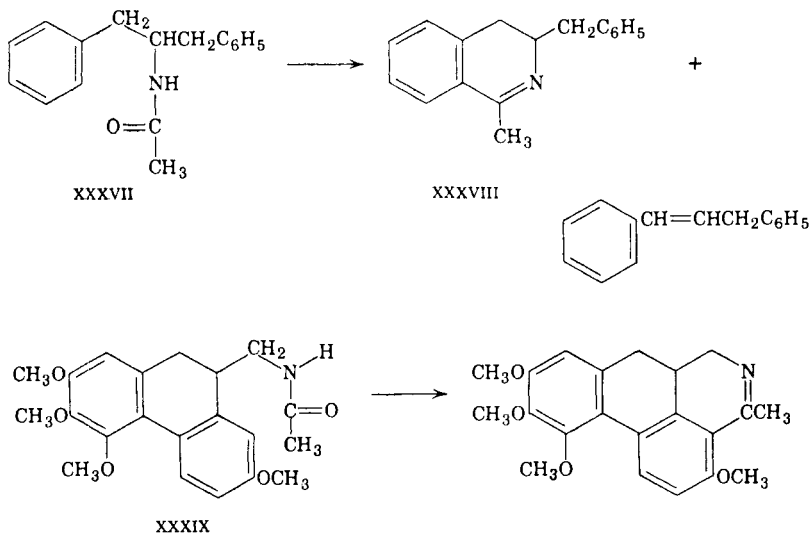
<sup>157</sup> Cook, Dickson, Ellis, and Loudon, *J. Chem. Soc.*, **1949**, 1074.

<sup>158</sup> Ritter and Minieri, *J. Am. Chem. Soc.*, **70**, 4045 (1948).

<sup>159</sup> Whaley and Govindachari, *Org. Reactions*, **6**, 75 (1951).

<sup>160</sup> Tarbell, Frank, and Fanta, *J. Am. Chem. Soc.*, **68**, 502 (1946).

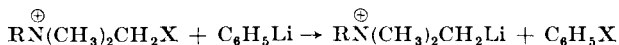
<sup>161</sup> Bailey and Bird, *J. Org. Chem.*, **23**, 996 (1958).



group was replaced by a methyl group or a hydrogen atom. In the cases reported, the direction of elimination was similar to that observed in the pyrolysis of esters.

#### REACTION OF QUATERNARY SALTS WITH ORGANOMETALLIC COMPOUNDS OR ALKALI METAL AMIDES

Olefins can be prepared from quaternary salts by treatment with phenyllithium in ether, potassium amide in liquid ammonia, or other strong bases.<sup>25, 26, 162-164</sup> These reactions involve an ylide intermediate and may yield a product which differs from that obtained by the usual Hofmann procedure. For example, the ratio of *trans*- to *cis*-cyclooctene is 5.7 : 1 when the mixture is prepared from cyclooctyltrimethylammonium bromide and potassium amide<sup>163</sup> but 1.5 : 1 when it is prepared from the quaternary hydroxide.<sup>9</sup> In a variant of this method the ylide is generated by treatment of a halomethyl quaternary derivative with phenyllithium. This process presumably involves halogen-metal interchange.<sup>162</sup>



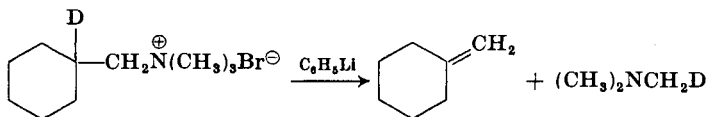
Cyclohexylmethyltrimethylammonium bromide containing deuterium at the  $\beta$ -position gave methylenecyclohexane free of deuterium, and

<sup>162</sup> Wittig and Polster, *Ann.*, **599**, 13 (1956).

<sup>163</sup> Wittig and Polster, *Ann.*, **812**, 102 (1958).

<sup>164</sup> Rabiant and Wittig, *Bull. soc. chim. France*, **1957**, 798.

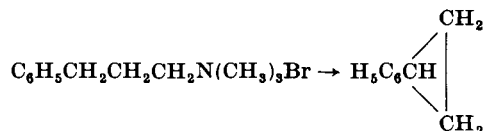
trimethylamine which contained all the deuterium originally present,<sup>165</sup> thus confirming the postulated mechanism.



However, the reaction of ethyltrimethylammonium bromide labeled with tritium at any of the positions in the ethyl group or in the methyl group showed extensive proton exchange among these positions when treated with phenyllithium.<sup>25</sup>

The composition of the products obtained from a quaternary salt may depend on whether potassium amide in liquid ammonia or phenyllithium in ether is used.<sup>163</sup>

Two cases are reported in which treatment of a quaternary halide with sodium amide in liquid ammonia forms cyclopropyl derivatives.<sup>165a</sup> In these instances the  $\gamma$ -hydrogen atom is benzylic. In other instances the



reaction of sodium amide in ammonia with quaternary bromides produced olefins.

#### COMPARISON OF METHODS

Of the four ways discussed for bringing about the conversion of an amine to an olefin it is obvious that the Hofmann exhaustive methylation procedure has been most extensively studied. As long as there is a  $\beta$  hydrogen atom in the quaternary base, the Hofmann method will almost always give some olefin, the important competing reaction being displacement to form an alcohol. The amine oxide method offers some advantages in experimental ease and usually does not cause isomerization of the olefin. However, the fact that it does not open the common nitrogen-containing rings is a limitation on its use as a tool in alkaloid investigations. In some instances the amine oxide method may lead to a geometrical isomer of the olefin different from that obtained from the quaternary hydroxide.

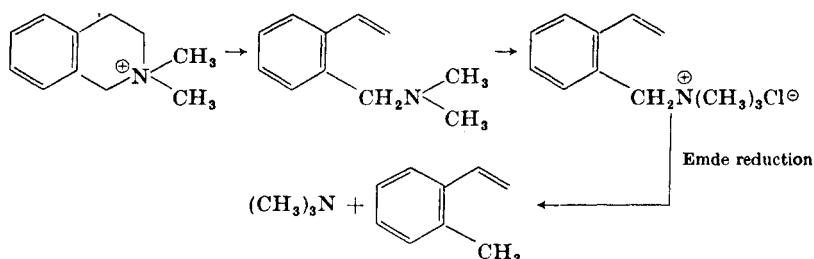
The pyrolyses of amines or their N-acyl derivatives in the presence of phosphoric acid have received so little attention that it is difficult to assess

<sup>165</sup> A. C. Cope and N. A. LeBel, unpublished results.

<sup>165a</sup> Bumgardner, *Chem. & Ind. (London)*, **1958**, 1555.

their utility. It is questionable whether heterocyclic amines would form olefins by these methods. As a method of preparing an olefin from a given primary amine, these reactions avoid the alkylation and subsequent procedures common to the Hofmann and amine oxide pyrolyses which may compensate for the somewhat lower yields obtained. (Olefin isomerization would be expected under the acidic reaction conditions employed.)

If the amine elimination reactions are considered as methods of degradation rather than syntheses, then the Hofmann reaction is the most useful, since it is most generally applicable. In this field there are two other methods which may accomplish the same sort of cleavage. The von Braun cyanogen bromide reaction<sup>166</sup> will open heterocyclic rings, but the relative reactivities of various groups differ from those observed in the exhaustive methylation procedure since attack at the  $\alpha$  carbon atom rather than at the  $\beta$  hydrogen atom is involved. Methyl groups, for example, are readily removed and other substituents with no  $\beta$  hydrogen atoms may be cleaved. Reductive cleavage and especially the Emde reduction of quaternary salts to an amine and a hydrocarbon is the other general method.<sup>167, 168</sup> However, this process does not usually succeed unless the group to be removed is of the benzylic or allylic type. Lithium aluminum hydride may be used to reduce a quaternary salt to a tertiary amine and, with this reagent, alkyl groups may be removed from the nitrogen atom.<sup>145, 167, 169, 170</sup> In alkaloid degradations the Emde reduction may be used to remove the amino group from compounds of the tetrahydroisoquinoline type after a Hofmann step. Of course, this final cleavage cannot be accomplished by the Hofmann method. As the three methods



of degradation are complementary rather than competitive in most instances, it is meaningless to discuss their relative utility.

<sup>166</sup> Hageman, *Org. Reactions*, **7**, 198 (1953).

<sup>167</sup> Kenner and Murray, *J. Chem. Soc.*, **1950**, 406.

<sup>168</sup> Emde, *Helv. Chim. Acta*, **15**, 1330 (1932).

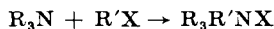
<sup>169</sup> Gaylord, *Reduction with Complex Metal Hydrides*, Interscience Publishers, New York, 1956, pp. 781-789.

<sup>170</sup> Cope, Ciganek, Fleckenstein, and Meisinger, *J. Am. Chem. Soc.*, **82** (in press, 1960).

## EXPERIMENTAL CONDITIONS AND PROCEDURES

The fully alkylated amine required in the Hofmann and amine oxide procedures can be prepared in several ways. It is not our purpose here to include a comprehensive survey of methods of alkylation,\* but to indicate the more commonly used techniques. In the application of the Hofmann reaction to alkaloids, methyl iodide has most often been used to prepare the tertiary amine and then the quaternary iodide in one reaction. For synthetic purposes, especially where a primary amine is to be degraded, there may be considerable advantage in using the formaldehyde-formic acid procedure<sup>171</sup> to prepare the tertiary amine. Other reagents that have been used to alkylate amines to obtain quaternary compounds for use in the Hofmann elimination reaction include dimethyl sulfate,<sup>91</sup> methyl *p*-toluenesulfonate,<sup>172</sup> ethyl chloroacetate,<sup>173</sup> and trimethyloxonium fluoborate<sup>174</sup>.

To prepare the quaternary salt from a tertiary amine, the alkyl halides or sulfates are useful. Most commonly, methyl iodide has been used. Although there is no difficulty in preparing quaternary iodides with methyl



iodide, it might be pointed out that the general reaction (cf. refs. 37, 175, 176) does not always proceed easily. Ethyl acetate and methyl ethyl ketone have proved to be useful solvents in cases where equilibration of the quaternary halide with the various possible tertiary amines and alkyl halides is to be avoided. When dimethyl sulfate is used, only one methyl group is transferred to nitrogen per mole of sulfate, so that the salt formed is a quaternary methosulfate,  $R_4N^{\oplus}(SO_4^{\ominus}CH_3)$ .

The quaternary hydroxide may be prepared from the iodide by using a base such as silver oxide that forms an insoluble iodide. This method suffers from the expense of the reagent and in some instances from the oxidizing power of silver salts in basic solution, but it is still most generally used. Thallous hydroxide may be used to obviate the oxidation effect, if not the cost of the silver salt.<sup>75, 81, 177</sup> If the quaternary methosulfate is used, it may be hydrolyzed to the sulfate and then converted to the hydroxide with barium hydroxide.<sup>91</sup> Perhaps the most promising method

\* For such a survey see J. Goerdeler in Houben-Weyl, *Methoden der organischen Chemie* 4th ed., Vol. XI, part 2, Georg Thieme, Stuttgart, 1958.

<sup>171</sup> Moore, *Organic Reactions*, **5**, 301 (1947).

<sup>172</sup> Reynolds and Kenyon, *J. Am. Chem. Soc.*, **72**, 1597 (1950).

<sup>173</sup> Read and Hendry, *Ber.*, **71**, 2544 (1938).

<sup>174</sup> Meerwein, Battenberg, Told, Pfeil, and Willfang, *J. prakt. Chem.*, **154**, 83 (1940).

<sup>175</sup> Hey and Ingold, *J. Chem. Soc.*, **1933**, 66.

<sup>176</sup> Hughes, *J. Chem. Soc.*, **1933**, 75.

<sup>177</sup> von Bruchhausen, Oberembt, and Feldhaus, *Ann.*, **507**, 144 (1933).

of effecting the exchange of hydroxide ion for halide ion with a sensitive compound is the use of a basic ion exchange resin.<sup>178, 36</sup> The solutions obtained in this way are more dilute than those formed by other methods, and the apparatus takes longer to assemble, but this procedure seems to avoid most of the objectionable features of the precipitation methods.

Once the quaternary hydroxide has been prepared, the clear aqueous solution is decomposed directly. Depending on the ease with which the elimination reaction occurs, this may be accomplished by warming on a steam bath or by distillation at higher temperatures. The most recent practice seems to be to remove most of the water under reduced pressure with gentle heating. If decomposition does not occur during this process, the residual syrup or solid is heated in an oil bath under reduced pressure until it does decompose. This should rarely require a temperature as high as 200°. With some difficult decompositions very low pressures have been used to advantage,<sup>178-180</sup> but in general pressures readily attained with an oil pump or water aspirator have proved satisfactory. The importance of excluding carbon dioxide has been pointed out, and the early practice of concentrating the basic solution by allowing it to evaporate in an open vessel should not be employed.

In many instances the quaternary salt has not been converted to the hydroxide, but instead has been treated directly with excess base and then pyrolyzed. Usually, 10-20% aqueous sodium or potassium hydroxide has been used and the solution heated on a steam bath until decomposition seems to be complete. Not all compounds will decompose under such mild conditions, but, from a consideration of the compounds with which this method is useful, it appears that when more drastic conditions have been needed the previously described technique of preparing the quaternary hydroxide has been employed. However, decompositions of quaternary iodides by direct treatment with excess base have been carried out at temperatures up to 250°,<sup>7</sup> and the method may be quite generally applicable. With amines of high molecular weight the quaternary iodide may have a very low solubility, and it may be useful to prepare the quaternary chloride instead in order to obtain its solution in the basic reaction medium. This can be accomplished by digesting the iodide with freshly precipitated silver chloride.<sup>181-183</sup>

**Isolation of Products.** Because of the great differences in physical properties of the olefins formed in the Hofmann degradation it is not

<sup>178</sup> Weinstock and Boekelheide, *J. Am. Chem. Soc.*, **75**, 2546 (1953).

<sup>179</sup> Small and Lutz, *J. Am. Chem. Soc.*, **56**, 1738 (1934).

<sup>180</sup> Späth and Tharrer, *Ber.*, **66**, 904 (1933).

<sup>181</sup> Gadamer and Sawai, *Arch. pharm.*, **264**, 401 (1926).

<sup>182</sup> von Bruchhausen and Stippler, *Arch. Pharm.*, **265**, 152 (1927).

<sup>183</sup> Ghose, Krishna and Schlittler, *Helv. Chim. Acta*, **17**, 919 (1934).

possible to describe a method of isolation that will apply to all cases. Decomposition of the water-soluble quaternary base gives rise to olefins and amines that are usually less soluble and which may distil, steam distil, or remain as a residue, depending on the conditions of the pyrolysis. Usually some of the quaternary base will undergo displacement to regenerate the original tertiary amine, which will then be present as a contaminant. If the olefinic product is non-basic an easy separation is possible, but if nitrogen is retained in this portion of the molecule, as is the case when the original amine was heterocyclic, the problem of separating these amines may result. Faced with this situation, many investigators have simply remethylated the crude product and repeated the degradation until a nitrogen-free product was obtained. If it is necessary to separate the mixture of tertiary amines, this usually is achieved by taking advantage of a difference in solubility of the amines themselves or of one of their salts.

It is frequently possible for the degradation to yield a mixture of isomeric unsaturated amines. Furthermore, allylic rearrangement of the double bond may give rise to still more isomers. If several steps are to be carried out consecutively, the mixtures obtained add to the experimental difficulties. In such a case, the problem is simplified by hydrogenating the product after each step until the amino group is removed. Of course, less information about the structure of the original amine is obtained by this procedure, but the number of steps required to remove the amino group may still be used to determine its situation in the original compound.

In the investigation of alkaloids it is of interest to know when trimethylamine has been evolved during a pyrolysis. Usually the odor or a test with moistened litmus paper is sufficient indication of the liberation of an amine. When the decomposition is carried out under reduced pressure, the amine may be trapped in a receiver cooled in solid carbon dioxide or liquid nitrogen or in a trap containing acid.<sup>8, 37</sup> Occasionally dimethylamine is eliminated in a decomposition and, if the amines are collected in a trap containing hydrochloric acid, the melting point of the hydrochloride serves to distinguish between trimethylamine and dimethylamine. When different tertiary amines may be formed, the mixture may be trapped and separated by the methods described in ref. 184 or analyzed by gas chromatography.<sup>53</sup>

**Preparation of Amine Oxides.** Tertiary amines may be converted to the corresponding oxides by the use of 35% aqueous hydrogen peroxide in water or methanol solution at room temperature. Since the oxidation of the amine at room temperature may be a slow process, it is convenient to follow the conversion by spot tests with phenolphthalein; the amine

<sup>184</sup> Schryver and Lees, *J. Chem. Soc.*, **79**, 563 (1901).

oxides are not sufficiently basic to give a color test with this reagent.<sup>9</sup> The excess peroxide must be completely destroyed before pyrolysis to avoid the danger of explosion during concentration; this destruction is accomplished by the addition of platinum black<sup>9</sup> or of catalase.<sup>121</sup> The decomposition of the excess peroxide can be followed by periodic tests with lead sulfide paper, which is whitened immediately by hydrogen peroxide in low concentrations but not by solutions of amine oxides.<sup>9</sup> Amines such as tri-*n*-propylamine and those with larger alkyl groups are converted to the oxides with hydrogen peroxide very slowly, and stronger reagents such as 40% peroxyacetic acid<sup>185</sup> or monoperoxyphthalic acid<sup>144</sup> are used for their oxidation.

The solution of amine oxide is concentrated under reduced pressure to a syrup which is then pyrolyzed by heating in an oil bath. The isolation procedure is essentially the same as would be used after the Hofmann decomposition. In a few cases, in which the amino group is attached to a tertiary carbon atom or the  $\beta$  carbon atom is highly branched, the elimination may occur spontaneously during oxidation of the amine.<sup>186</sup>

**Phosphoric Acid Deamination.** The examples of this reaction which have been found (see Table XII, p. 391) are almost entirely those reported by Harries. The experimental procedures were not described in detail, and the reaction is largely unexplored. In many of the cases investigated by Harries a dihydrobenzene derivative was isolated and, perhaps for this reason, the decompositions were carried out in a carbon dioxide atmosphere.

In cases in which the *N*-substituted acetamide was heated with phosphorus pentoxide it was necessary first to prepare the acyl derivative of the amine. The usual methods of acylating amines with acid chlorides, anhydrides, etc., will not be reviewed here.

It is also possible to prepare the desired amides by treating an alcohol with acetonitrile, benzonitrile, or other nitriles under acidic conditions.<sup>158</sup> However, if the starting material to be converted to an olefin is an alcohol, probably one of the usual dehydration procedures would be more suitable.

To bring about decomposition, the amide is heated with an excess of phosphorus pentoxide in boiling xylene. The number of examples of the procedure is so small that variations in this technique are untested.

**Cycloheptyltrimethylammonium Iodide. Alkylation with Methyl Iodide.**<sup>187</sup> A solution of 66 g. of cycloheptylamine hydrochloride in 400 ml. of methanol is prepared in a large round-bottomed flask fitted with an efficient reflux condenser and two dropping funnels. The solution

<sup>185</sup> Cope and Lee, *J. Am. Chem. Soc.*, **79**, 964 (1957).

<sup>186</sup> A. C. Cope, F. M. Acton, and R. A. Pike, unpublished work.

<sup>187</sup> Willstätter, *Ann.*, **317**, 204 (1901).



is cooled in ice water until the theoretical quantities of reactants have been added in a manner to be described, and then for one additional hour. One hundred grams of a solution of potassium hydroxide (25% by weight) in methanol is added through one funnel and 126 g. of a 50% solution of methyl iodide in methanol through the other. When the reaction mixture becomes neutral or acid to litmus, the same quantities of base and methyl iodide are added. This procedure is repeated until 300 g. of potassium hydroxide solution and 378 g. of methyl iodide solution have been added. After the mixture has warmed to room temperature, an additional 100 g. of methyl iodide is added and 140–150 g. of potassium hydroxide solution is added slowly in small portions until the reaction mixture is neutral.

The methanol is removed by distillation from a steam bath, and the methiodide is precipitated by the addition of concentrated sodium hydroxide solution. The product is collected by filtration and washed with a mixture of water, methanol, and acetone. The dried product weighs 119 g. (95%). It may be purified by extraction with chloroform or acetone in a Soxhlet apparatus, or it may be recrystallized from acetone (a large quantity of solvent is required because of the low solubility of the iodide in boiling acetone).

***n*-Propyltrimethylammonium Iodide.**<sup>37</sup> Alkylation of Trimethylamine. Thirty milliliters of a 25% solution of trimethylamine in absolute methanol is added to 17.2 g. of *n*-propyl iodide in a glass-stoppered 125-ml. Erlenmeyer flask. The mixture is cooled in ice for one hour and allowed to stand at room temperature overnight. The solution is then warmed on a steam bath until the trimethylamine is driven off (odor); then 65 ml. of ethyl acetate is added, and the mixture is heated to boiling. On cooling, large needles separate and are collected by filtration, washed with cold ethyl acetate, and dried. The yield of *n*-propyltrimethylammonium iodide melting at 192.0–192.5° is 22 g. (96%).

***Di-n*-butyldiisoamylammonium Iodide.**<sup>37</sup> Alkylation of a Hindered Amine. A solution of 19.9 g. (0.1 mole) of isoamyldi-*n*-butylamine, 19.8 g. (0.1 mole) of isoamyl iodide, and 25 ml. of methyl ethyl ketone is heated under slow reflux for eighteen hours. The white crystals that separate when the solution is cooled are collected, washed with pure solvent, and dried. The yield of crude material melting at 117.0–119.5° is 25 g. Addition of 50 ml. of dry ether to the filtrate precipitates an additional 3 g. of product. The fractions are combined and recrystallized from ethyl acetate, yielding 25 g. (63%) of material melting at 120.0–120.5°.

**Preparation of Silver Oxide.**<sup>188</sup> A solution of one part by weight of silver nitrate in 10 parts of water is heated to 85° on a steam bath and

<sup>188</sup> Helferich and Klein, *Ann.*, **450**, 219 (1928).

treated with an equally warm solution of 0.23 part by weight of pure sodium hydroxide in 10 parts of water. The precipitated oxide is washed by decantation with 5 portions of hot water. This freshly precipitated oxide may be used as such. For pure, dry silver oxide, the precipitate is suspended in 5 parts of absolute ethanol, collected on a hardened filter paper, and washed several times with ethanol. The product is dried in air and then in a desiccator over phosphorus pentoxide.

**Di-*n*-butyldiisoamylammonium Hydroxide.<sup>37</sup> Use of Silver Oxide.** A solution of 6 g. (0.015 mole) of di-*n*-butyldiisoamylammonium iodide in 40 ml. of water and 5 ml. of methanol is shaken for one hour with thoroughly washed silver oxide prepared as described above from 5.1 g. (0.03 mole) of silver nitrate. The mixture is filtered as rapidly as possible with suction, and the filtrate is standardized acidimetrically.

**Decomposition of Di-*n*-Butyldiisoamylammonium Hydroxide.<sup>37</sup>** A 100-ml. pear-shaped flask, fitted with a capillary nitrogen inlet tube, containing 52 ml. (0.0111 mole) of the quaternary hydroxide solution prepared as described above is connected by large-diameter tubing to a condenser set for distillation. The condenser leads to a train of two 125-ml. gas-washing bottles containing 20 ml. of 3*N* hydrochloric acid, a drying tube, a trap cooled in liquid nitrogen, and finally to a mercury bubbler. The system is swept with nitrogen for thirty minutes, and then the flask is immersed in an oil bath at 85° and the temperature raised to 175°. At the latter temperature most of the water will have distilled into the first wash bottle. When the temperature is raised to 200°, vigorous decomposition sets in as evidenced by frothing in the flask, the appearance of oil in the condenser, and a rapid increase in the flow of gas through the wash bottles. Decomposition is complete in twenty minutes. The system is swept with nitrogen and the trap is closed and weighed. The olefin weighs 0.631 g. (94%) and consists of 67% butylene and 33% isoamylene as shown by mass spectral analysis.

**1-Hexene. Methylation with Dimethyl Sulfate and Decomposition of the Sulfate.<sup>91</sup>** One mole of *n*-hexylamine is suspended in 9 moles of a 25% solution of sodium hydroxide in water and shaken for a short time with 4 moles of dimethyl sulfate, which is added in small portions with cooling. The quaternary salt appears as a thick oil floating on the solution and is separated in a separatory funnel. The oil may be crystallized by solution in chloroform and precipitation with ether; however, the crude product may be used directly for decomposition.

The oily quaternary salt is dissolved in 1.5 moles of 20% sulfuric acid solution and heated for one and one-half to two hours under reflux. The solution is cooled and treated with a slight excess of barium hydroxide solution, and the precipitate of barium sulfate is removed by filtration.

The filtrate is concentrated under reduced pressure at 50°, 4 moles of a 50% solution of potassium hydroxide is added, and the solution is distilled. The distillate is placed in a separatory funnel and the aqueous layer removed. The oily mixture of olefin and amine is washed with dilute sulfuric acid, and the olefin is collected by distillation after being washed and dried. The entire fraction (60%) boils at 66° and is pure 1-hexene. The amine recovered from the acid washing amounts to 20% of the starting material.

In general, 1 mole of dimethyl sulfate and 2 moles of base per mole of dimethyl sulfate are required for each methyl group to be introduced. In addition, an excess of dimethyl sulfate is usually employed; the procedure above uses a one molar excess of alkylating agent and a one molar excess of base over that required by the 2 : 1 ratio.

**des-N-Methylaphylline.<sup>189</sup> Decomposition of a Quaternary Hydroxide under Reduced Pressure.** Ten grams of aphylline methiodide is dissolved in water and treated with the freshly precipitated silver oxide prepared from 5 g. of silver nitrate. The mixture is allowed to stand for twenty-four hours, and the precipitate is removed by filtration and washed with hot water. The combined filtrates are concentrated on a water bath at 6–15 mm. The “des” base separates from solution as white needles during this process. The mixture is heated on a water bath for one hour to complete the Hofmann elimination reaction. The material in the flask is taken up in ether, dried over potassium carbonate, and the ether is removed by distillation, leaving 5.5 g. (82%) of an oil that solidifies on cooling. The “des” base is purified by recrystallization from petroleum ether and is obtained as colorless needles, m.p. 113–115°.

**Dihydro-des-N-dimethylcytisine.<sup>190</sup> Decomposition Followed by Hydrogenation.** Seventeen grams of methylcytisine methiodide is dissolved in water and digested with excess silver oxide. The precipitate is collected by filtration, washed with hot water, and the combined filtrate and washings are concentrated under reduced pressure. The solution of quaternary base is transferred to a hydrogenation flask, palladium on charcoal catalyst is added, and the mixture is further concentrated under reduced pressure to the consistency of a syrup. The flask is then immersed in water at 80–90° for ten minutes to complete the decomposition, and the reaction mixture is diluted with cold water and hydrogenated at once.

When uptake of hydrogen has ceased (500 ml.), the catalyst is removed by filtration, washed well, and the solution is extracted with four portions of chloroform. The aqueous portion is concentrated, heated, and hydrogenated once again (uptake 150 ml. of hydrogen) in the manner described.

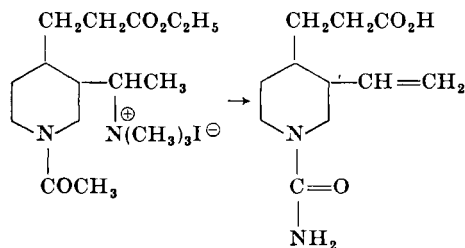
<sup>189</sup> Orechhoff and Menshikoff, *Ber.*, **65**, 234 (1932).

<sup>190</sup> Späth and Galinovsky, *Ber.*, **65**, 1526 (1932).



ether. The methiodide is suspended in water and shaken with ether and aqueous sodium bicarbonate. Dimethylamine is evolved, and the ether layer becomes intensely yellow in color. The layers are separated, and the ether layer is washed with 0.1*N* hydrochloric acid, water, and dried over calcium chloride. The ether is removed by distillation, leaving a yellow-brown crystalline residue which is recrystallized from ligroin as dark-yellow crystals, m.p. 81–82°.

**N-Uramidohomomeroquinene.**<sup>129</sup> **Decomposition of a Quaternary Iodide with Excess Base.** N-Acetyl-10-trimethylammoniummethylhydrohomomeroquinene ethyl ester iodide (1.45 g.) is taken up in an



equal quantity of water and heated in a platinum or nickel crucible with vigorous stirring with 2.5 ml. of a solution of 5 g. of sodium hydroxide in 4 ml. of water. Vigorous evolution of trimethylamine commences at 140°. The temperature is gradually raised to 165–180° while stirring is continued and water is added from time to time to replace that lost by evaporation. When the evolution of amine has ceased (one-half to one hour), the mixture is allowed to cool and the excess base is removed with a pipette from the upper layer of product, which is a light-tan solid or semisolid material. The latter is taken up in 3 ml. of water, neutralized to litmus with concentrated hydrochloric acid, and decolorized with Norit.

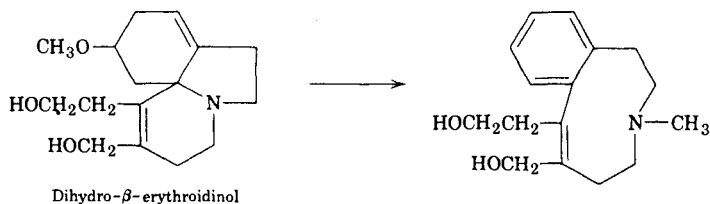
The carbon is removed by filtration and the filtrate treated with 0.35 g. of potassium cyanate in a small quantity of water. The solution is heated on a steam bath for thirty minutes, then acidified with concentrated hydrochloric acid to Congo Red while hot. N-Uramidohomomeroquinene (0.30 g., 38%) crystallizes from the solution when cooled as small shining prisms, m.p. 163–164° dec.

**Preparation and Decomposition of Cyclohexylphenethyl-dimethylammonium Hydroxide.**<sup>75</sup> **Use of Thallous Hydroxide.** A solution of 2.5 g. of thallous sulfate in 25 ml. of water is treated with 0.85 g. of barium hydroxide. This cloudy solution is used directly to prepare the free base from a solution of 3 g. of cyclohexylphenethyl-dimethylammonium iodide in 30 ml. of ethanol. The precipitated

thallous iodide makes the precipitate of barium sulfate more easily removed by filtration. The solution is protected from atmospheric carbon dioxide during filtration. The clear filtrate is allowed to drop into a distilling flask heated at 120° in an oil bath, whereupon it decomposes at once. The products, styrene and cyclohexyldimethylamine, distil with the water and are collected in a receiver containing hydrochloric acid. The styrene is extracted from this mixture with ether and converted to the dibromide, giving 1.05 g. (64%) of this derivative, m.p. 72°.

***trans*-1,2-Octalin.**<sup>191</sup> **Use of Silver Sulfate and Barium Hydroxide.** Twenty-five grams of *trans*- $\alpha$ -decyltrimethylammonium iodide is dissolved in water and treated with 13 g. of silver sulfate. The precipitated silver iodide and undissolved silver sulfate are removed by filtration. The silver remaining in solution is precipitated with hydrogen sulfide, and the excess hydrogen sulfide is expelled with a stream of carbon dioxide. Concentrated barium hydroxide is added dropwise until no further precipitation of barium sulfate and carbonate is observed. Finally the solution is filtered again and the quaternary base is concentrated and decomposed by heating in a water bath at 3–4 mm. pressure. A yield of 4.1 g. (40%) of *trans*-1,2-octalin is obtained, b.p. 185°,  $d_4^{15.6}$  0.8970,  $n_{D}^{15.6}$  1.48722.

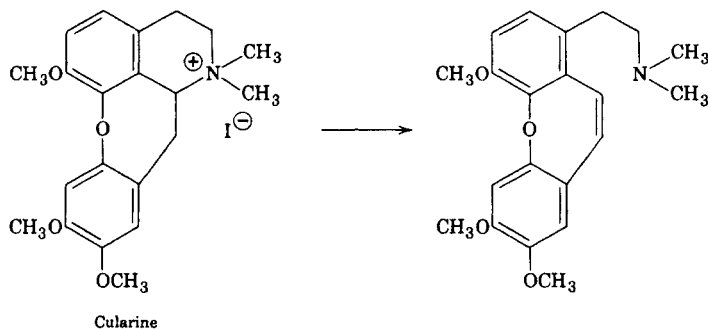
**des-N-Methyldihydro- $\beta$ -erythroidinol.** **Use of an Ion Exchange Resin.**<sup>178</sup> A solution of 1.29 g. of dihydro- $\beta$ -erythroidinol and 3 ml. of



methyl iodide in 15 ml. of methanol is allowed to stand overnight and is then boiled under reflux for one hour. After removal of the solvent under reduced pressure, the residue is taken up in 15 ml. of water and passed through an 8-mm. tube packed to a height of 30 cm. with Amberlite IRA-400 (basic form). The column is eluted with 15 ml. of water, and the combined eluates are concentrated under reduced pressure. Distillation of the residue in a molecular still at 0.03 mm. (pot temperature 130–150°) gives a viscous oil which is taken up in methanol and treated with hexane. This causes separation of 0.95 g. (78%) of a white solid, m.p. 93–97°. ReerySTALLIZATION of this material from hexane gives white crystals, m.p. 96–98°.

<sup>191</sup> Huckel and Naab, *Ann.*, **502**, 136 (1933).

**Cularinemethine.**<sup>128</sup> **Decomposition in Aqueous Solution with Added Base.** A suspension of 5 g. of cularine in 5 ml. of methanol is treated at room temperature with 4 g. of methyl iodide. The alkaloid dissolves readily and the methiodide then slowly separates in colorless crystals which melt at 205° after recrystallization from hot methanol.



The methiodide is dissolved in water, any remaining organic solvent is removed by boiling, and a turbidity is removed by filtration. The solution (ca. 75 ml.) is then heated for twenty-four hours on a steam bath with 10 g. of potassium hydroxide. The oil that separates is extracted with ether, and the ether is removed, leaving a residue that weighs 5.2 g. when dried under reduced pressure. The residue does not crystallize, but the picrate crystallizes readily from methanol in pale-yellow needles melting sharply at 167°.

**Methylenecyclohexane and N,N-Dimethylhydroxylamine Hydrochloride.**<sup>151</sup> This *Organic Syntheses* procedure illustrates the standard method used for the preparation and pyrolysis of amine oxides. Methylenecyclohexane is obtained in 79–88% yield and N,N-dimethylhydroxylamine hydrochloride in 78–90% yield from 0.35 mole of N,N-dimethylcyclohexylmethylamine.

**N,N-Dimethylcycloöctylamine Oxide.**<sup>9</sup> A solution of 5.0 g. (0.032 mole) of N,N-dimethylcycloöctylamine in 10 ml. of methanol is cooled in an ice bath, and 10.0 g. (0.094 mole) of 35% hydrogen peroxide is added slowly (thirty minutes). The solution is allowed to come to room temperature and stand for twenty-six hours, at which time it gives a negative spot test for the amine with phenolphthalein. The excess hydrogen peroxide is decomposed by stirring the solution with 0.25 g. of platinum black for five hours, at which time a drop of the solution fails to whiten lead sulfide paper (negative hydrogen peroxide test). The platinum black is separated and the filtrate is concentrated at 10–12 mm. with a

bath temperature of 30–40°, leaving the amine oxide as a colorless, viscous syrup.

Hindered amines or amines of high molecular weight are not converted to amine oxides by this procedure and should be oxidized with a peroxy acid (see p. 379).

***cis*-Cycloöctene.**<sup>9</sup> The *N,N*-dimethylcycloöctylamine oxide described above is heated in a nitrogen atmosphere at 10 mm. in a 100-ml. round-bottomed flask connected through a short Vigreux column to two traps in series, the first cooled with solid carbon dioxide (Dry Ice) and the second with liquid nitrogen. The flask is placed in an oil bath and the temperature is raised 1–2° per minute; decomposition of the amine oxide begins at 100° and is complete at 120° after twenty-five minutes, at which time practically no material remains in the flask. The distillate is acidified with dilute hydrochloric acid, and the aqueous layer is frozen by cooling with solid carbon dioxide. The layer of *cis*-cycloöctene is removed with a pipette and distilled through a semimicro column. The yield is 3.22 g. (90%), b.p. 65° (59 mm.),  $n_D^{25}$  1.4684.

After removal of the *cis*-cycloöctene, the aqueous hydrochloric acid solution is concentrated under reduced pressure, and the residual *N,N*-dimethylhydroxylamine hydrochloride is dried by adding absolute ethanol and removing it under reduced pressure. After further drying in a vacuum desiccator over potassium hydroxide the *N,N*-dimethylhydroxylamine hydrochloride weighs 2.91 g. (95%), and melts at 100–103° (sealed capillary). The melting point is raised to 104.5–106° (sealed capillary) by two crystallizations from ethanol-ether.

#### TABULAR SURVEY

The following tables list examples of epoxides prepared from  $\beta$  amino alcohols (Table XI), and olefins prepared by the pyrolysis of amines in the presence of phosphoric acid or phosphorus pentoxide (Table XII), by the pyrolysis of acetyl derivatives of amines (Table XIII), by the pyrolysis of amine oxides (Tables XIV and XV), and by the Hofmann elimination reaction (Tables XVI, XVII, and XVIII). The literature through 1957 has been searched for examples of these reactions and many more recent references are included. In each table amines are listed in order of increasing carbon content of the amine considered to be the parent compound; within a given carbon content the amines are listed in the order primary, secondary, tertiary; and within these divisions in the order aliphatic, alicyclic, heterocyclic, and polyfunctional. Thus *n*-hexylamine, 2-methylpiperidine, and triethylamine are all located (in the above order) under C<sub>6</sub> in Table XV, with the understanding that the compound actually



degraded was the exhaustively methylated quaternary derivative. The carbon content of the free amine, not its acetyl derivative, is listed in Table XIII, and in Table XIV the carbon content of the unmethylated amine is listed with the understanding that in each case a tertiary amine oxide was pyrolyzed. If the precursor of the amine oxide is a tertiary amine that does not contain a methyl group, the amine is listed separately in Table XV with other similarly constituted amines, because the product sought in the pyrolysis of such an amine oxide is usually the dialkylhydroxylamine rather than the olefin. In the tabulation the yield of the dialkylhydroxylamine is given in these instances.

The examples of the Hofmann elimination reaction are divided into two categories, alkaloids and non-alkaloids. Unfortunately, because of the problem of locating examples there are undoubtedly many instances of the application of this reaction which are not listed. In the tables of non-alkaloidal amines (Tables XVI and XVII) the amines are tabulated as indicated above. For the alkaloid section (Table XVIII) the Manske and Holmes treatise, *The Alkaloids*,<sup>192</sup> has been used as a guide for nomenclature and structure except (a) for morphine and its derivatives, where the conventions of Bentley's monograph, *The Chemistry of the Morphine Alkaloids*,<sup>193</sup> were used, and (b) where more recent information was available. Closely related alkaloids are tabulated together under a group name which indicates the basic structure such as quinolizidine alkaloids, or which names one member of the group, such as the morphine alkaloids. Within the table of degradations the group names are in alphabetical order and the individual alkaloids are in the same order within each group. When feasible, a general structural formula is given for the whole group. It is to be understood that substituents in the alkaloids such as methoxyl groups are present in the degradation products unless otherwise specified.

A list of alkaloids in alphabetical order is provided in Table XIX which indicates group under which a given alkaloid is listed. In addition there is given the page in Table XVIII on which each group of alkaloids first appears. Those alkaloids whose names clearly indicate their relationships to alkaloids listed in Table XIX are not included in that table. Thus acetocodeine, bromocodeine, and dihydrocodeine are not listed in Table XIX as their relationship to codeine, which is listed, is obvious.

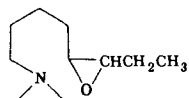
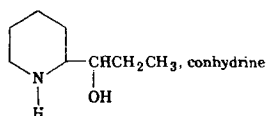
<sup>192</sup> Manske and Holmes, *The Alkaloids*, Academic Press, New York, 1953.

<sup>193</sup> Bentley, *The Chemistry of the Morphine Alkaloids*, Oxford University Press, New York, 1954.

TABLE XI

EPOXIDES FROM  $\beta$  AMINO ALCOHOLS

Amino Alcohol	Epoxide	Yield, %	References
<i>trans</i> -2-Aminocyclopentanol	Cyclopentene oxide	50	194
<i>trans</i> -2-Aminocyclohexanol	Cyclohexene oxide	74	194, 195
<i>cis</i> -2-Aminocyclohexanol	No oxide	—	105
2-Amino-1-heptanol	1-Heptene oxide	80	196
$\beta$ -Cyclohexyl- $\beta$ -aminoethanol	Cyclohexylethylene oxide	70	197
1-Phenyl-2-amino-1-propanol	1-Phenyl-2-methylethylene oxide	40	198
4-Phenyl-2-amino-1-butanol	4-Phenyl-1-butene oxide	70	197
4-Phenoxy-2-amino-1-butanol	4-Phenoxy-1-butene oxide	Poor	197
<i>erythro</i> -1,2-Diphenylethanolamine	<i>trans</i> -Stilbene oxide	68	104
<i>threo</i> -1,2-Diphenylethanolamine	<i>cis</i> -Stilbene oxide	62	104
2-Amino-1-hexadecanol	1-Hexadecene oxide	—	197
<i>cis</i> -2-Aminocyclodecanol	No oxide	—	106
<i>trans</i> -2-Aminocyclodecanol	<i>cis</i> -Cyclodecene oxide	85	106
<i>cis</i> -2-Aminocyclododecanol	<i>trans</i> -Cyclododecene oxide	48	106
<i>trans</i> -2-Aminocyclododecanol	<i>cis</i> -Cyclododecene oxide	91	106
<i>cis</i> -2-Aminocyclotridecanol	<i>trans</i> -Cyclotridecene oxide	95	106
<i>trans</i> -2-Aminocyclotridecanol	<i>cis</i> -Cyclotridecene oxide	84	106
<i>cis</i> -2-Aminocyclohexadecanol	<i>trans</i> -Cyclohexadecene oxide	90	106
<i>trans</i> -2-Aminocyclohexadecanol	<i>cis</i> -Cyclohexadecene oxide	84	106



90 199-201

Note: References 194 to 391 are on pp. 489-493.

OLEFINS FROM AMINES

389

TABLE XI—Continued

EPOXIDES FROM  $\beta$  AMINO ALCOHOLS

Amino Alcohol	Epoxide	Yield, %	References
Dihydropseudoconhydrinemethine [(CH <sub>3</sub> ) <sub>2</sub> NCH <sub>2</sub> CH(OH)(CH <sub>2</sub> ) <sub>5</sub> CH <sub>3</sub> ]		—	202
Ephedrine C <sub>6</sub> H <sub>5</sub> CH(OH)CH(NHCH <sub>3</sub> )CH <sub>3</sub> ( <i>erythro</i> )		30	103, 203, 204
Pseudoephedrine ( <i>threo</i> )		25	103, 204
<i>dl</i> - $\alpha$ -1- <i>p</i> -Chlorophenyl- 1,2-diphenyl-2-aminoethanol <i>erythro</i> form		75	204a
<i>threo</i> form		85	204a
Quinine		—	119, p. 11

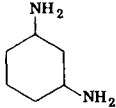
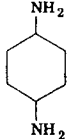
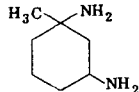
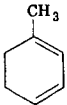
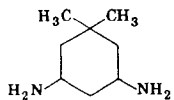
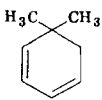
Note: References 194 to 391 are on pp. 489-493.

390

ORGANIC REACTIONS

TABLE XII

## PYROLYSIS OF AMINES WITH PHOSPHORIC ACID OR PHOSPHORUS PENTOXIDE

No. of C Atoms	Amine	Olefin	Yield, %	References
C <sub>4</sub>	Cyclobutylamine	Butadiene	23	205
C <sub>5</sub>	Cyclobutylmethylamine	Cyclopentene	—	206
C <sub>6</sub>	(CH <sub>3</sub> ) <sub>2</sub> C(NH <sub>2</sub> )CH <sub>2</sub> CH(NH <sub>2</sub> )CH <sub>3</sub>	"Methylpentadiene"	60	152
		1,3-Cyclohexadiene	25	154
		1,4-Cyclohexadiene	25	154
C <sub>7</sub>			50	152, 154
C <sub>8</sub>			50	154

Note: References 194 to 391 are on pp. 489-493.

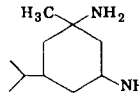
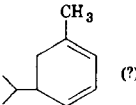
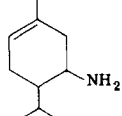
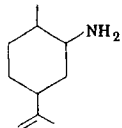
OLEFINS FROM AMINES

391

392

TABLE XII—Continued

## PYROLYSIS OF AMINES WITH PHOSPHORIC ACID OR PHOSPHORUS PENTOXIDE

No. of C Atoms	Amine	Olefin	Yield, %	References
C <sub>10</sub>			50	154
	Dihydroterpenylamine	Menthadiene	—	207
		Menthadiene	73	153
		Menthadiene	30	155

Note: References 194 to 391 are on pp. 489-493.

ORGANIC REACTIONS

TABLE XIII

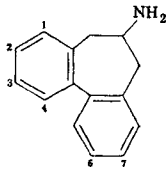
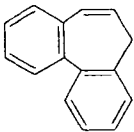
OLEFINS FROM ACETYL DERIVATIVES OF AMINES					
No. of C Atoms	Amine	Conditions	Product(s)	Yield, %	References
C <sub>6</sub>	4-Methyl-2-pentylamine	590°	4-Methyl-1-pentene (largely), 4-methyl-2-pentene	14	161
	Cyclohexylamine	P <sub>2</sub> O <sub>5</sub> , xylene	Cyclohexene	36	157
C <sub>7</sub>	C <sub>2</sub> H <sub>5</sub> NHCH <sub>2</sub> CH <sub>2</sub> OCOCH <sub>3</sub>	490°	Vinyl acetate	25	161
	Methyl-(4-methyl-2-pentyl)amine	570°	4-Methyl-1-pentene, 4-methyl-2-pentene (more than half)	27	161
C <sub>8</sub>	2,4,4-Trimethyl-2-pentylamine	510°	2,4,4-Trimethyl-1-pentene, 2,4,4-trimethyl-2-pentene (2:1)	35	161
C <sub>12</sub>	Phenyl-(4-methyl-2-pentyl)amine	510°	4-Methyl-1-pentene, 4-methyl-2-pentene (1:1)	67	161
C <sub>14</sub>	1,2-Diphenylethylamine	P <sub>2</sub> O <sub>5</sub> , xylene	<i>trans</i> -Stilbene	70	157
C <sub>15</sub>	1,3-Diphenyl-1-propylamine	P <sub>2</sub> O <sub>5</sub> , xylene	1,3-Diphenylpropene	75	157
	1,3-Diphenyl-2-propylamine	P <sub>2</sub> O <sub>5</sub> , xylene	1,3-Diphenylpropene	10	157
		P <sub>2</sub> O <sub>5</sub> , xylene		68	208
	Colchicinol methyl ether (2,3,4,7-tetramethoxy derivative of structure above)	P <sub>2</sub> O <sub>5</sub> , xylene	Deaminocolchicinol methyl ether	—	156
	Iodocolchicinol methyl ether (2,3,4,7-tetramethoxy-6-iodo derivative of structure above)	P <sub>2</sub> O <sub>5</sub> , xylene	Deaminoiodocolchicinol methyl ether	50-70	160
	1-Phenyl-3- <i>p</i> -methoxyphenylpropylamine	P <sub>2</sub> O <sub>5</sub> , xylene	1-Phenyl-3- <i>p</i> -methoxyphenylpropene	Low	157

TABLE XIV  
 PYROLYSIS OF AMINE OXIDES


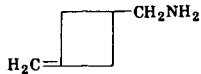

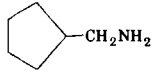
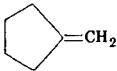
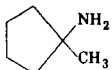
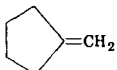
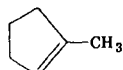
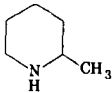
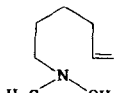
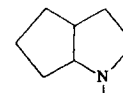

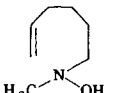
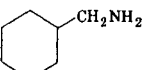
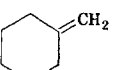
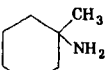
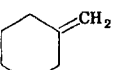

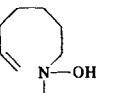
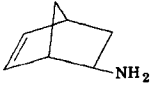
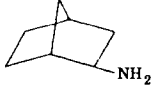
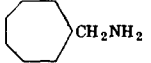
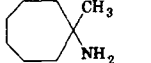
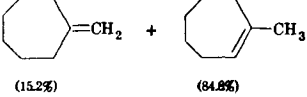
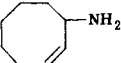
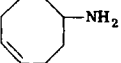
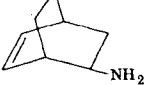
No. of C Atoms	Amine	Olefin(s) (Composition of Olefin Mixture)	Yield, %	References
C <sub>3</sub>	<i>n</i> -C <sub>3</sub> H <sub>7</sub> NH <sub>2</sub>	Propylene	—	144
C <sub>4</sub>	(C <sub>2</sub> H <sub>5</sub> ) <sub>2</sub> NH	Ethylene	—	144
	Cyclobutylamine	Cyclobutene	50-60	90
	CH <sub>3</sub> CH <sub>2</sub> CH(NH <sub>2</sub> )CH <sub>3</sub>	1-Butene 67.3%, 2-butene ( <i>cis</i> , 11.7%; <i>trans</i> , 21.0%)	91	36
C <sub>5</sub>	CH <sub>3</sub> CH <sub>2</sub> CH(NH <sub>2</sub> )CH <sub>2</sub> CH <sub>3</sub>	2-Pentene ( <i>cis</i> , 29.2%; <i>trans</i> , 70.8%)	86	36
	CH <sub>3</sub> CH <sub>2</sub> NHCH <sub>2</sub> CH <sub>2</sub> CH <sub>3</sub>	Ethylene (62.5%), propylene (37.5%)	82	36
	CH <sub>3</sub> CH <sub>2</sub> NHCH(CH <sub>3</sub> ) <sub>2</sub>	Ethylene (27.5%), propylene (72.5%)	90	36
	CH <sub>2</sub> =CH(CH <sub>2</sub> ) <sub>3</sub> NH <sub>2</sub>	1,4-Pentadiene	61	145
		No ring opening		147
C <sub>6</sub>	(C <sub>2</sub> H <sub>5</sub> ) <sub>2</sub> CHCH <sub>2</sub> NH <sub>2</sub>	(C <sub>2</sub> H <sub>5</sub> ) <sub>2</sub> C=CH <sub>2</sub>	80	42
	C <sub>2</sub> H <sub>5</sub> NHC <sub>4</sub> H <sub>9</sub> - <i>n</i>	Ethylene (55.5%), 1-butene (44.5%)	85	36
	C <sub>2</sub> H <sub>5</sub> NHC <sub>4</sub> H <sub>9</sub> - <i>i</i>	Ethylene (67.6%), isobutylene (32.4%)	85	36
	C <sub>2</sub> H <sub>5</sub> NHC <sub>4</sub> H <sub>9</sub> - <i>t</i>	Ethylene (14.2%), isobutylene (85.8%)	76	36
	( <i>n</i> -C <sub>3</sub> H <sub>7</sub> ) <sub>2</sub> NH	Propylene	—	144
			69	121
			61	34
		 +  (2.5%) (97.5%)	77	34
	Cyclohexylamine	Cyclohexene	83	9, 144
		 +  (46%) (54%)	25.5	147
			53	147
C <sub>7</sub>	(C <sub>2</sub> H <sub>5</sub> ) <sub>3</sub> CNH <sub>2</sub>	(C <sub>2</sub> H <sub>5</sub> ) <sub>2</sub> C=CHCH <sub>3</sub>	57	41
	<i>n</i> -C <sub>3</sub> H <sub>7</sub> NHC <sub>4</sub> H <sub>9</sub> - <i>n</i>	Propylene (43.1%), 1-butene (56.9%)	62	36
	<i>n</i> -C <sub>3</sub> H <sub>7</sub> NHC <sub>4</sub> H <sub>9</sub> - <i>i</i>	Propylene (58.8%), isobutylene (41.2%)	73	36
			85	34
			79-88	151, 34
	Cycloheptylamine	Cycloheptene	92	9
			79	147

TABLE XIV—Continued  
PYROLYSIS OF AMINE OXIDES

396

No. of C Atoms	Amine	Olefin(s) (Composition of Olefin Mixture)	Yield, %	References	
C <sub>7</sub> (cont.)		Bicycloheptadiene	1.4	27	
	<i>endo</i> <i>exo</i>	Bicycloheptadiene	32	27	
C <sub>8</sub>		Bicycloheptene	2.9	27	
	<i>endo</i>	Bicycloheptene	65	27	
	<i>exo</i>	( <i>n</i> -C <sub>3</sub> H <sub>7</sub> ) <sub>2</sub> CHCH <sub>2</sub> NH <sub>2</sub>	( <i>n</i> -C <sub>3</sub> H <sub>7</sub> ) <sub>2</sub> C=CH <sub>2</sub>	77	42
	( <i>i</i> -C <sub>3</sub> H <sub>7</sub> ) <sub>2</sub> CHCH <sub>2</sub> NH <sub>2</sub>	( <i>i</i> -C <sub>3</sub> H <sub>7</sub> ) <sub>2</sub> C=CH <sub>2</sub>	80	42	
	<i>n</i> -C <sub>4</sub> H <sub>9</sub> NHC <sub>4</sub> H <sub>9</sub> - <i>i</i>	1-Butene (64.8%), isobutylene (35.2%)	86	36	
	C <sub>3</sub> H <sub>7</sub> NHC <sub>5</sub> H <sub>11</sub> - <i>i</i>	Propylene (38.7%), 3-methyl-1-butene (49.1%), 2-methyl-2-butene (11.2%), 2-methyl-1-butene (1.0%)	80	36	
		Methylenecycloheptane	82	34	
		 (15.2%) + (84.8%)	84	34	
	Cyclooctylamine	<i>cis</i> -Cyclooctene	90	9	
	 ( <i>cis</i> )	<i>cis-cis</i> -1,3-Cyclooctadiene	48	59	
	<i>cis-cis</i> -1,5-Cyclooctadiene (91%), <i>cis,cis</i> -1,4-cyclooctadiene (6%), unidentified products (3%)	84	209		
C <sub>6</sub> H <sub>5</sub> CH(NH <sub>2</sub> )CH <sub>3</sub>	Styrene	70	142		
	Bicyclooctadiene	67	26		
C <sub>9</sub>	C <sub>6</sub> H <sub>5</sub> (CH <sub>2</sub> ) <sub>3</sub> NH <sub>2</sub>	C <sub>6</sub> H <sub>5</sub> CH <sub>2</sub> CH=CH <sub>2</sub>	91	145	
	C <sub>6</sub> H <sub>5</sub> CH(NH <sub>2</sub> )CH <sub>2</sub> CH <sub>3</sub>	<i>trans</i> -C <sub>6</sub> H <sub>5</sub> CH=CHCH <sub>3</sub>	60	48	
	C <sub>6</sub> H <sub>5</sub> C(NH <sub>2</sub> )(CH <sub>3</sub> ) <sub>2</sub>	C <sub>6</sub> H <sub>5</sub> C(CH <sub>3</sub> )=CH <sub>2</sub>	78	142	
	Cyclononylamine	<i>trans</i> -Cyclononene	90	56	
	Cyclooctylmethylamine	Methylenecyclooctane	79	52a	
	1-Methylcyclooctylamine	Methylenecyclooctane (1.4%), <i>cis</i> -1-methylcyclooctene (98.6%)	84	52a	
C <sub>10</sub>	( <i>t</i> -C <sub>4</sub> H <sub>9</sub> ) <sub>2</sub> CHCH <sub>2</sub> NH <sub>2</sub>	( <i>t</i> -C <sub>4</sub> H <sub>9</sub> ) <sub>2</sub> C=CH <sub>2</sub>	73	42	
	<i>n</i> -Decylamine	1-Decene	80	210	
	Cyclononylmethylamine	Methylenecyclononane	80	52a	
	C <sub>6</sub> H <sub>5</sub> CH <sub>2</sub> CH <sub>2</sub> NHC <sub>2</sub> H <sub>5</sub>	Ethylene (1.5%), styrene (98.5%)	85	36	
	C <sub>6</sub> H <sub>5</sub> C(CH <sub>3</sub> ) <sub>2</sub> CH <sub>2</sub> NH <sub>2</sub>	No olefin	—	142	

Note: References 194 to 391 are on pp. 489-493.

ORGANIC REACTIONS

OLEFINS FROM AMINES

397

TABLE XIV—Continued

## PYROLYSIS OF AMINE OXIDES

No. of C Atoms	Amine	Olefin(s) (Composition of Olefin Mixture)	Yield, %	References	
C <sub>10</sub> (cont.)				143	
	<i>threo</i> <i>erythro</i> Menthylamine Neomenthylamine Cyclodecylamine  1-Methylcyclononylamine  Bornylamine Neobornylamine	<i>cis</i> 93-94% 2-4% <i>trans</i> 0.1-0.2% 89-90% 2-Menthene (65%), 3-menthene (35%) 2-Menthene (100%) <i>trans</i> -Cyclodecene (98%), <i>cis</i> -cyclodecene (2%) Methylenecyclononane (6%), 1-methyl- cyclononene ( <i>cis</i> , 82%; <i>trans</i> , 12%) Bornylene and tricyclene Bornylene and camphene	7% 7-8%	85 77 90 72 — —	16 16 56, 58 52a 33 33
C <sub>11</sub>	Cyclodecylmethylamine 1-Methylcyclodecylamine	Methylenecyclodecane Methylenecyclodecane (2.5%), 1-methyl- cyclodecene ( <i>cis</i> , 64%; <i>trans</i> , 34%)	74 86	52a 52a	
C <sub>12</sub>			(2%) (85%)	72 96	145 145
C <sub>13</sub>	<i>trans</i> <i>n</i> -C <sub>3</sub> H <sub>7</sub> NHC <sub>10</sub> H <sub>21</sub> - <i>n</i>	 Propylene (40.4%), 1-decene (59.6%)	(98%) (15%) 55	145 145 36	
C <sub>15</sub> and C <sub>16</sub>		13-Vinyl morphenol derivative	45	150	
	<i>alpha</i> -Tetrahydrocodeimethine methyl ether	13-Vinyl derivative	62	150	
	Dihydrocodeimethine	13-Vinyl derivative	23	150	
	<i>alpha</i> -Codeimethine	13-Vinyl derivative	18	150	
	<i>beta</i> -Codeimethine	13-Vinyl derivative	24	150	
	<i>alpha</i> -Codeimethine methyl ether	13-Vinyl derivative	46	150	
	<i>beta</i> -Codeimethine methyl ether	13-Vinyl derivative	35	150	
	Dihydrothebaine methine	13-Vinyl derivative	45	150	
	Dihydrothebaine dihydromethine	13-Vinyl derivative	60	150	
	Dihydro-14-hydroxycodeinone methine	13-Vinyl derivative	20	150	
	Metathebainone methyl ether methine	13-Vinyl derivative	10	150	
	Dihydrothebainone dihydromethine			42	150
	Thebenone				
C <sub>18</sub>			—	149	

TABLE XV  
 PYROLYSIS OF OXIDES OF TERTIARY AMINES WITHOUT N-METHYL GROUPS

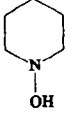
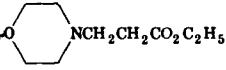
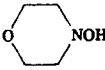
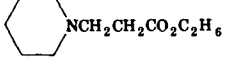
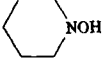
Amine	Product(s)	Yield, %	References
$(C_2H_5)_3N$	$(C_2H_5)_2NOH$	69, 67	185, 144
N-Ethylpiperidine		42	140, 144
$(n-C_3H_7)_3N$	$(C_3H_7)_2NOH$	84	141, 185, 144
$(C_2H_5)_2NCH_2CH_2CO_2C_2H_5$	$(C_2H_5)_2NOH$	—	144
		—	144
		—	144
$(n-C_3H_7)_2NCH_2CH_2CO_2C_2H_5$	$(n-C_3H_7)_2NOH$	—	144
$C_6H_5CH_2N(C_2H_5)_2$	$C_6H_5CH_2N(C_2H_5)OH$	34	142
$(n-C_4H_9)_3N$	$(n-C_4H_9)_2NOH$	79	185
$(n-C_4H_9)_2NCH_2CH_2CO_2C_2H_5$	$(n-C_4H_9)_2NOH$	—	144
$(n-C_5H_{11})_3N$	$(n-C_5H_{11})_2NOH$	75	185
$(i-C_5H_{11})_3N$	1-Pentene	65	
	$(i-C_5H_{11})_2NOH$	42	185
	Isoamylene	53	
$(n-C_6H_{13})_3N$	$(n-C_6H_{13})_2NOH$	70	185
	1-Hexene	64	
$(n-C_7H_{15})_3N$	$(n-C_7H_{15})_2NOH$	71	185
	1-Heptene	76	



TABLE XVI  
DECOMPOSITION OF QUATERNARY AMMONIUM COMPOUNDS

No. of C Atoms	Amine	Derivative	Conditions	Elimination Product(s) (Composition of Mixture)	Yield, %	References
C <sub>2</sub>	Ethylamine	OH	Distil	Ethylene	95-100	37, 211, 38
C <sub>3</sub>	<i>n</i> -Propylamine	OH	200°	Propylene	83	37
			Distil	Propylene	High	211
	Isopropylamine	OH	Distil	Propylene	84	38, 11
	Cyclopropylamine	OH	325°, Pd	Cyclopropene	"Mostly"	211
	Allylamine	OH	320°	Methylacetylene (88%) + allene (12%) + oxygen-containing products	45 34	8 212
	1,3-Diaminopropane	OH	Distil	Allyldimethylamine*	—	95
	$\beta$ -Alanine	Betaine	140°, aq. base	CH <sub>2</sub> =CHCO <sub>2</sub> H	—	213
C <sub>4</sub>	<i>n</i> -Butylamine	OH	Distil	1-Butene	79	38, 11, 214
			200°	1-Butene	80	37, 102, 39
	Isobutylamine	OH	Distil	Isobutylene	63	11
			Distil	Isobutylene	None	211
	<i>sec</i> -Butylamine	OH	150°/ 20 mm.	1-Butene (95%) + 2- butenes (5%)	97	36
			Distil	1-Butene	65	11
	<i>t</i> -Butylamine	OH	Distil	Isobutylene	High	11
	Diethylamine	OH	Distil	Ethylene	High	39
	Cyclobutylamine	OH	140°/ 50 mm.	Cyclobutene	73	90
			Distil	Cyclobutene	30	215, 205

Note: References 194 to 391 are on pp. 489-493.

\* No allene was isolated.

OLEFINS FROM AMINES

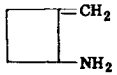
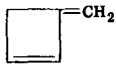
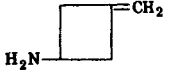
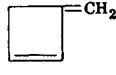
401

TABLE XVI—Continued  
DECOMPOSITION OF QUATERNARY AMMONIUM COMPOUNDS

No. of C Atoms	Amine	Derivative	Conditions	Elimination Product(s) (Composition of Mixture)	Yield, %	References	
C <sub>4</sub> (cont.)	Pyrrolidine	Iodide + KOH	Distil	4-Dimethylamino-1-butene	—	5	
	1-Amino-3-butene	Iodide, KOH	Distil	1,3-Butadiene	—	5	
	1,2-Diaminobutane	Di OH	250°	Ethylacetylene	45	214	
				Methylallene	55		
	1,3-Diaminobutane	Di OH	160°	Butadiene	—	216	
	2,3-Diaminobutane	Di OH	250°	Butadiene, mixture of ethyl- acetylene and methylallene	45	214	
	1,4-Diaminobutane	Di OH	Distil	1,3-Butadiene	—	217, 218	
	1,3-Diamino-1-butene	<i>tert</i> -Methy- lated amine	160°/ 250 mm.	CH <sub>3</sub> CH=C=CN(CH <sub>3</sub> ) <sub>2</sub>	—	219	
	1,4-Diamino-2-butene	Di OH	100-120°/ 13 mm.	Vinylacetylene	29	220	
	<i>trans</i> -1,2-Diaminocyclobutane	Di OH	350°/0.1 mm.	No olefin, cyclobutanone + other products	—	221	
	1,3-Diaminocyclobutane	Di OH	120-200°/ 20 mm.	Butadiene	—	222	
	Piperazine	Chloride, OH	Distil	Acetylene, tetramethylethylene diamine, dimethylethanolamine	—	223	
	C <sub>5</sub>	<i>n</i> -Amylamine	OH	Distil	1-Pentene	77	38, 39
		Isoamylamine	OH	200°	3-Methyl-1-butene	78	37, 38, 211
2-Pentylamine		Iodide, KOC <sub>2</sub> H <sub>5</sub>	130°	1-Pentene (98%), 2-pentene (2%)	67	224	
				Distil	Pentene	—	11

402

ORGANIC REACTIONS

3-Pentylamine	OH	85–150°/ 20 mm.	2-Pentene ( <i>cis</i> , 55%; <i>trans</i> , 45%)	96	36
<i>t</i> -Amylamine	OH	Distil	Pentene	—	211
	Iodide, KOC <sub>2</sub> H <sub>5</sub>	130°	2-Methyl-1-butene (93%), 2-methyl-2-butene (7%)	84	44
	Iodide, 2,6-lutidine	Reflux	2-Methyl-1-butene (93%), 2-methyl-2-butene (7%)	79	44
Ethyl- <i>n</i> -propylamine	OH	85–150°/ 15 mm.	Ethylene (97.6%), propylene (2.4%)	94	36, 11
Ethylisopropylamine	OH	85–150°/ 15 mm.	Ethylene (41.2%), propylene (58.8%)	88	36
Cyclobutylcarbinylamine	OH	Distil	Methylenecyclobutane	Poor	206
Cyclopropylmethyl- carbinylamine	OH	Distil	Vinylcyclopropane	68	225
Piperidine	OH	Distil	5-Dimethylamino-1-pentene	80	102, 91, 4, 65
1-Amino-4-pentene	OH	Distil	1,3-Pentadiene (piperylene)	—	4
1-Amino-2,4-pentadiene	OH	—	CH <sub>3</sub> C≡CCH=CH <sub>2</sub> (pirylene)	—	226
	OH	310°		13	227
	OH	160°/ 40 mm.		68	228
3-Methylpyrrolidine	Iodide, KOH	Distil	4-Dimethylamino-2-(or 3)- methyl-1-butene	—	229
4-Amino-2-(or 3)- methyl-1-butene	Iodide, KOH	Distil	Isoprene	—	230, 229

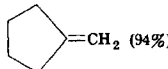
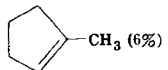
Note: References 194 to 391 are on pp. 489–493.

OLEFINS FROM AMINES

403


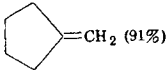
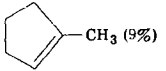
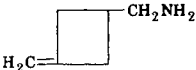
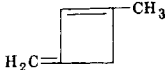
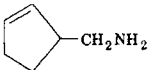
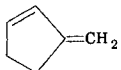
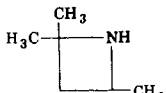
TABLE XVI—Continued

DECOMPOSITION OF QUATERNARY AMMONIUM COMPOUNDS

No. of C Atoms	Amine	Derivative	Conditions	Elimination Product(s) (Composition of Mixture)	Yield, %	References
C <sub>5</sub> (cont.)	2-Methylenepyrrolidine	Iodide, KOH	Distil	Mixture of bases	70	68, 66, 7
	Second step	Iodide, KOH	Distil	CH <sub>3</sub> C≡CCH=CH <sub>2</sub> (pirylene)	59	68, 66, 7
C <sub>6</sub>	1,5-Diaminopentane	Di OH	Distil	Piperylene	Good	95
		Mono OH	Distil	CH <sub>2</sub> =CH(CH <sub>2</sub> ) <sub>3</sub> N(CH <sub>3</sub> ) <sub>2</sub>	ca. 40	39
	<i>n</i> -Hexylamine	OH	Distil	1-Hexene	76	38, 39, 91
	3,3-Dimethylbutylamine	OH	200°	<i>t</i> -Butylethylene	20	37
	2,2-Dimethyl-3-aminobutane	OH	30°/1 μ	<i>t</i> -Butylethylene	"Only"	32
			160°	<i>t</i> -Butylethylene	48	32
	2-Ethylbutylamine	OH	Distil	(C <sub>2</sub> H <sub>5</sub> ) <sub>2</sub> C=CH <sub>2</sub>	43	11
		OH	100°/ 10 mm.	(C <sub>2</sub> H <sub>5</sub> ) <sub>2</sub> C=CH <sub>2</sub>	77	42
5-Amino-1-hexene	OH	Distil	Biallyl and an isomer	—	73	
5-Methoxypentylamine	OH	Distil	Methoxypentene	ca. 30	39	
6-Amino-1-hexene	OH	160°	Biallyl and an isomer	80	73	
Cyclohexylamine	OH	105–120°/ 11 mm.	Cyclohexene	62	9	
	OH	To 160°, vac.	 (94%)  (6%)	50	34	

404

ORGANIC REACTIONS

	OH	To 160°, vac.	 (91%)  (9%)	71	34
	OH	160°/50 mm.		50	121
Cyclohexenylamine	OH	75°/115 mm.	1,3-Cyclohexadiene	Almost quant.	231
	OH	150°/45 mm.		58	232
Ethyl- <i>n</i> -butylamine	OH	85-150°/ 20 mm.	Ethylene (98.4%), 1-butene (1.6%)	98	36
Ethylisobutylamine	OH	85-150°/ 20 mm.	Ethylene (99.1%), isobutylene (0.9%)	94	36
Ethyl- <i>t</i> -butylamine	OH	85-150°/ 20 mm.	Ethylene (7.2%), isobutylene (92.8%)	88	36
2-Methylpiperidine	OH	140°	6-Dimethylamino-1-hexene	—	73
	OH	Distil	Unsaturated base, C <sub>8</sub> H <sub>17</sub> N	—	233

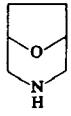
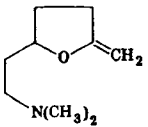
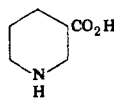
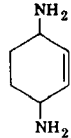

Note: References 194 to 391 are on pp. 489-493.

OLEFINS FROM AMINES

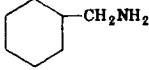
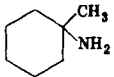
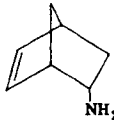
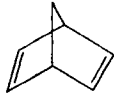
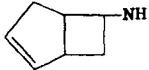
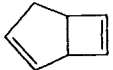
405

406

TABLE XVI—Continued  
DECOMPOSITION OF QUATERNARY AMMONIUM COMPOUNDS

No. of C Atoms	Amine	Derivative	Conditions	Elimination Product(s) (Composition of Mixture)	Yield, %	References
C <sub>6</sub> (cont.)		OH	100°, vac.		60	234
	Triethylamine	OH	Distil	Ethylene	High	211, 91
		Betaine	Distil	Amine and CO <sub>2</sub>	—	213
	N,N'-Diethylethylene diamine	Di OH	Boil	Ethylene	48	11
		OH	120-160°	Benzene	80-85	231
		OH	350°	1-Methyl-4-methylene- piperidine	46	80

ORGANIC REACTIONS

C <sub>7</sub>	<i>n</i> -Heptylamine	OH	Distil	1-Heptene	74	38, 39	
	Cycloheptylamine	OH	Distil	Cycloheptene	87	9, 187	
	3-Aminocycloheptene	OH	Distil	Cycloheptadiene	80	187	
		Bromide, KOH	Distil	Cycloheptadiene	85-90	235	
		OH	To 160°, vac.	Methylenecyclohexane	69	34	
		OH	To 160°, vac.	Methylenecyclohexane (99%), 1-methylcyclohexene (1%)	85	34	
	<i>endo</i> -Norbornylamine	OH	110-125°, vac.	Bicyclo[2.2.1]heptene	3.5	27	
	<i>exo</i> -Norbornylamine	OH	90-110°, vac.	Bicyclo[2.2.1]heptene	77	27	
		<i>endo</i>	OH	110-120°, vac.		3.1	27
	<i>exo</i>	OH	110-125°, vac.	Bicyclo[2.2.1]heptadiene	58	27	
		OH	—		—	236	

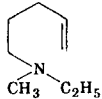
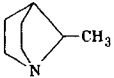
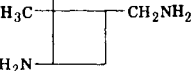
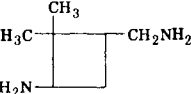
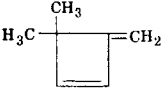
Note: References 194 to 391 are on pp. 489-493.

OLEFINS FROM AMINES

407

TABLE XVI—Continued

DECOMPOSITION OF QUATERNARY AMMONIUM COMPOUNDS

No. of C Atoms	Amine	Derivative	Conditions	Elimination Product(s) (Composition of Mixture)	Yield, %	References
C <sub>7</sub> (cont.)	<i>n</i> -Butyl- <i>n</i> -propylamine	OH	85-105°/ 20 mm.	Propylene (59.8%), 1-butene (40.2%)	94	36
	<i>n</i> -Propylisobutylamine	OH	85-150°/ 20 mm.	Propylene (72.9%), isobutylene (27.1%)	92	36
	N-Ethylpiperidine	OH + KOH	Distil	Ethylene and 	71	74, 4
	Quinuclidine	OH	350°	1-Methyl-4-vinylpiperidine	Low	88
		OH	340°	1-Methyl-4-vinylpiperidine	50	237
	C <sub>2</sub> H <sub>5</sub> OCH <sub>2</sub> N(C <sub>2</sub> H <sub>5</sub> ) <sub>2</sub>	OH	Room temp., vac.	Ethylene	82	238
	1,7-Diaminoheptane	Di OH	135°	Ethylene	10	238
	1,4-Diaminocyclohept-2-ene	Di OH	Distil	Heptadiene	ca. 5	95
		Di OH	Distil	Cycloheptatriene	—	187
		Di OH	160°/40 mm.		52	228, 232

408

ORGANIC REACTIONS

	<i>endo</i> -5-Aminobicyclo[2.2.1]hept-2-ene	Iodide + KOH	Distil	No olefin	—	239
		OH	Distil	No olefin	—	239
C <sub>8</sub>	<i>n</i> -Octylamine	OH	Distil	1-Octene	75	38, 39
	2- <i>n</i> -Propylpentylamine	OH	Distil	<i>as</i> -Di- <i>n</i> -propylethylene	31	11
	2-Amino-2,4,4-trimethylpentane	OH + NaOH	100°	2,4,4-Trimethyl-1-pentene	70	44
		Iodide + pyridine	100°	2,4,4-Trimethyl-1-pentene (88%), 2,4,4-trimethyl-2-pentene (12%)	80	44
		Iodide + 2-picoline	100°	95% Δ <sup>1</sup> - and 5% Δ <sup>2</sup> -olefin	86	44
		Iodide + 2,6-lutidine	100°	99% Δ <sup>1</sup> - and 1% Δ <sup>2</sup> -olefin	96	44
	( <i>n</i> -C <sub>3</sub> H <sub>7</sub> ) <sub>2</sub> CHCH <sub>2</sub> NH <sub>2</sub>	OH	100°/10 mm.	( <i>n</i> -C <sub>3</sub> H <sub>7</sub> ) <sub>2</sub> C=CH <sub>2</sub>	73	42
	( <i>i</i> -C <sub>3</sub> H <sub>7</sub> ) <sub>2</sub> CHCH <sub>2</sub> NH <sub>2</sub>	OH	100°/10 mm.	( <i>i</i> -C <sub>3</sub> H <sub>7</sub> ) <sub>2</sub> C=CH <sub>2</sub>	67	42
	Phenethylamine	OH	Distil	Styrene	"Completely"	39
			100°	Styrene	"Completely"	132
	β-( <i>p</i> -Nitrophenyl)ethylamine	Iodide + H <sub>2</sub> O	100°	<i>p</i> -Nitrostyrene	High	132
	Cyclooctylamine	OH	150°, vac.	<i>trans</i> -Cyclooctene	62	54
			120°/11 mm.	Cyclooctene ( <i>cis</i> , 40%; <i>trans</i> , 60%)	89	9

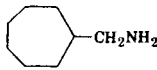
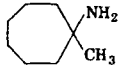
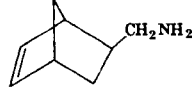
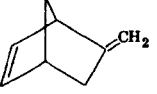
Note: References 194 to 391 are on pp. 489-493.

OLEFINS FROM AMINES

409

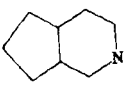
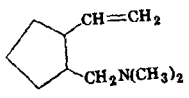
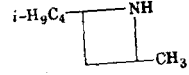
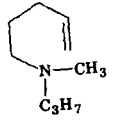
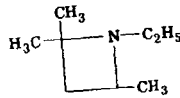
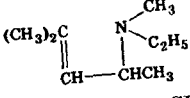
TABLE XVI—Continued

DECOMPOSITION OF QUATERNARY AMMONIUM COMPOUNDS

No. of C Atoms	Amine	Derivative	Conditions	Elimination Product(s) (Composition of Mixture)	Yield, %	References
C <sub>8</sub> (cont.)	<i>cis</i> -3-Aminocyclooctene	OH	70-185°/28-10 mm.	1,3-Cyclooctadiene <i>cis-trans</i> <i>cis-cis</i>	— 15 41	59
	<i>cis</i> -4-Cyclooctenylamine	OH	70-185°/3 mm.	<i>cis, cis</i> -1,3-Cyclooctadiene (10%), <i>cis, trans</i> -1,5-cyclooctadiene (90%)	64	209
		OH	Distil, vac.	1,5-Cyclooctadiene	77	54
		OH	To 160°, vac.	Methylenecycloheptane Methylcycloheptene	74 0.2	34
		OH	To 160°, vac.	Methylenecycloheptane (78%), methylcycloheptene (22%)	84	34
		OH	120-140°, vac.		61	240
	2-Aminobicyclo[2.2.2]octane	OH, KOH	Distil	Bicyclo[2.2.2]octene	50	241
	5-Aminobicyclo[2.2.2]oct-2-ene	OH	150-160°, vac.	Bicyclo[2.2.2]octadiene	40	26
	<i>n</i> -Butylisobutylamine	OH	85-150°/20 mm.	1-Butene (64%), isobutylene (36%)	92	36
	<i>n</i> -Propylisoamylamine	OH	85-150°/20 mm.	Propylene (75%), isoamylene (25%)	95	36

410

ORGANIC REACTIONS

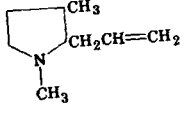
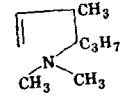
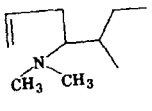
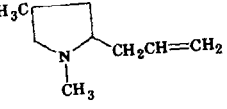
<i>cis</i> -Octahydroindole	OH	100°, vac.	N,N-Dimethyl-2-cyclohexenyl-ethylamine	—	242
<i>trans</i> -Octahydroindole	OH	125–180°, vac.	<i>trans</i> -N,N-Dimethyl-2-vinyl-cyclohexylamine	65	71, 69
 ( <i>cis</i> )	OH	120–130°, vac.		—	243
2,3-Dihydroindole	OH	80–110°, vac.	<i>o</i> -Vinyl-dimethylaniline	71	72
	OH, KOH Distil		C <sub>10</sub> H <sub>21</sub> N	—	62
Second step N-Propylpiperidine	OH, KOH Distil OH, KOH Distil		C <sub>8</sub> H <sub>14</sub> Propylene and	— 35	62 74, 244
				54	
	OH	Distil		77	63
Second step	OH	Distil	(CH <sub>3</sub> ) <sub>2</sub> C=CH-CH=CH <sub>2</sub>	—	63

Note: References 194 to 391 are on pp. 489–493.

OLEFINS FROM AMINES

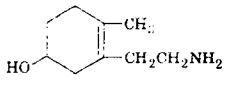
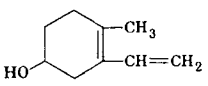
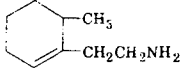
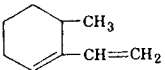
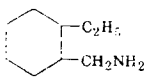
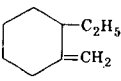
411

TABLE XVI—Continued  
DECOMPOSITION OF QUATERNARY AMMONIUM COMPOUNDS

No. of C Atoms	Amine	Derivative	Conditions	Elimination Product(s) (Composition of Mixture)	Yield, %	References
C <sub>6</sub> (cont.)	1-Methylpyrrolizidine (heliotridane)		OH 100°/20 mm.		60	245
	2- <i>n</i> -Propyl-3-methylpyrrolizidine		—		—	246
	<i>sec</i> -Butylpyrrolizidine		—		—	246
	2-Methylpyrrolizidine		OH 100°/ 20 mm.		66	247
	Diaminocyclooctadiene		Di OH 30–45°/ 0.2 mm.	Cyclooctatetraene	10–20	248–250
C <sub>9</sub>	3-Phenylpropylamine		OH OH 75–120°/ 0.5 mm.	1-Phenyl-1-propene, 1-Phenylpropene ( <i>trans</i> , 94%; <i>cis</i> , 5%), 3-phenylpropene, 1%	28	40, 251 145
	3-Phenoxypropylamine		OH Distil	3-Phenoxy-1-propene	90	39

412

ORGANIC REACTIONS

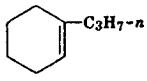
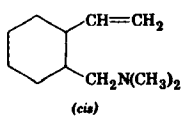
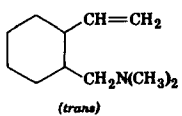
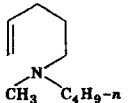
1-Phenyl-2-propylamine	Iodide + NaOH	80°	1-Phenyl-1-propene	—	47
3-Phenyl-2-amino-1-propanol	Oil	Distil, vac.	3-Phenylallyl alcohol (cinnamyl alcohol)	—	110
3-Nitro-4-hydroxyphenyl-alanine	Iodide + NaOH	Boil	3-Nitro-4-hydroxycinnamic acid	78	50
	OH	100°/2 mm.		—	112
	OH	150°		High	111
 ( <i>cis</i> or <i>trans</i> )	OH	120°, vac.		Low	252
Cyclononylamine	Oil	150°, vac.	<i>trans</i> -Cyclononene	69 83	55 56
1-Methylcycloöctylamine	OH	80–90°, vac.	Methylenecycloöctane (64%), <i>cis</i> -1-methylcycloöctene (36%)	82	52a
Cycloöctylmethylamine	OH	95–110°, vac.	Methylenecycloöctane (99%), 1-methylcycloöctene (0.5%)	83	52a
<i>n</i> -Butylisoamylamine	OH	200°	Butylene (66%), isoamylene (34%)	83	37
<i>cis</i> -2-Methyloctahydroindole	OH	Distil	<i>cis</i> -2- <i>n</i> -Propyl- <i>N,N</i> -dimethyl-cyclohexylamine (after H <sub>2</sub> )	—	84

Note: References 194 to 391 are on pp. 489–493.

OLEFINS FROM AMINES

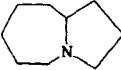
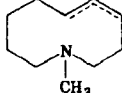
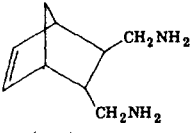
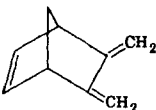
413

TABLE XVI—Continued  
DECOMPOSITION OF QUATERNARY AMMONIUM COMPOUNDS

No. of C Atoms	Amine	Derivative	Conditions	Elimination Product(s) (Composition of Mixture)	Yield, %	References
C <sub>9</sub>	2,3-Dihydro-2-methylindole	OH	70°, vac.	<i>o</i> -Propenyldimethylaniline	77	72
( <i>cont.</i> )	<i>cis</i> -Decahydroquinoline	OH	Distil	<i>cis</i> -2- <i>n</i> -Propyl- <i>N,N</i> -dimethyl-cyclohexylamine (after H <sub>2</sub> )	—	70
	<i>trans</i> -Decahydroquinoline	OH	Distil	<i>trans</i> -2- <i>n</i> -Propyl- <i>N,N</i> -dimethyl-cyclohexylamine (after H <sub>2</sub> )	—	70
	<i>trans</i> -2-Propylcyclohexylamine	OH	Distil		—	70
	Tetrahydroisoquinoline	OH	Distil	<i>N,N</i> -Dimethyl-2-vinyl-benzylamine	High	66
	<i>cis</i> -Decahydroisoquinoline	OH	120°, vac.	 ( <i>cis</i> )	81	252
	<i>trans</i> -Decahydroisoquinoline	OH	120°, vac.	 ( <i>trans</i> )	81	252
	Tetrahydroquinoline	OH	150°	No olefin		82
	<i>N</i> -Butylpiperidine	OH, KOH	Distil	Butylene and 	31	74, 244
					59	

414

ORGANIC REACTIONS

	OH	Distil, vac.	 (position of unsaturation not determined)	.70	253
3-Ethylquinuclidine	OH	Distil	Unsaturated amine	Low	254
 (trans)	Di OH	120–140°, vac.		57	240
<i>n</i> -Amyldiethylamine	OH	Distil	Ethylene	—	1
$C_8H_5N(CH_3)CH_2CH_2NH_2$	OH	Distil	Vinylmethylaniline	—	255
<i>n</i> -Decylamine	OH	Distil	1-Decene	75	210, 102
4-Phenoxybutylamine	OH	Distil	4-Phenoxy-1-butene (?)	43	40
3,7-Dimethyloctylamine	OH, KOH	Distil	3,7-Dimethyl-1-octene	65	256
3,7-Dimethylocta-2,6-dienylamine	OH	Distil	Myrcene	—	219
( <i>t</i> - $C_4H_9$ ) <sub>2</sub> CHCH <sub>2</sub> NH <sub>2</sub>	OH	100°/10 mm.	( <i>t</i> - $C_4H_9$ ) <sub>2</sub> C=CH <sub>2</sub>	81	42
3,7-Dimethylocta-6-enylamine	OH	Distil	$\beta$ -Linalolene	—	219
1-Benzylallylamine	OSO <sub>2</sub> OCH <sub>3</sub>	Boil with NaOH	Phenylbutadiene	—	46
Cyclodecylamine	OH	Heat, vac.	Cyclodecene ( <i>cis</i> , 2%; <i>trans</i> , 98%)	90, 64	56, 58, 257

Note: References 194 to 391 are on pp. 489–493.

OLEFINS FROM AMINES

415

TABLE XVI—Continued

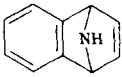
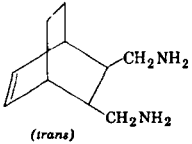
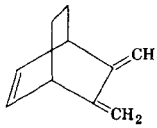
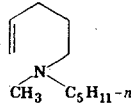
DECOMPOSITION OF QUATERNARY AMMONIUM COMPOUNDS

No. of C Atoms	Amine	Derivative	Conditions	Elimination Product(s) (Composition of Mixture)	Yield, %	References
<i>C</i> <sub>10</sub> (cont.)	3-Amino- <i>cis</i> -cyclodecene	OH	110°, vac.	<i>cis-trans</i> -1,3-Cyclodecadiene	20	60
	6-Hydroxycyclodecylamine	OH	—	6-Hydroxycyclodecene ( <i>cis</i> , 60%; <i>trans</i> , 40%)	90	257a
	Cyclononylmethylamine	OH	140–180°, vac.	Methylenecyclononane (96%), 1-methylcyclononene (4%)	71	52a
	1-Methylcyclononylamine	OH	85–100°, vac.	Methylenecyclononane (48%), 1-methylcyclononene ( <i>cis</i> , 51%; <i>trans</i> , 1%)	83	52a
	Menthylamine	OH	130–140°	87% $\Delta^2$ - and 14% $\Delta^3$ -Menthene	80, 30	16, 17, 173
	Isomenthylamine	OH	145–200°, vac.	$\Delta^2$ -Menthene	58	17
	Neomenthylamine	OH	130–140°	8% $\Delta^2$ - and 92% $\Delta^3$ -Menthene	94, 86	16, 17, 173
	Neoisomenthylamine	OH	130–140°	$\Delta^3$ -Menthene "mainly"	30	17
	Carvomethylamine	OH	166°/20 mm.	$\Delta^2$ -Menthene	3	258
	Piperitylamine	OH	Steam distil	Neopiperitol, $\alpha$ -Phellandrene	27 15	97
	Piperitylamine	Iodide	150–200°/30 mm.	$\alpha$ -Phellandrene, $\alpha$ -terpinene	68	97
	2-Aminotetralin	OH	50°/12 mm.	1,2-Dihydronaphthalene	60	259
	<i>trans</i> - $\alpha$ -Decalylamine	OH	100°/3–4 mm.	<i>trans</i> - $\Delta^{1,2}$ -Octalin	40	191, 260, 261

416

ORGANIC REACTIONS



Bornylamine	OH	Pyrolyze	Bornylene	—	260, 261, 33
Neobornylamine	OH	180°	Bornylene and tricyclene (little)	—	33
Pinocamphylamine	OH	150°/0.02 mm.	$\alpha$ - and $\delta$ -Pinene	—	262, 263
$\alpha$ -Aminocamphene	OH	Distil	Camphinene	42	264
3-( <i>p</i> -Methoxyphenyl)-2-amino-1-propanol	OH	Vac. distil	3-( <i>p</i> -Methoxyphenyl)allyl alcohol	—	110
Phenethylethylamine	OH	85–150°/20 mm.	Styrene, 0.004% ethylene	93	36, 11
2-Methyltetrahydroquinoline	OH	Distil	No olefin, recovered amine	—	83
	OH	100°, vac.	N,N-Dimethyl-1-naphthylamine	55	265
1,10-Diaminododecane	OH	Distil	1,9-Decadiene	6	95
	Di OH	120–140° vac.		56	240
N-Amylpiperidine	OH	Distil	Amylene and 	—	266
<i>p</i> -Methoxyphenylalanine	Iodide + KOH	100°	<i>p</i> -Methoxycinnamic acid	—	49

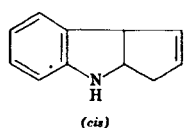
Note: References 194 to 391 are on pp. 489–493.

OLEFINS FROM AMINES

417

TABLE XVI—Continued  
DECOMPOSITION OF QUATERNARY AMMONIUM COMPOUNDS

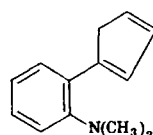
No. of C Atoms	Amine	Derivative	Conditions	Elimination Product(s) (Composition of Mixture)	Yield, %	References
C <sub>11</sub>	1-Amino-5-phenylpentane	OH	Distil	5-Phenyl-1-pentene (?)	20	39
	5-Phenoxyamylamine	OH	Distil	5-Phenoxy-1-pentene	33	39
	1-(3,4-Dimethoxyphenyl)-propylamine	Iodide	100°, aq. soln.	(CH <sub>3</sub> O) <sub>2</sub> C <sub>6</sub> H <sub>3</sub> CH=CHCH <sub>3</sub> , (CH <sub>3</sub> O) <sub>2</sub> C <sub>6</sub> H <sub>3</sub> CHOHCH <sub>2</sub> CH <sub>3</sub>	—	30
	1-( <i>p</i> -Methoxyphenyl)isobutylamine	Free amine	Heat in formic acid	1-( <i>p</i> -Methoxyphenyl)-isobutylene (?)	—	30
	Cyclodecylmethylamine	OH	110–130°, vac.	Methylenecyclodecane (98%), 1-methylcyclodecene (2%)	74	52a
	1-Methylcyclodecylamine	OH	Vac.	Methylenecyclodecane (66%), 1-methylcyclodecene ( <i>cis</i> , 31%; <i>trans</i> , 2%)	92	52a
	Isoamyl-(3,3-dimethylbutyl)-amine	OH	Distil, vac.	Isoamylenes (91%), <i>t</i> -butylethylene (9%)	68	37
	Cyclopentylcyclohexylamine	OH	140°	Cyclopentene (95%), cyclohexene (5%)	—	53



N-Hexylpiperidine

OH

35–110°, vac.

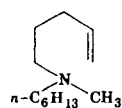


80

72

OH

Distil, KOH



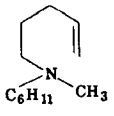
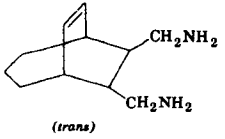
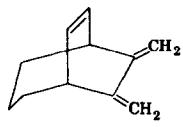
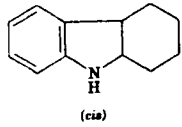
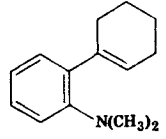
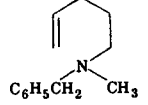
28

74

59

418

ORGANIC REACTIONS

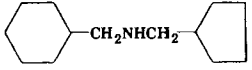
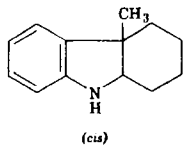
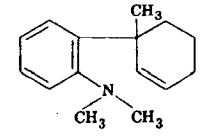
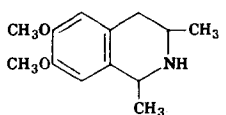
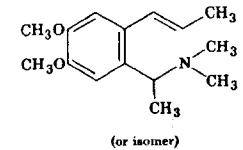
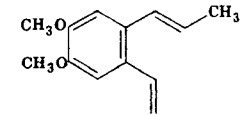
N-Ethyltetrahydroquinoline	OH	Distil	Ethylene	"Entirely"	244
N-Ethyl-N-propylaniline	OH	Distil, KOH	Ethylene (mostly), propylene	—	267
N-Cyclohexylpiperidine	OH	200°		80	268
	Di OH	120–140°, vac.		61	240
C <sub>12</sub> n-C <sub>8</sub> H <sub>17</sub> CH(C <sub>2</sub> H <sub>5</sub> )CH <sub>2</sub> NH <sub>2</sub>	OH, KOH	Distil	n-C <sub>8</sub> H <sub>17</sub> C(C <sub>2</sub> H <sub>5</sub> )=CH <sub>2</sub>	45	256
5-Benzamido-1-pentylamine	OH	Distil	C <sub>6</sub> H <sub>5</sub> CONH(CH <sub>2</sub> ) <sub>3</sub> CH=CH <sub>2</sub>	40	39
trans-2-Phenylcyclohexylamine	OH	Distil	1-Phenylcyclohexene	73	21
trans-2-Phenyl-3,3,6,6-d <sub>4</sub> -cyclohexylamine	OH	90°/1 mm.	1-Phenyl-3,3,6,6-d <sub>4</sub> -cyclohexene	91	23
cis-2-Phenylcyclohexylamine	OH	Distil	1-Phenylcyclohexene	—	21
	OH	85–90°, vac.		78	72
N-Benzylpiperidine	OH	Distil		—	266
Second step	OH	Distil	1,4-Pentadiene	—	266

Note: References 194 to 391 are on pp. 489–493.

OLEFINS FROM AMINES

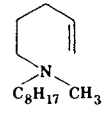
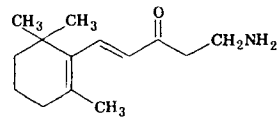
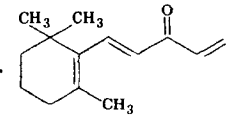
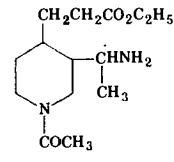
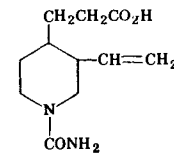
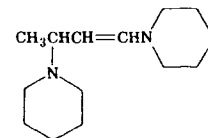
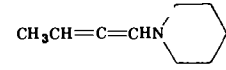
419

TABLE XVI—Continued  
DECOMPOSITION OF QUATERNARY AMMONIUM COMPOUNDS

No. of C Atoms	Amine	Derivative	Conditions	Elimination Product(s) (Composition of Mixture)	Yield, %	References
C <sub>12</sub>	N-Phenethylpyrrolidine	OH	Heat	Styrene	60	269
(cont.)	N-Propyltetrahydroquinoline	OH	Distil	Propylene	25	244
	1,12-Diaminododecane	OH	Distil	1,11-Dodecadiene	65	91
C <sub>13</sub>	2-Phenyl-3-aminobicyclo-[2.2.1]heptane	OH	Distil	Neutral material	—	270
	n-Decylpropylamine	OH	85–150°/ 20 mm.	Propene (59.7%), 1-decene (40.3%)	93	36
		OH	-140°	Methylenecyclohexane, methylenecyclopentane, ca. 2:1 ratio	—	53
		OH	115–120°, vac.		—	72
		OSO <sub>2</sub> OCH <sub>3</sub> , KOH, steam bath			—	271
	Second step	OSO <sub>2</sub> OCH <sub>3</sub> , KOH, steam bath			—	271

420

ORGANIC REACTIONS

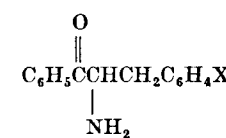
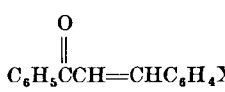
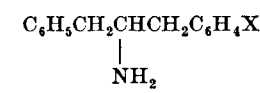
	N-Amyl-N-ethylaniline	OH	Distil	Ethylene	—	2
	N-Octylpiperidine	OH	Distil, KOH	Octene (32%) and 	88	74
C <sub>14</sub>	1,2-Diphenylethylamine	OSO <sub>2</sub> OCl <sub>3</sub>	NaOH, boil	<i>trans</i> -Stilbene	—	46
		OH	Spont. decomp.		—	272
		Iodide	60% KOH, 140– 180°	Product isolated as 	—	129
		Free amine	140°, vac.		—	219

Note: References 194 to 391 are on pp. 489–493.

OLEFINS FROM AMINES

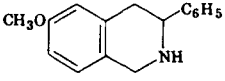
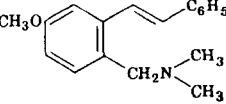
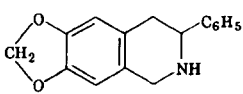
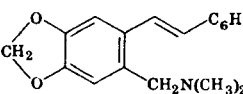
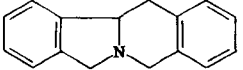
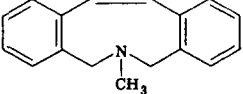
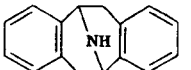
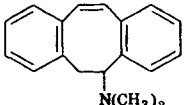
421

TABLE XVI—Continued  
DECOMPOSITION OF QUATERNARY AMMONIUM COMPOUNDS

No. of C Atoms	Amine	Derivative	Conditions	Elimination Product(s) (Composition of Mixture)	Yield, %	References
C <sub>15</sub>	C <sub>6</sub> H <sub>5</sub> CH(CH <sub>3</sub> )CH(NH <sub>2</sub> )C <sub>6</sub> H <sub>5</sub>	OC <sub>2</sub> H <sub>5</sub>	C <sub>2</sub> H <sub>5</sub> OH, reflux	<i>cis</i> -1,2-Diphenylpropene <i>trans</i> -1,2-Diphenylpropene	85 90	15 15
	<i>erythro</i> <i>threo</i> Either isomer	OC <sub>4</sub> H <sub>9</sub> - <i>t</i>	<i>t</i> -C <sub>4</sub> H <sub>9</sub> OH, 30°	<i>trans</i> -1,2-Diphenylpropene (mainly)	98	15
		OSO <sub>2</sub> OCH <sub>3</sub>	KOH, boil		—	122, 273
	X = <i>m</i> -Br, <i>p</i> -Br, <i>p</i> -NO <sub>2</sub> , <i>p</i> -OCH <sub>3</sub>			X = <i>m</i> -Br, <i>p</i> -Br, <i>p</i> -NO <sub>2</sub> , <i>p</i> -OCH <sub>3</sub>		
		OH	KOH, distil in vac.	C <sub>6</sub> H <sub>5</sub> CH=CHCH <sub>2</sub> C <sub>6</sub> H <sub>4</sub> X (I), C <sub>6</sub> H <sub>5</sub> CH <sub>2</sub> CH=CHC <sub>6</sub> H <sub>4</sub> X (II)		
	X = <i>m</i> - or <i>p</i> -Cl			X = <i>m</i> -Cl; 23% I, 77% II = <i>p</i> -Cl; 25% I, 75% II	90	274
	= <i>m</i> -CH <sub>3</sub>			= <i>m</i> -CH <sub>3</sub> ; 27% I, 73% II	93	274
	= <i>p</i> -CH <sub>3</sub>			= <i>p</i> -CH <sub>3</sub> ; 66% I, 34% II	95	274
C <sub>16</sub>	<i>n</i> -Cetylamine	OH	Distil	Hexadecene	—	39

422

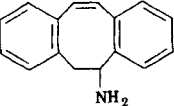

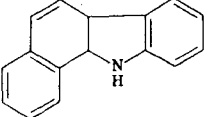
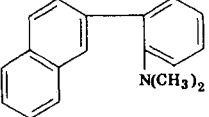
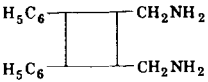
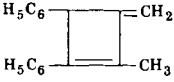
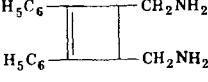

ORGANIC REACTIONS

$C_6H_5CH_2C(CO_2C_2H_5)_2CH_2CH_2NH_2$	$OC_2H_5$	150–210°	$C_6H_5CH_2C(=O)C(=O)C_2H_5$ $\parallel$ $CHCH_3$	113, 114
$C_6H_5COC(CH_3)CH_2C_6H_5$   $NH_2$	$OSO_2OCH_3$	$NaOH$ , reflux	$C_6H_5COC(CH_3)=CHC_6H_5$	— 46
N,N-bis-Phenethylamine	$OH$	Boil, aq. soln.	Styrene	— 11
N-β-(p-Nitrophenyl)-ethyl-N-phenethylamine	$OH$	Water bath	p-Nitrostyrene	— 11
	Iodide	$KOH$ , steam bath		78 275
	Iodide	$KOH$ , steam bath		55 275
	$OH$			Good 87
	$OH$			Good 87

Note: References 194 to 391 are on pp. 489–493.

TABLE XVI—Continued

## DECOMPOSITION OF QUATERNARY AMMONIUM COMPOUNDS

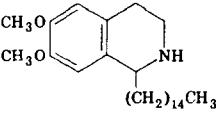
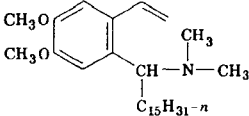
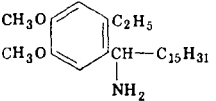
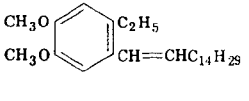
No. of C Atoms	Amine	Derivative	Conditions	Elimination Product(s) (Composition of Mixture)	Yield, %	References
$C_{16}$ (cont.)		$OH$			Satisfactory	87
		$OH$	Heat		85	265
$C_{17}$	$C_6H_5COCH_2NH(CH_2)_3C_6H_5$ Amine, $C_{17}H_{35}N$ , from naphthenic acid	Bromide $OH$	$NaNH_2$ Distil	$C_6H_5CH=CHCH_3$ Olefin	Small 63	276 91
$C_{18}$		$OH$	100–140°/ 0.5 mm.		—	149
		$OH$	120–140°/ 0.5 mm.		—	92
$C_{19}$	$C_6H_5(CH_2)_3CH(CH_2)_2C_6H_5$	$OH$ , $KOH$	Distil, vac.	$C_6H_5(CH_2)_3C=CH_2$ $C_6H_5(CH_2)_2C=CH_2$	70	256

		OSO <sub>2</sub> OCH <sub>3</sub> Heat, NaOH		90	277
C <sub>20</sub>	1,1,2-Triphenylethylamine N-Phenyl-1,2-diphenyl- ethylamine	OH 150-180° OSO <sub>2</sub> OCH <sub>3</sub> CH <sub>3</sub> OH, NaOH reflux	Triphenylethylene <i>trans</i> -Stilbene	— —	100 46
		OH, KOH Reflux		91	278
		OH, KOH Reflux		86	28
		OH, KOH Reflux		86	28

Note: References 194 to 381 are on pp. 489-493.

TABLE XVI—Continued  
DECOMPOSITION OF QUATERNARY AMMONIUM COMPOUNDS

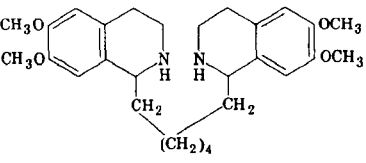
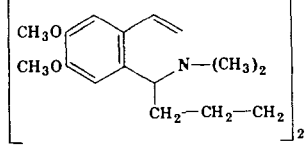
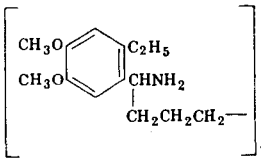
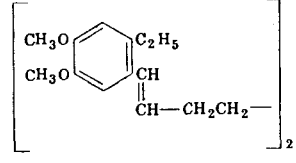
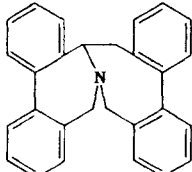
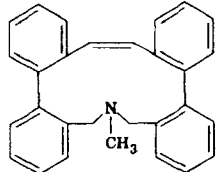
No. of C Atoms	Amine	Derivative	Conditions	Elimination Product(s)	Yield, %	References
C <sub>20</sub> (cont.)		OSO <sub>2</sub> OCH <sub>3</sub>	KOH, 120°		—	279
		OSO <sub>2</sub> OCH <sub>3</sub>	KOH, steam bath		—	279
C <sub>21</sub>	C <sub>6</sub> H <sub>5</sub> COCH(NH <sub>2</sub> )CH(C <sub>6</sub> H <sub>5</sub> ) <sub>2</sub>	OSO <sub>2</sub> OCH <sub>3</sub>	Alkali, reflux	C <sub>6</sub> H <sub>5</sub> COCH=C(C <sub>6</sub> H <sub>5</sub> ) <sub>2</sub>	—	122
	3(α), 12(α)-Dihydroxy-20-aminopregnane (partly acetylated)	Iodide	50% NaOH, 180°	Isolated as 3(α), 12(α)-diacetoxy-Δ <sup>20</sup> -pregnene	35	280
	3(α)-Aminoallopregnane	OH	200°/5 μ	Allopregnene, Δ <sup>2</sup> - or Δ <sup>3</sup> -	30	18
	3(β)-Aminoallopregnane	OH	200°/5 μ	Allopregnene, Δ <sup>2</sup> - or Δ <sup>3</sup> -	4	18
	3-Acetoxy-20-amino-Δ <sup>5</sup> -pregnene	Iodide	KOH, ethylene glycol	3-Hydroxy-Δ <sup>5</sup> , 20-pregnadiene	65	136

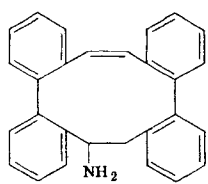
	$C_6H_5CH_2CH_2NH(CH_2)_5-$ $NHCH_2CH_2C_6H_5$	OH	Heat	Styrene	60	269
C <sub>23</sub>	3( $\alpha$ ), 12( $\alpha$ )-Dihydroxy-23-amino-norcholane (partly acetylated)	Iodide	50% KOH, 200°	Isolated as 3( $\alpha$ ), 12( $\alpha$ )-diacetoxy- $\Delta^{22}$ -norcholene	14	280
C <sub>24</sub>	3( $\alpha$ )-Hydroxy-12-aminocholanic acid	Iodide	60% KOH, 160°	3( $\alpha$ )-Hydroxy- $\Delta^{11}$ -cholanic acid (isolated as the methyl ester)	35	280
	$o-C_6H_4(CH_2NHCH_2CH_2C_6H_5)_2$	OH	Heat	Styrene	65	269
C <sub>26</sub>		OH	100°		—	31
		Iodide	100°		—	31
C <sub>27</sub>	3( $\alpha$ )-Aminocholestane	OH	170°/0.5 mm.	$\Delta^2$ - and $\Delta^3$ -Cholestene	50	18
	3( $\beta$ )-Aminocholestane	OH	170°/0.5 mm.	Neutral product, not investigated	ca. 3	18
	3( $\beta$ )-Amino- $\Delta^5$ -cholestene	OH	180°/0.1 mm.	$\Delta^3, 5$ -Cholestadiene	—	18
	6-( $\alpha$ )-Aminocholestane	OH	175-195°/0.02 mm.	5- and 6-Cholestene	Very low	19
	6-( $\beta$ )-Aminocholestane	OH	Room temp., vac.	5-Cholestene	65	19

Note: References 194 to 381 are on pp. 489-493.

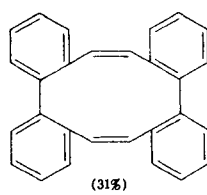
TABLE XVI—Continued

## DECOMPOSITION OF QUATERNARY AMMONIUM COMPOUNDS

No. of C Atoms	Amine	Derivative	Conditions	Elimination Product(s) (Composition of Mixture)	Yield, %	References
C <sub>28</sub>		OH	100°		—	31
		Di-iodide	100°		—	31
		OH	180-190°		82	280a

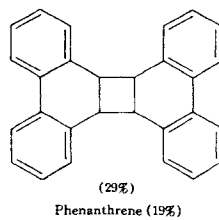


OH



—

280a


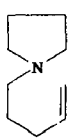
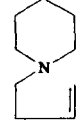
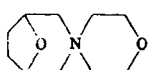
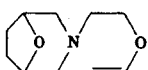
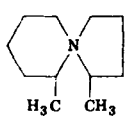
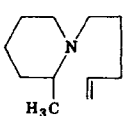
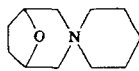
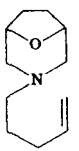
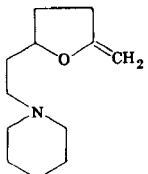
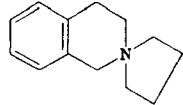
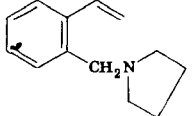
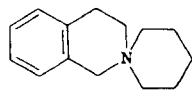
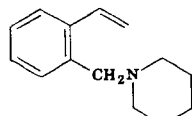
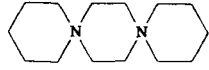
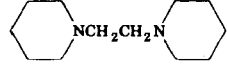


Phenanthrene (19%)

Note: References 194 to 391 are on pp. 489-493.

TABLE XVII

## QUATERNARY COMPOUNDS THAT CONTAIN NO N-METHYL GROUPS

No. of C Atoms	Ammonium Ion	Derivative	Conditions	Elimination Product(s) (Composition of Mixture)	Yield, %	References
C <sub>8</sub>	Tetraethyl	OH	Distil	Ethylene	—	1
C <sub>9</sub>		OH	140°	 and  (50%) (50%)	—	53, 281
C <sub>10</sub>	Diethyl-di- <i>n</i> -propyl	OH	Distil	Ethylene (96%), propylene (4%)	99	37
		OH	170°, vac.		57	234
C <sub>11</sub>	<i>n</i> -Amyltriethyl	OH	Distil	Ethylene	—	1
	Isoamyltriethyl	OH	Distil	Ethylene	—	39
		OH	140°		—	53
		OH	75-160°, vac.	 and 	71	234
C <sub>12</sub>	Phenyltriethyl	OH	Heat	Ethylene	—	2
C <sub>13</sub>	<i>n</i> -Butyltri- <i>n</i> -propyl	OH	Distil	Propylene (83%), butylene (17%)	—	37
		OH	Distil, vac.		—	281
C <sub>14</sub>	Di- <i>n</i> -propyl-di- <i>n</i> -butyl	OH	Distil	Propylene (63%), butylene (37%)	95	37
	Phenethyltriethyl	OH	Distil	Styrene	79	37
		OH	Distil		—	281
		Chloride	KOH, heat	 and acetylene, $\beta$ -hydroxy-ethylpiperidine	—	223
C <sub>15</sub>	<i>n</i> -Propyltri- <i>n</i> -butyl	OH	Distil	Propylene (36%), butylene (64%)	98	37

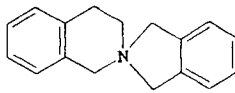
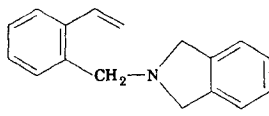
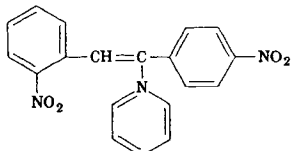
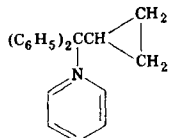
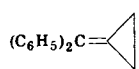
Note: References 194 to 381 are on pp. 489-493.



TABLE XVII—Continued

## QUATERNARY COMPOUNDS THAT CONTAIN NO N-METHYL GROUPS

432

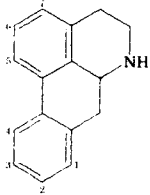
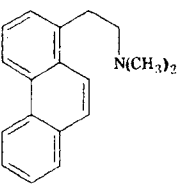
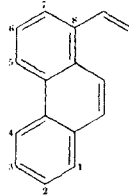
No. of C Atoms	Ammonium Ion	Derivative	Conditions	Elimination Product(s) (Composition of Mixture)	Yield, %	References
C <sub>16</sub>	Di- <i>n</i> -propyldiisoamyl	OH	Distil	Propylene (96%), isoamylene (4%)	94	37
C <sub>17</sub>		OH	220°/20 mm.		60	281
C <sub>18</sub>	Di- <i>n</i> -butyldiisoamyl	OH	Distil	Butylene (67%), isoamylene (33%)	94	37
	C <sub>6</sub> H <sub>5</sub> COCH <sub>2</sub> N(C <sub>2</sub> H <sub>5</sub> ) <sub>2</sub> C <sub>6</sub> H <sub>5</sub>	Bromide	KOH, heat	Ethanol	—	276
C <sub>19</sub>		Bromide	250°/0.01 mm.	2,4'-Dinitrodiphenylacetylene	55	282
C <sub>20</sub>	Tetra- <i>n</i> -amyl	OH	Distil	Amylene	—	2
C <sub>21</sub>		Iodide	NaOH, reflux	(C <sub>6</sub> H <sub>5</sub> ) <sub>2</sub> C= 	—	283

Note: References 194 to 391 are on pp. 489-493.

ORGANIC REACTIONS

TABLE XVIII

## HOFMANN ELIMINATION REACTIONS WITH ALKALOIDS

Name	Derivative	Conditions	Product	Yield, %	References
<i>Aporphine</i>					
					
					
Actinodaphnine, 3,4-dimethoxy- 5,6-methylenedioxyaporphine ——methine	Iodide	Aq. KOH, boil	Methine	—	183
——methine	Chloride	Base, heat	Vinylphenanthrene	—	183
Anolobine, 2-hydroxy-5,6-methylene- dioxyaporphine ——methine	Iodide, O-Methyl	Aq. base, 100°	Methine	—	284
——methine	Iodide	Aq. base	Vinylphenanthrene	—	284
Anonaine, 5,6-methylenedioxyaporphine ——methine	Iodide	Aq. base, heat	Methine	91	285
——methine	Iodide	CH <sub>3</sub> OH, base, heat	Vinylphenanthrene	76	285

Note: References 194 to 391 are on pp. 489–493.

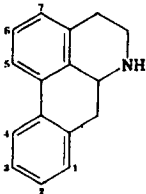
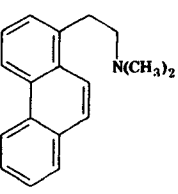
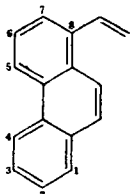
\* The methine nomenclature is explained on p. 321.

OLEFINS FROM AMINES

433

TABLE XVIII—Continued

## HOFMANN ELIMINATION REACTION WITH ALKALOIDS

Name	Derivative	Conditions	Product	Yield, %	References
<i>Aporphine (Continued)</i>					
					
					
Boldine, 2,6-dihydroxy-3,5- dimethoxyaporphine ——methine	O,O-Di- ethyl, OH	100°, vac.	Methine	—	180
——methine	OH	100°, vac.	Vinylphenanthrene	—	180
Crebanine, 1,2-dimethoxy-5,6- methylenedioxy aporphine	—	—	1,2-Dimethoxy-5,6-methylene- dioxyphenanthrene, after oxidation and decarboxylation	—	286
Dicentrine, 2,3-dimethoxy-5,6- methylenedioxyaporphine	Iodide	Aq. base, 100°	Methine	—	287
Glaucine, 2,3,5,6-tetramethoxy- aporphine ——methine	Iodide	Heat, base	Methine	—	288, 289
——methine	OH	Distil, base	Vinylphenanthrene	83	288, 289

434

ORGANIC REACTIONS

Isothebaine, 3,5-dimethoxy-4-hydroxy- aporphine ——methine	O-Methyl, OSO <sub>2</sub> OCH <sub>3</sub>	Aq. base, heat	Methine	85	290, 291
	OSO <sub>2</sub> OCH <sub>3</sub>	Base, CH <sub>3</sub> OH, heat	Vinylphenanthrene	80	290, 291
Laureline, 3-methoxy-5,6-methylenedioxy aporphine ——methine	Iodide	Aq. KOH, boil	Methine	—	292, 79
	Chloride	Aq. KOH, boil	Vinylphenanthrene	89	292, 79
Laurotetanine, 2-hydroxy-3,5,6-trimethoxy- aporphine ——methine	N-Ethyl, O-ethyl, iodide	Aq. NaOH, heat	Methine	—	293
	OH	Heat	Methine	88	294
	OH	Distil, vac.	Methine	—	295
	Chloride	Aq. NaOH	Vinylphenanthrene	—	293
	OH	Heat	Vinylphenanthrene	60	294
	OH	100°/10 mm.	Vinylphenanthrene	70, overall	295
Pukateine, 4-hydroxy-5,6-methylene- dioxyaporphine ——methine	Iodide, O-methyl	Aq. KOH, heat	Methine	—	292
	Chloride	Aq. KOH, heat	Vinylphenanthrene	—	292
Tuduranine, 3-hydroxy-5,6- methylenedioxyaporphine ——methine	O-Methyl iodide	Aq. NaOH, heat	Methine	—	296
	O-Ethyl iodide	Aq. NaOH, heat	Methine	—	296
	O-Methyl iodide	Aq. NaOH, heat	Vinylphenanthrene	—	296
	O-Ethyl iodide	Aq. NaOH, heat	Vinylphenanthrene	—	296

Note: References 194 to 391 are on pp. 489–493.

\* The methine nomenclature is explained on p. 321.

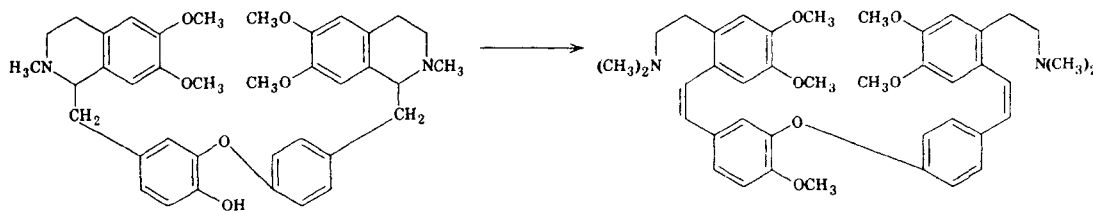
TABLE XVIII—Continued

HOFMANN ELIMINATION REACTION WITH ALKALOIDS

Name	Derivative	Conditions	Product	Yield, %	References
<i>Benzylisoquinoline</i>					
			Methine		
			Vinylstilbene		
Armejavine, 1,2,3,4-tetrahydro-2- methyl-6,7-dimethoxy-4'- hydroxybenzylisoquinoline ——methine	Iodide, O-Methyl	CH <sub>3</sub> OH, base, heat	Methine	Quant.	297
	Iodide	CH <sub>3</sub> OH, base, heat	Vinylstilbene	95	297
Coclaurine, 1,2,3,4-tetrahydro-6- methoxy-7,4'-dihydroxy- benzylisoquinoline	OSO <sub>2</sub> OCH <sub>3</sub> , O,O- dimethyl	Aq. base, 120- 130°	Methine	—	298

—methine	OSO <sub>2</sub> OCH <sub>3</sub>	Aq. base, 80°	Vinylstilbene	—	298
Laudenine, 1,2,3,4-tetrahydro-2- methyl-6,7,4'-trimethoxy-3'- hydroxybenzylisoquinoline	O-ethyl, OSO <sub>2</sub> OCH <sub>3</sub>	Aq. base, heat	Methine	>90	299

*Bisbenzylisoquinoline-A*



Dauricine	O-Methyl OSO <sub>2</sub> OCH <sub>3</sub>	Base	Methine	Small	94
-----------	---	------	---------	-------	----

Note: References 194 to 391 are on pp. 489-493.

TABLE XVIII—Continued  
HOFMANN ELIMINATION REACTION WITH ALKALOIDS

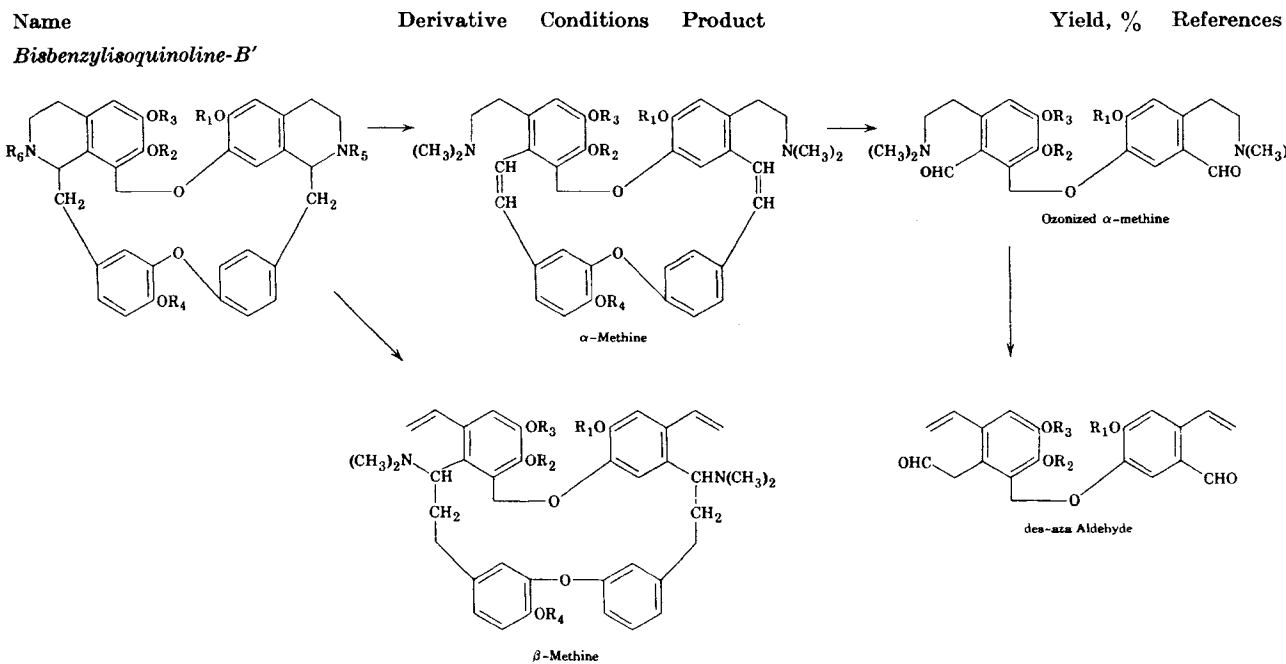
Name	Derivative	Conditions	Product	Yield, %	References
<i>Bisbenzylisoquinoline-B</i>					
Cepharanthine R <sub>1</sub> = R <sub>4</sub> = R <sub>5</sub> = R <sub>6</sub> = CH <sub>3</sub> R <sub>2</sub> = R <sub>3</sub> = —CH <sub>3</sub> —	Iodide	Aq. base, heat	α-Methine, 30 parts β-Methine, 1 part	—	300

$\alpha$ -Methine, ozonized	Iodide	Aq. base,	des-aza Aldehyde	—	300
Daphnandrine $R_1 = R_3 = R_4 = CH_3$ $R_6 = H$ $R_5$ or $R_6 = CH_3$ $R_6$ or $R_5 = H$	O-Methyl iodide	Aq. base, heat	Methine	—	301
—methine	Iodide	Aq. base, heat	des-aza Product	—	301
Daphnoline (trilobamine) $R_1 = R_3 = CH_3$ $R_3 = R_4 = H$ $R_5$ or $R_6 = CH_3$ $R_6$ or $R_5 = H$	O,O- Diethyl iodide	Aq. base, heat	Methine	—	301, 302
Hydroepistephanine $R_1 = R_3 = R_4 = R_5 = CH_3$ $R_6 = H$	—	—	Methine	—	303
—methine			des-aza Product	—	303
Oxyacanthine $R_1 = R_2 = R_3 = R_4 = CH_3$ $R_4 = H$	O-Methyl $OSO_2OCH_3$	Aq. base, heat	Methine	—	304
—methine	O-Methyl $OSO_2OCH_3$	Aq. base, heat	des-aza Product	—	304
Repandine $R_1 = R_3 = R_4 = R_5 = R_6 = CH_3$ $R_4 = H$	O-Methyl OH	Aq. base, heat	Methine	—	305

Note: References 194 to 391 are on pp. 489-493.

TABLE XVIII—Continued

HOFMANN ELIMINATION REACTION WITH ALKALOIDS

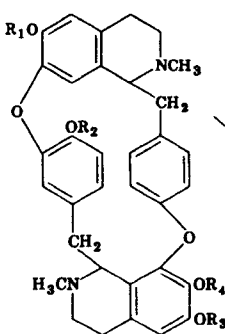
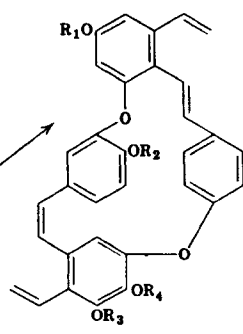


Berbamine R <sub>1</sub> = R <sub>2</sub> = R <sub>3</sub> = R <sub>5</sub> = R <sub>6</sub> = CH <sub>3</sub> R <sub>4</sub> = H	O-Methyl OH	Aq. base, heat	α-Methine	—	177
Pheanthine (1-isotetrandrine) R <sub>1</sub> = R <sub>2</sub> = R <sub>3</sub> = R <sub>4</sub> = R <sub>5</sub> = R <sub>6</sub> = CH <sub>3</sub>	—	—	α- and β-Methine	—	306
Tetrandrine R <sub>1</sub> = R <sub>2</sub> = R <sub>3</sub> = R <sub>4</sub> = R <sub>5</sub> = R <sub>6</sub> = CH <sub>3</sub>	— OH	— Aq. base, heat	α-Methine and β-methine Mixture of α- and β-methines	— —	307 177
Ozonized-α-methine	—	Aq. base, heat	des-aza Aldehyde	—	307

Note: References 194 to 391 are on pp. 489-493.

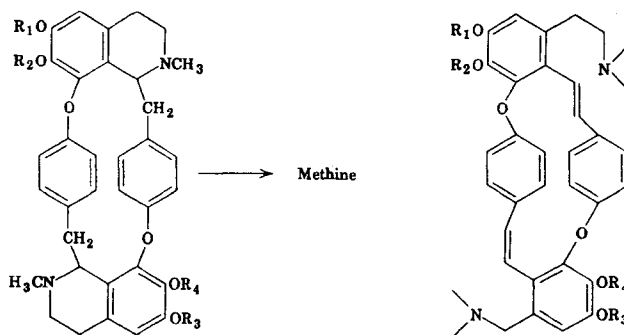
TABLE XVIII—Continued

## HOFMANN ELIMINATION REACTION WITH ALKALOIDS

Name	Derivative	Conditions	Product	Yield, %	References
<i>Bisbenzylisoquinoline-C</i>		2-Stage degradation	Mixture of methines  (des-aza Product)		
Bebeerine (chondodendrine) R <sub>1</sub> = R <sub>3</sub> = CH <sub>3</sub> R <sub>2</sub> = R <sub>4</sub> = H	O-Ethyl chloride	Aq. base, boil	des-aza Product	—	308
	O,O- Dimethyl chloride	Aq. base, boil	des-aza Product	—	309
	O,O- Dimethyl chloride	Aq. base, boil	des-aza Product	—	310
Chondrofoline R <sub>1</sub> or R <sub>3</sub> = CH <sub>3</sub> R <sub>3</sub> or R <sub>1</sub> = H R <sub>2</sub> = R <sub>4</sub> = CH <sub>3</sub>	O-Methyl chloride	Aq. base, boil	Methines	23 (as meth- iodide)	311

Tubocurarine chloride R <sub>1</sub> = R <sub>3</sub> = CH <sub>3</sub> R <sub>2</sub> = R <sub>4</sub> = H N,N-dimethyl	O,O-Diethyl chloride	Aq. base, boil	des-aza Product	17	312
——methine mixture	O,O-Dimethyl chloride	Aq. base, boil	Mixture of 4 methines	—	309
	O,O-Dimethyl chloride	Aq. base, boil	des-aza Product	—	309

*Bisbenzylisoquinoline-D*



Isochondodendrine R <sub>1</sub> = R <sub>3</sub> = CH <sub>3</sub> R <sub>2</sub> = R <sub>4</sub> = H	O,O-Dimethyl chloride	Aq. base, heat	Methine (opt. inact.)	—	313
---	-----------------------	----------------	-----------------------	---	-----

Note: References 194 to 391 are on pp. 489-493.

OLEFINS FROM AMINES

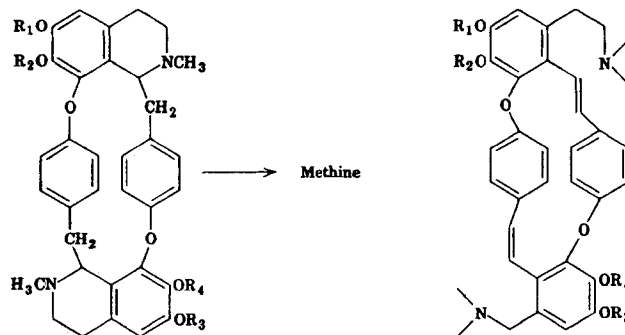
443

TABLE XVIII—Continued

HOFMANN ELIMINATION REACTION WITH ALKALOIDS

Name	Derivative	Conditions	Product	Yield, %	References
------	------------	------------	---------	----------	------------

*Bisbenzylisoquinoline-D (Continued)*



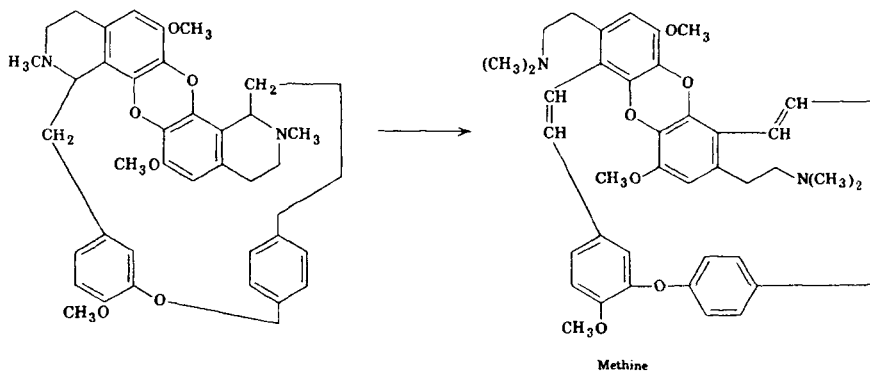
Oxidized methine	Chloride	Aq. base, heat		—	313
------------------	----------	----------------	--	---	-----

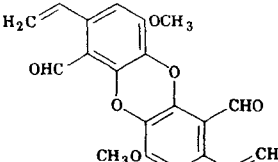
Neoprotocuridine R <sub>1</sub> = R <sub>3</sub> = H R <sub>2</sub> = R <sub>4</sub> = CH <sub>3</sub>	O,O-Dimethyl chloride	Aq. base, boil	Methine (opt. inact.)	—	314
--	-----------------------	----------------	-----------------------	---	-----

444

ORGANIC REACTIONS

*Bisbenzylisoquinoline-E*



Micranthine O,O,N-Trimethyl derivative	OH	Aq. base, heat	Methine	—	315
Ozonized methine	Iodide	Aq. base, heat		—	315
N-Methyldihydromenisarine	—	Aq. base, heat (three decom- positions)	des-aza Product	—	316

*Note:* References 194 to 391 are on pp. 489-493.

OLEFINS FROM AMINES

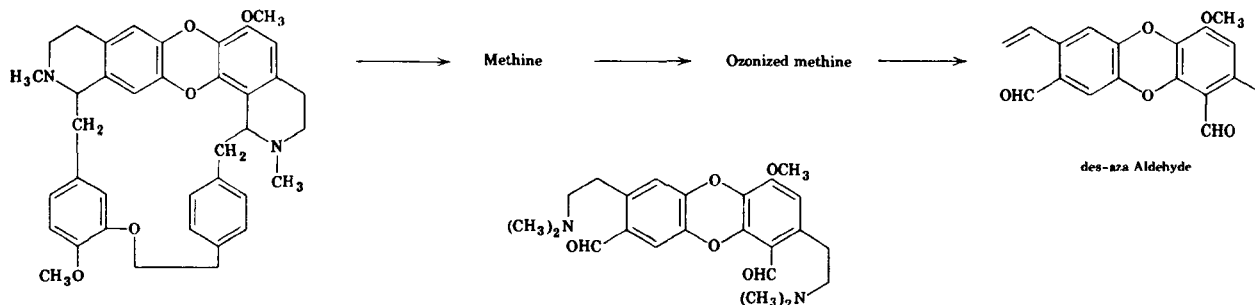
445

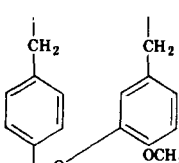
TABLE XVIII—Continued

HOFMANN ELIMINATION REACTION WITH ALKALOIDS

Name Derivative Conditions Product Yield, % References

*Bisbenzylisoquinoline-F*

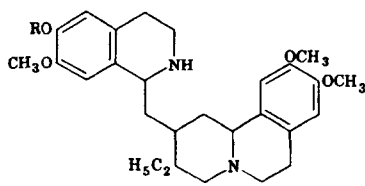
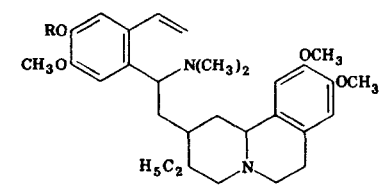
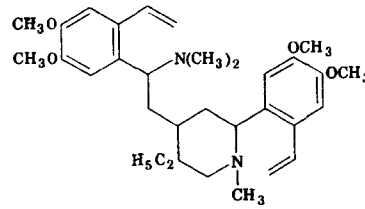


Trilobine	OSO <sub>2</sub> OCH <sub>3</sub>	Aq. base, heat	Methine (opt. inact.)	ca. 80	317
Ozonized methine	Di-iodide	Aq. base, heat	des-aza Aldehyde	—	317
Isotrilobine	OSO <sub>2</sub> OCH <sub>3</sub>	Aq. base, heat	Methine (opt. act.)	—	317
	OSO <sub>2</sub> OCH <sub>3</sub>	Base	Methine	—	318

446

ORGANIC REACTIONS



Ozonized methine <i>Cephaeline</i>	Iodide	Aq. base, heat	des-aza Aldehyde	—	317
					
					
			Methine		
Cephaeline R = H	O-Ethyl OH	Heat, 90°/ 12 mm.	Methine	—	319
Emetine R = CH <sub>3</sub>	OH	Heat, vac.		93	29
			Methine		
Tetrahydromethine	Iodide	NaOH or H <sub>2</sub> O	des-N-(a)-Emetinetetrahydro- methine methiodide	47	29

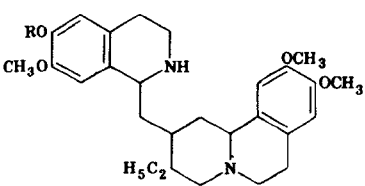
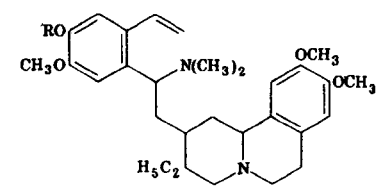
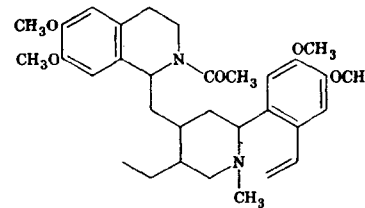
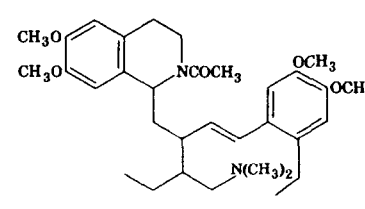
Note: References 194 to 391 are on pp. 489-493.

OLEFINS FROM AMINES

447

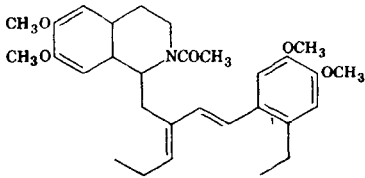
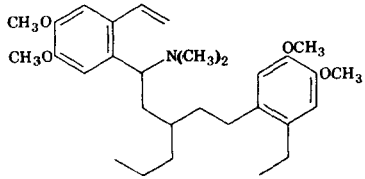
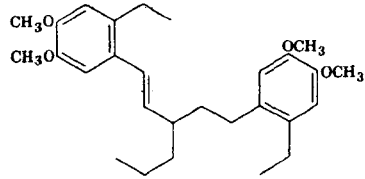
TABLE XVIII—Continued

HOFMANN ELIMINATION REACTION WITH ALKALOIDS

Name	Derivative	Conditions	Product	Yield, %	References
<i>Cephaeline (Continued)</i>					
					
					
			Methine		
Emetine R = CH <sub>3</sub>	N-Acetyl OH	Heat		—	320
			Acetyl des-N-methylemetine		
N-Acetyl dihydro-des-N- methylemetine	OH	Aq. base, heat/12 mm.		Good	320
			N-Acetyldihydro-des-N,N-dimethylemetine		

448

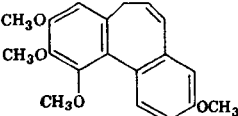
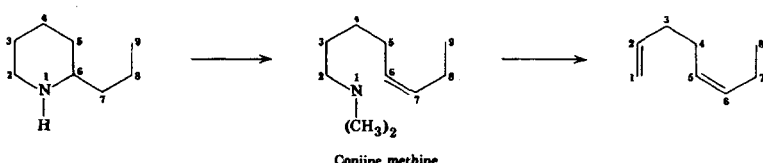
ORGANIC REACTIONS

N-Acetyldihydro-des-N,N-dimethylemetine	OH	Aq. base, heat/12 mm.		—	320
Hexahydro-des-aza-emetine	OH	Aq. base, heat/12 mm.		Poor	320
Dihydro-des-N-methyl-hexahydro-des-aza-emetine	OH	Heat		—	320

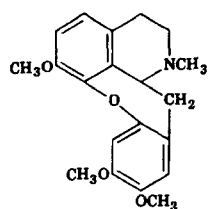
Note: References 194 to 391 are on pp. 489-493.

TABLE XVIII—Continued

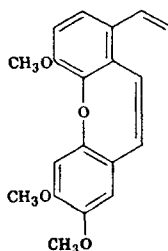
HOFMANN ELIMINATION REACTION WITH ALKALOIDS

Name	Derivative	Conditions	Product	Yield, %	References
<i>Colchicol</i> Colchicol methyl ether	OH	100–260°/ 15 mm.		—	321
<i>Coniine</i>					
Conhydrine, 7-hydroxyconiine — methine,	OH	100°, vac.	6,7-Epoxyconiine methine	—	199–201
6,7-Epoxyconiine methine	OH	100°, vac.	5,6-Dihydroxyoctene, 5,6-epoxyoctene	Low	199–201
Pseudoconhydrine, 3-hydroxyconiine	OH	Base, 100°, vac.	3-Hydroxyconiine methine	32	202
Dihydrmethine, 6,7-Dihydro-3-hydroxy- coniine methine	OH	Base, heat, vac.	1,2-Epoxyoctane	—	202
Coniine	OH	Heat	Coniine methine	—	322
Coniine methine	OH	Heat	Octadiene	—	322

*Cularine*

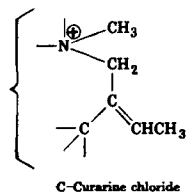


Iodide Aq. base, heat, two steps

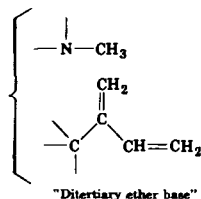


— 128

*C-Curarine*



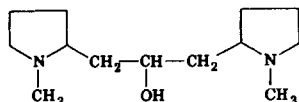
Chloride, Heat KOH



— 323

*Cuscohygrine*

Dihydrocuscohygrine



OH 160-240°/16 mm.

Methine + 7-20% oxygen-free cpds.

55 324

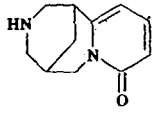
Note: References 194 to 391 are on pp. 489-493.

OLEFINS FROM AMINES

451

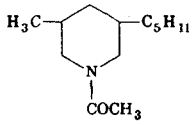
TABLE XVIII—Continued

HOFMANN ELIMINATION REACTION WITH ALKALOIDS

Name	Derivative	Conditions	Product	Yield, %	References
<i>Cuscohygrine (Continued)</i>					
Dihydrocuscohygrine-methine (hydrogenated first)	OH	65-150°/17 mm. repeated until all N removed	After hydrogenation: undecan-6-ol and undecane	—	324
<i>Cytisine</i>					
	Iodide	Amyl alcohol, reflux	des-N-Dimethylcytisine	—	139
	OH	Evaporated, heat at 90°/5-10 mm. with Pd-C hydrogenate immediately	Dihydro-des-N-dimethylcytisine	72	190
des-N-Dimethylcytisine	OH	Amyl alcohol, reflux	C <sub>22</sub> H <sub>22</sub> N <sub>2</sub> O <sub>2</sub> (bimolecular), des-aza-cytisine		139

452

ORGANIC REACTIONS

Dihydro-des-N-dimethylcytisine	OH	120°	Dihydrohemicytisylylene	70	190
Tetrahydrodesoxycytisine	N-Acetyl OH	Distil at 140°/ 0.01 mm. (3 de- grada- tions)		—	325
Tetrahydrodesoxycytisine	OH	Distil	des-N-Dimethyltetrahydro- desoxycytisine	90	190
Dihydro-des-N-dimethyltetra- hydrodesoxycytisine	OH	Distil at 100° (3 degrada- tions followed by hydro- genation)	C <sub>13</sub> H <sub>29</sub> N	—	190
<i>Delphinine</i>					
Delphinine	Iodide	Distil from aq. base	Methine base	—	326

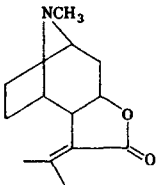
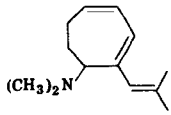
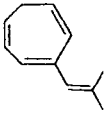
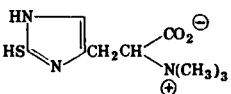
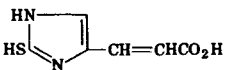
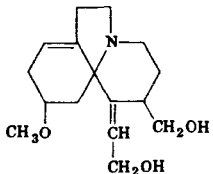
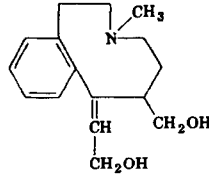
Note: References 194 to 391 are on pp. 489-493.

OLEFINS FROM AMINES

453

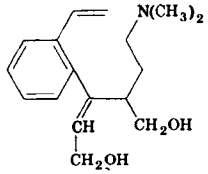
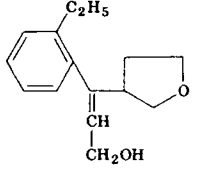
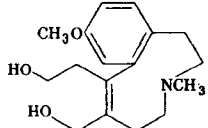
TABLE XVIII—Continued

HOFMANN ELIMINATION REACTION WITH ALKALOIDS

Name	Derivative	Conditions	Product	Yield, %	References
<i>Dioscorine</i>					
	OH	Distil in vac.	 Methine	—	327
—methine	OH	Distil in vac.		—	327
<i>Ergothionene</i>					
	Betaine	Aq. base, boil		75	328, 329
<i>Erythroidine</i>					
	OH	160-220°/ 0.03 mm.		89	330, 331
Dihydro-α-erythroidinol			des-N-Methylhydro-α-erythroidinol		

454

ORGANIC REACTIONS

des-N-Methyldihydro- $\alpha$ -erythroidinol	OH	180–210°/ 0.01 mm.		90	330, 331
des-N-Dimethyltetrahydro- $\alpha$ -erythroidinol	OH	80–100°/ 1 $\mu$		87	330, 331
$\beta$ -Erythroidinol	OH	150–170°/ 0.05 mm.	des-N-Methyl- $\beta$ -erythroidinol 	70	332

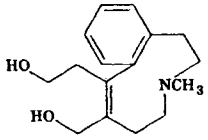
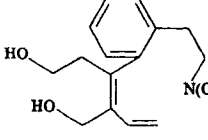
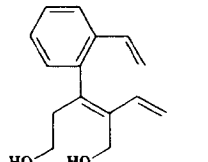
Note: References 194 to 391 are on pp. 489–493.

OLEFINS FROM AMINES

455

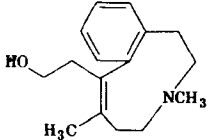
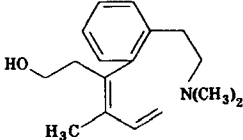
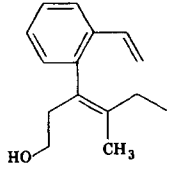
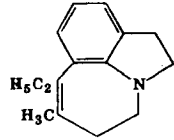
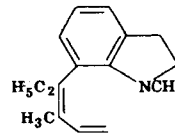
TABLE XVIII—Continued

HOFMANN ELIMINATION REACTION WITH ALKALOIDS

Name	Derivative	Conditions	Product	Yield, %	References
<i>Erythroidine (Continued)</i> Dihydro- $\beta$ -erythroidinol	OH	130–150°/ 0.03 mm.	des-N-Methyldihydro- $\beta$ -erythroidinol 	78	178
des-N-Methyldihydro- $\beta$ -erythroidinol	OH	160–170°/ 0.03 mm.	des-N,N-Dimethyldihydro- $\beta$ -erythroidinol 	90	178
des-N,N-Dimethyldihydro- $\beta$ -erythroidinol	OH	150–160°/ 0.001 mm.	des-aza-Dihydro- $\beta$ -erythroidinol 	84	178

456

ORGANIC REACTIONS

des-N-Methyl-desoxydihydro- $\beta$ -erythroidinol	OH	110–120°/ 0.003 mm.	des-N,N-Dimethyl-desoxydihydro- $\beta$ -erythroidinol	84	178
					
des-N,N-Dimethyl-desoxytetrahydro- $\beta$ -erythroidinol	OH	120°/0.02 mm.	des-aza-Desoxytetrahydro- $\beta$ -erythroidinol	69	178
					
Desoxyapo- $\beta$ -erythroidinol	OH	Heat	des-N-Methyl-desoxyapo- $\beta$ -erythroidinol	—	333
					

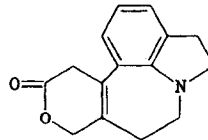
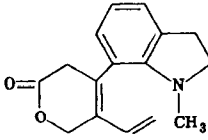
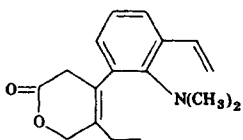
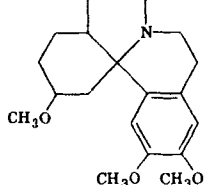
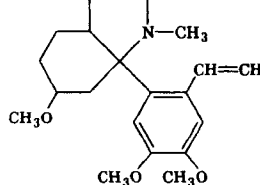
Note: References 194 to 391 are on pp. 489–493.

OLEFINS FROM AMINES

457

TABLE XVIII—Continued

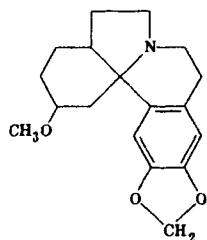
HOFMANN ELIMINATION REACTION WITH ALKALOIDS

Name	Derivative	Conditions	Product	Yield, %	References
<i>Erythroidine (Continued)</i>					
Apo- $\beta$ -erythroidine	Iodide	Aq. base	des-N-Methylapo- $\beta$ -erythroidinol	54	334, 178
					
des-N-Methyldihydroapo- $\beta$ -erythroidinol	OH	Heat, 1.5 mm.	des-N,N-Dimethyldihydroapo- $\beta$ -erythroidinol	55	334
					
<i>Erysoitrine</i>					
Tetrahydroerysoitrine	OH	120°, vac.		—	335
					

458

ORGANIC REACTIONS

Tetrahydroerythraline

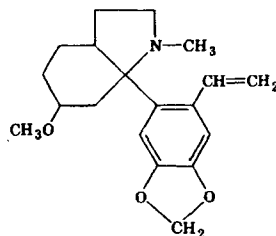


OH

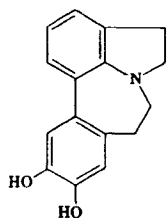
Heat,  
vac.

—

335



Apoerysopine

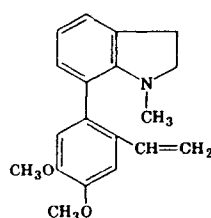


OSO<sub>2</sub>OCH<sub>3</sub>

Aq. base,  
heat

—

336



des-Methylapoerysotrine

OSO<sub>2</sub>OCH<sub>3</sub>

Aq. base,  
heat

—

336

des-Dimethylapoerysotrine,  
C<sub>20</sub>H<sub>23</sub>NO<sub>2</sub>

Note: References 194 to 391 are on pp. 489-493.

OLEFINS FROM AMINES

459

TABLE XVIII—Continued

HOFMANN ELIMINATION REACTION WITH ALKALOIDS

Name	Derivative	Conditions	Product	Yield, %	References
<i>Gelsemine</i>					
	Iodide	Aq. base, 240– 250° vac.		—	7, 116, 117
Dihydrogelsemine	Iodide	Aq. base, 240– 250° vac.	N(a)-Methyldihydrogelsemine	—	7, 116, 117
Octahydrogelsemine	Iodide	Aq. base, 240– 250° vac.	N(a)-Methyloctahydrogelsemine	—	7, 116
<i>Gramine</i>					
	Iodide	Methanol or aq. base		—	337

460

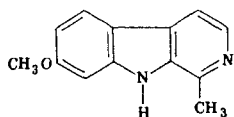
ORGANIC REACTIONS

*Granatanine*

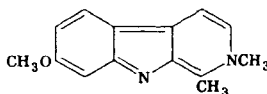


N-Methylgranatanine	OH	Distil	$\Delta^4$ -des-Dimethylgranatanine	50	86, 338
$\Delta^4$ -des-Dimethylgranatanine	OH	Distil	Mixture of cyclooctadienes	64	86, 339
Methylgranatoline (3-hydroxy-N-methylgranatanine)	OH	Distil	Mixture of products	—	338
Dimethylaminocycloocta-2,4-diene	OH	Distil	Cyclooctatriene	—	339

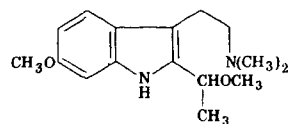
*Harmine*



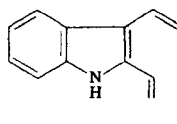
OSO<sub>2</sub>OCH<sub>3</sub> Base, cold, then heat at 100°



— 340



OSO<sub>2</sub>OCH<sub>3</sub> CH<sub>3</sub>OH, base, boil



Polymer

— 98

isomethyltetrahydroharmine methoxide methyl ether

Note: References 194 to 391 are on pp. 489-493.

OLEFINS FROM AMINES

461

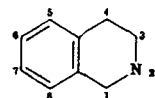
TABLE XVIII—Continued

HOFMANN ELIMINATION REACTION WITH ALKALOIDS

Name	Derivative	Conditions	Product	Yield, %	References
<i>Hetisine</i> C <sub>20</sub> H <sub>27</sub> NO <sub>3</sub>	OH	160-200°/ 0.3 mm.	des-N-Methylhetisine	—	341
Dihydrohetisine, C <sub>20</sub> H <sub>25</sub> NO <sub>3</sub>	OH	160-200°/ 0.3 mm.	Methine base	—	341
<i>Hordenine</i>					
	OH	120-130°		90	342
<i>Hypaphorine</i>					
	Betaine	Aq. base, heat	Indole	—	343

*Isoquinoline*

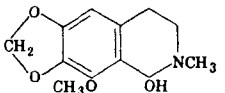
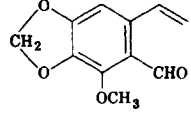
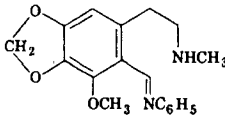
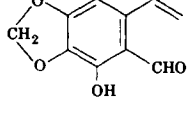
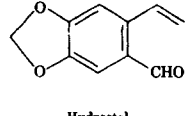
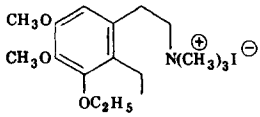
(Several derivatives of tetrahydroisoquinoline are included that are converted to the corresponding phenethylamine methiodides prior to the Hofmann elimination.)



462

ORGANIC REACTIONS



 Cotarnine (The iodide is derived from the aldehyde form.)	Iodide	Base, heat	 Cotarnone	—	131
 Cotarnine anil	Iodide	Aq. base, heat	 Norcotarnone	—	131
Hydrastinine, 1-hydroxy-2-methyl-6,7-methylenedioxytetrahydroisoquinoline	Iodide	Aq. base, heat	 Hydrastal	—	344
Pellotine, 1,2-dimethyl-6,7-dimethoxy-8-hydroxy-1,2,3,4-tetrahydroisoquinoline	 (Emde degradation product)	Aq. base, reflux	1-Vinyl-2-ethyl-3-ethoxy-4,5-dimethoxybenzene	> 90	345

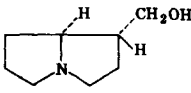
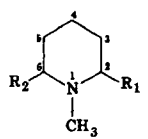

Note: References 194 to 391 are on pp. 489-493.

OLEFINS FROM AMINES

483

TABLE XVIII—Continued

HOFMANN ELIMINATION REACTION WITH ALKALOIDS

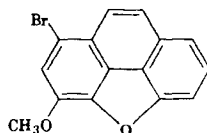
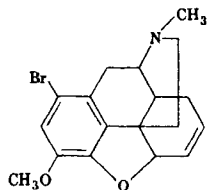
Name	Derivative	Conditions	Product	Yield, %	References
<b>Laburnine</b> 			(3 degradations) N-Free product	—	346
<b>Lobelia Alkaloids</b> 			 Methine Substituted heptadiene		
Lelobanine $R_1 = -CH_2CC(=O)C_6H_5$ $R_2 = -CH_2CC(=O)C_6H_5$	OH	Heat	$C_6H_5CH(OH)(CH_2)_7CH(OH)C_6H_5$ (after hydrogenation)	—	45
Lobelandidine $R_1 = R_2 = -CH_2CH(OEt)-C_6H_5$	OH	Heat, 270°	"N-Containing compound"	Poor	75

464

ORGANIC REACTIONS



Acetocodeine (1-acetocodeine) —methine	Iodide	Aq. base, heat	1-Acetomethine	70	352
	OH	200°/0.1 mm.	1-Acetomethylmorphenol	Low	352
Bromocodeine (1-bromocodeine) —methine	Iodide	Aq. base, heat	1-Bromomethine	87	353
	OSO <sub>2</sub> OCH <sub>3</sub>	Aq. base, heat	1-Bromomethylmorphenol	—	353
Bromodesoxycodeine-C	OSO <sub>2</sub> OCH <sub>3</sub>	Aq. NaOH		—	353



Dihydrocodeine, R <sub>1</sub> = CH <sub>3</sub> , R <sub>2</sub> = H, 7,8-dihydro —dihydromethine	Iodide	Aq. base, reflux	Dihydromethine	91	351
—tetrahydromethine	OH	140–190°/ 0.4 mm.	6-Hydroxy- and 6-methoxy-13- vinylhexahydromethylmorphenol	59	351
—tetrahydromethine	OH	140–190°/ 0.4 mm.	6-Hydroxy- and 6-methoxy-13- vinyloctahydromethylmorphenol	56	351
—tetrahydromethine	O-Methyl OH	140°/0.4 mm.	6-Methoxy-13-vinyloctahydro- methylmorphenol	87	351

Note: References 194 to 391 are on pp. 489–493.

OLEFINS FROM AMINES

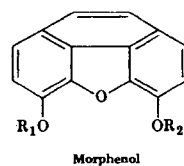
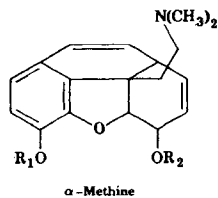
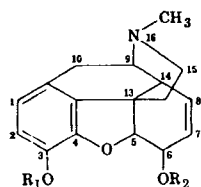
467

TABLE XVIII—Continued

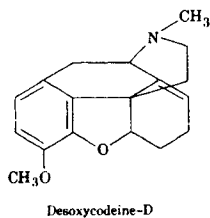
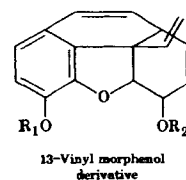
HOFMANN ELIMINATION REACTION WITH ALKALOIDS

Name Derivative Conditions Product Yield, % References

Morphine (Continued)

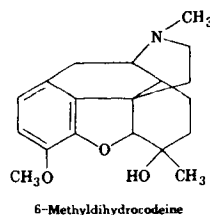


or



Iodide Aq. base, heat Methine

— 354

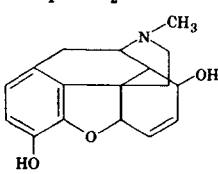
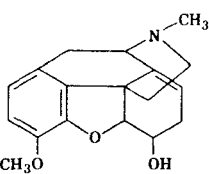
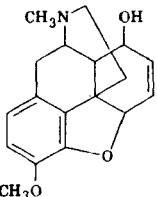


Iodide Aq. base, heat Methine

83 355

488

ORGANIC REACTIONS

—methine	OH	100°, vac.	6-Methyl-6-hydroxy-13-vinylhexahydro-methylmorphenol	62	355
<b>Morphine</b> R <sub>1</sub> = R <sub>2</sub> = H	Always degraded as methyl ether; see Codeine				
	Phenolic methyl ether iodide	Aq. base, heat	Methylisomorphimethine	—	184
Isomorphine	—	—	—	—	—
—methine	OH	160°	Methylmorphenol	—	184
<b>Neopine</b>	OSO <sub>2</sub> OCH <sub>3</sub>	Aq. base, heat	β-Codeinmethine	—	356
					
	O-Methyl iodide	Aq. base, heat	Methine	—	357
Pseudocodeine					

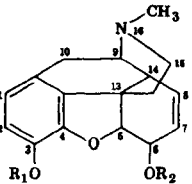
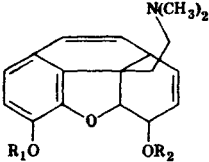
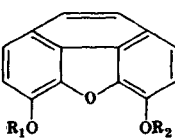
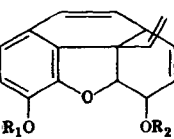
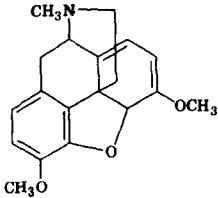
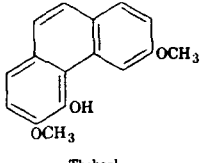
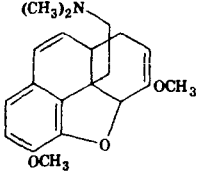
*Note:* References 194 to 391 are on pp. 489–493.

OLEFINS FROM AMINES

489

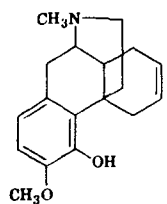
TABLE XVIII—Continued

HOFMANN ELIMINATION REACTION WITH ALKALOIDS

Name	Derivative	Conditions	Product	Yield, %	References
<b>Morphine (Continued)</b>					
					
					
			or		
					
<b>6,7-Dihydropseudocodeine</b>	O-Methyl iodide	Aq. base, heat	Dihydromethine	—	358
	Iodide	NaOCH <sub>3</sub> , CH <sub>3</sub> OH, heat		—	359
Thebaine					
	OH	Reflux, isoamyl alcohol	6-Methoxy-13-vinyl-tetrahydromethylmorphenol	30	138
Dihydrothebaine methine					

470

ORGANIC REACTIONS

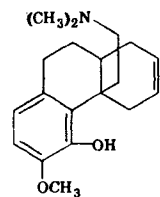


Dihydrodesoxycodeine-A

OH 140°/1 μ des-N-Methyl base

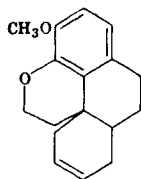
79

179



Desoxytetrahydro-α-codinemethine

Iodide Aq. base, heat



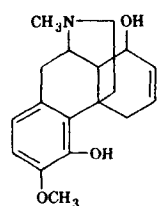
—

360

O-Methyl iodide Base, amyl alcohol, reflux Recovered tertiary amine

85

360



Dihydropseudocodeine-B

Iodide Aq. base, heat Methine base

—

361

Note: References 194 to 391 are on pp. 489-493.

OLEFINS FROM AMINES

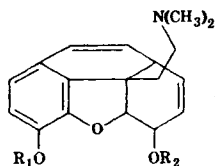
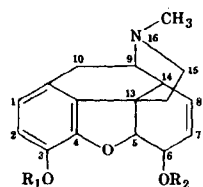
471

TABLE XVIII—Continued

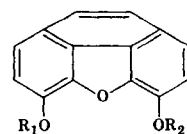
HOFMANN ELIMINATION REACTION WITH ALKALOIDS

Name Derivative Conditions Product Yield, % References

Morphine (Continued)

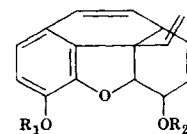


α-Methine

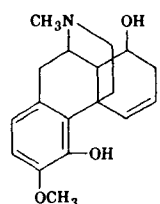


Morphenol

or



13-Vinyl morphenol derivative

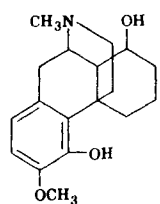


Dihydropseudocodeine-C

Iodide Aq. base, heat Methine

—

361



Dihydroallopseudocodeine

Iodide Aq. base, heat Methine

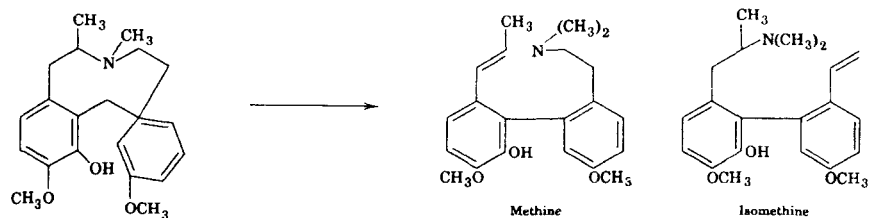
—

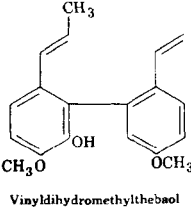
362

472

ORGANIC REACTIONS

*Methyldihydrothebaine*



$\delta$ -Isomer	Iodide	Aq. base, heat	Isomethine	85	363
O-Acetyl $\delta$ -isomer	OH	98°, vac.	Methine	12	363
O-Acetyl $\alpha$ -isomer	OH	98°, vac.	Isomethine	42	363
Methyldihydrothebaine methine	Iodide	Aq. base, heat	 Vinylidihydromethylthebaol	90	363
$\delta$ -Methyldihydrothebaine isomethine	OH	Aq. base, heat	Vinylidihydromethylthebaol	Low	363

*Note:* References 194 to 391 are on pp. 489-493.

OLEFINS FROM AMINES

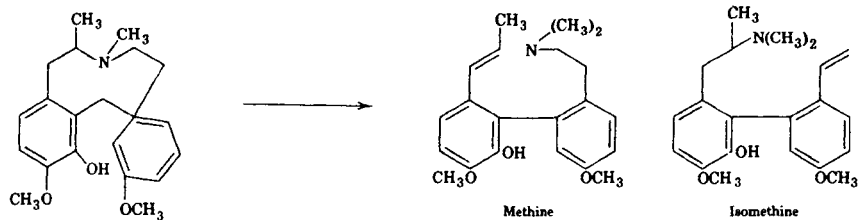
473

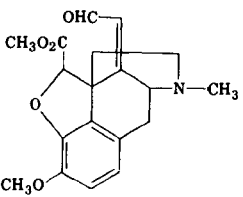
474

TABLE XVIII—Continued  
HOFMANN ELIMINATION REACTION WITH ALKALOIDS

Name	Derivative	Conditions	Product	Yield, %	References
------	------------	------------	---------	----------	------------

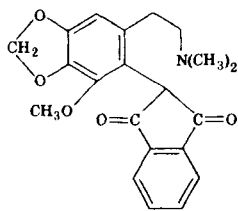
*Methyldihydrothebaine (Continued)*



Thebaizone ( $\alpha$ )	OH	Heat	des-N-Methylthebaizone acid $C_{19}H_{21}O_5N$	—	364
 Dihydrodesoxythebaizone	OH	Heat	des-N-Methyldihydrodesoxythebaizone acid, $C_{19}H_{23}O_4N$	—	364

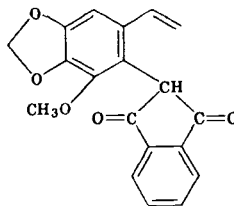
ORGANIC REACTIONS

*Narcidonine*

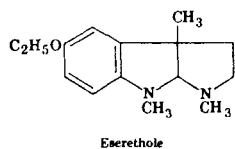


Iodide NaOC<sub>2</sub>H<sub>5</sub>, heat Narcidone

40 365

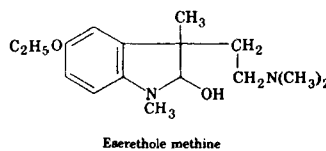


*Physostigmine (eserine)*



OH Reflux, aq. base

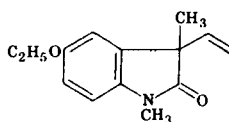
— 366, 99



*Dehydroeseretholemethine*

OH 200°

— 99



Note: References 194 to 391 are on pp. 489-493.

OLEFINS FROM AMINES

475

476

TABLE XVIII—Continued

HOFMANN ELIMINATION REACTION WITH ALKALOIDS

Name	Derivative	Conditions	Product	Yield, %	References
<i>Protoberberines</i>					
			or		
Canadine, (tetrahydroberberine), 2,3-methylenedioxy-9,10-dimethoxyprotoberberine	N-Benzyl chloride	Alcoholic KOH	des-N-Benzyl base A	—	367
des-N-Benzyl base	OH	100°, vac.	Mixture of des-N-methyl bases	—	368
	Iodide	Alcoholic KOH	des-N-Benzyl-N-methyl base	—	367
Corybulbine, 2,9,10-trimethoxy-3-hydroxy-13-methylprotoberberine	O-Ethyl chloride	CH <sub>3</sub> OH, KOH, heat	des-N-Methyl base B	—	181

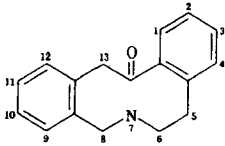
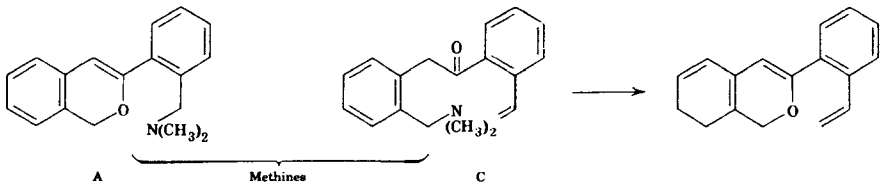
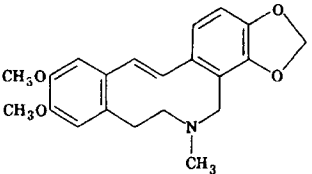
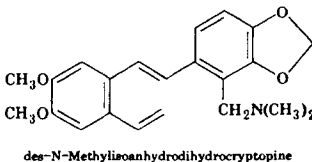
ORGANIC REACTIONS

Corydaline, 2,3,9,10-tetramethoxy-13- methyl protoberberine	Chloride	Base, distil	des Base A from "meso" material; des base B from racemic material	—	78
	Chloride	CH <sub>3</sub> OH, KOH, heat	des-N-Methyl base	—	182
Isocryptopine chloride, 2,3-dimethoxy-9,10- methylenedioxy- 13,14-dehydro-N-methyl- protoberberine chloride	Chloride	CH <sub>3</sub> OH, KOH heat	des-N-Methyl base A	—	369
Dihydroisocryptopine chloride, 13,14-dihydro- isocryptopine -des-N-Methyl bases	Chloride	CH <sub>3</sub> OH, KOH, heat	des-N-methyl bases A and B	—	369
	OSO <sub>2</sub> OCH <sub>3</sub>	CH <sub>3</sub> OH, KOH, heat	des-N,N-Dimethyl base	—	369
Thalictricavine, 2,3-methylenedioxy-9,10- dimethoxy-13-methyl- protoberberine	Chloride	Base, distil	des-N-Methyl bases A or B depending on isomer of starting material used	—	78

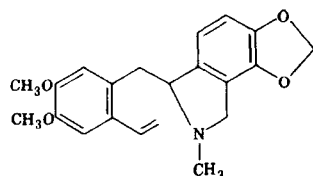
Note: References 194 to 391 are on pp. 489-493.

TABLE XVIII—Continued

HOFMANN ELIMINATION REACTION WITH ALKALOIDS

Name	Derivative	Conditions	Product	Yield, %	References
<i>Protopine</i>					
Protopine, 2,3-methylenedioxy-9,10- methylenedioxy	OSO <sub>2</sub> OCH <sub>3</sub>	CH <sub>3</sub> OH, KOH, heat	A and C methines	—	369
Cryptopine, 2,3-dimethoxy-9,10- methylenedioxy	OSO <sub>2</sub> OCH <sub>3</sub>	CH <sub>3</sub> OH, KOH, heat	A and C methines	—	369
 Anhydrodihydrocryptopine-A	OSO <sub>2</sub> OCH <sub>3</sub>	Base, CH <sub>3</sub> OH, heat	 des-N-Methylisoanhydrodihydrocryptopine	—	369



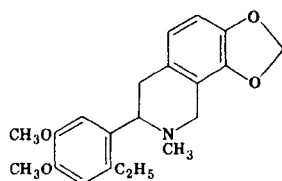


OSO<sub>2</sub>OCH<sub>3</sub> Base,  
CH<sub>3</sub>OH  
heat

des-N-Methylisoanhydro-  
dihydrocryptopine

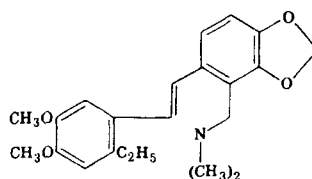
—

369



Tetrahydroanhydrocryptopine-B

OH Aq. base,  
heat

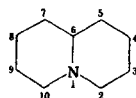


des-N-Methyltetrahydroanhydrocryptopine

—

370

*Quinolizidine*



Lupinine,  
5-hydroxymethylquinolizidine

OH 165–170°/  
15 mm.

des-N-Methylupinine

74

371

des-N-Methylupinine

OH Heat, vac.

des-N-Methylupinine

90

372

OH 200°/20  
mm.

des-N-dimethylupinine

—

371

*Note:* References 194 to 391 are on pp. 489–493.

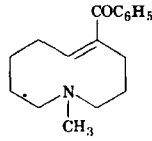
OLEFINS FROM AMINES

479

480

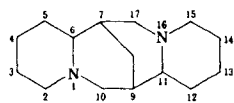
TABLE XVIII—Continued

HOFMANN ELIMINATION REACTION WITH ALKALOIDS

Name	Derivative	Conditions	Product	Yield, %	References
<i>Quinolizidine (Continued)</i>					
Dihydro-des-N-methylupinine	OH	Distil, 180°/12 mm.	Dihydro-des-N,N-dimethyl-lupinine	83	372
des-N,N-Dimethyl-lupinine	OH	Distil, vac.	Unsaturated alcohol	—	371
Tetrahydro-des-N,N-dimethylupinine	OH	120°/15 mm.	Unsaturated alcohol	46	372
5-Benzoylquinolizidine	Iodide	Aq. NaOH, heat		Quant.	80
<i>Scopoline (oscine)</i>	O-Methyl OH	160°/13 mm.	C <sub>9</sub> H <sub>15</sub> NO <sub>2</sub> , des-N-Methyl- scopolines (mixture of isomers)	—	373, 374

ORGANIC REACTIONS

*Sparteine*



Anagryrine, 2-keto-3,4,5,6- dehydrosparteine	OH	Benzene, heat	Anagryrine methine	—	375
Dihydroanagryrine methine	OH	120°/10 mm.	Dihydroanagryrine bismethine	—	375
Tetrahydroanagryrine bismethine	OH	120°/10 mm.	Tetrahydroanagryrine tris-methine	—	375
Aphyllidine, 5,6-dehydro-10-ketosparteine	OH	Heat, vac.	des-N-Methylaphyllidine, C <sub>16</sub> H <sub>24</sub> N <sub>2</sub> O	93	189
	Iodide	Base, CH <sub>3</sub> OH, reflux	des-N-Methylaphyllidine	80	376
des-N-Methylaphyllidine	OH	Heat, vac.	des-N,N-Dimethylaphyllidine, C <sub>17</sub> H <sub>26</sub> N <sub>2</sub> O	—	189
	Iodide	Base, CH <sub>3</sub> OH, reflux	des-N,N-Dimethylaphyllidine	—	376
des-N,N-Dimethylaphyllidine	OH	250°/11 mm.	Hemiaphyllidylene, C <sub>15</sub> H <sub>19</sub> NO	—	189
	OH	CH <sub>3</sub> OH, distil	Hemiaphyllidylene	—	376
Aphylline, 10-ketosparteine	Iodide, OH	Base, heat, vac.	des-N-Methylaphylline, C <sub>16</sub> H <sub>26</sub> N <sub>2</sub> O	80	189

Note: References 194 to 391 are on pp. 489-493.

OLEFINS FROM AMINES

481

482

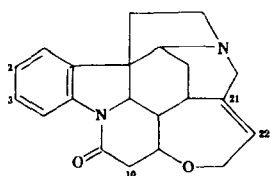
TABLE XVIII—Continued

HOFMANN ELIMINATION REACTION WITH ALKALOIDS

Name	Derivative	Conditions	Product	Yield, %	References
<i>Sparteine (Continued)</i>					
des-N-Methylaphylline	OH	Distil, vac.	des-N,N-Dimethylaphylline, C <sub>17</sub> H <sub>28</sub> N <sub>2</sub> O	73	189
des-N,N-Dimethylaphylline	OH	Heat, vac.	Hemiaphylline, C <sub>15</sub> H <sub>21</sub> NO	—	189
Sparteine	OH	Heat, vac.	Nitrogen-free product (6 degra- dations)	—	377, 378
	OH	N <sub>2</sub> , 40-50°, vac.	α- and β-des-N-Methyl- sparteine	(α) 45-55	379
Oxysparteine (isolupanine), 17-ketosparteine	OH	Heat	des-N-Methyloxysparteine, C <sub>16</sub> H <sub>26</sub> ON <sub>2</sub>	98	380
des-N-Methyloxysparteine	OH	170°/0.05 mm.	des-N,N-Dimethyloxysparteine, C <sub>17</sub> H <sub>29</sub> ON <sub>2</sub>	65	380
Dihydro-des-N-methyl- oxysparteine	OH	Heat	Dihydro-des-N-dimethyl- oxysparteine	—	380
Tetrahydro-des-N,N-dimethyl- oxysparteine	OH	150°	Tetrahydrohemioxyspartylene, C <sub>15</sub> H <sub>26</sub> ON	49	380

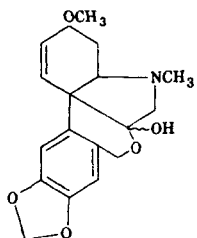
ORGANIC REACTIONS

**Strychnine**



Dihydrostrychnidine-A, 21,22-dihydro-10-desoxy- strychnine -des-Base A	Hydrogen carbon- ate	250°	des-Base D plus methyl- <i>chano</i> -dihydro-neo- strychnidine	—	134
	Hydrogen carbon- ate, or chloride	Heat, NaOCH <sub>3</sub>	Dimethyl-des-strychnidine-D plus dimethyl-des-neostrychnidine	—	381, 382
Dimethyl-des-strychnidine-D Dihydrobrucidine, 2,3-dimethoxy-21,22- dihydro-10-desoxystrychnine	Chloride	—	des-aza-Strychnidine-a and -b	—	382
	Hydrogen carbon- ate	Heat	N-(b)-Methyl-des-dihydro- brucidine-a and -b	—	135

**Tazettine**



OH	100°, vac.		—	383
----	---------------	--	---	-----

*Note:* References 194 to 391 are on pp. 489-493.

OLEFINS FROM AMINES

483

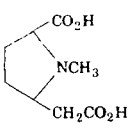
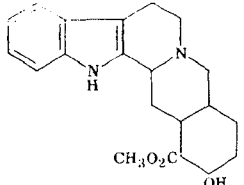
TABLE XVIII—Continued

HOFMANN ELIMINATION REACTION WITH ALKALOIDS

Name	Derivative	Conditions	Product	Yield, %	References
<b>Tropane</b>					
Ecgonine R <sub>1</sub> = —OH R <sub>2</sub> = —CO <sub>2</sub> H	Ethyl ester iodide	Aq. base, heat	Cycloheptatriene carboxylic acid, C <sub>8</sub> H <sub>8</sub> O <sub>2</sub>	—	384
Anhydroecgonine (ecgonidine) R <sub>1</sub> = H R <sub>2</sub> = CO <sub>2</sub> H	Ethyl ester iodide	Aq. base, heat	Cycloheptatrienecarboxylic acid, C <sub>8</sub> H <sub>8</sub> O <sub>2</sub>	—	385
Dihydroanhydroecgonine	Ethyl ester iodide	Aq. base, heat	Cycloheptadienecarboxylic acid	—	386, 387
Hydroecgonidine R <sub>1</sub> = H R <sub>2</sub> = CO <sub>2</sub> H	Ethyl ester iodide	Aq. base		—	387
	Ethyl ester iodide	K <sub>2</sub> CO <sub>3</sub> , 75°	2-Carboxy-5-dimethyl- aminocycloheptene 2-Carboxy-5-dimethyl- aminocycloheptene	60	386

484

ORGANIC REACTIONS

2-Carboxy-5-dimethylamino-cycloheptene	Iodide	Base, heat	Cycloheptadienecarboxylic acid	85	386, 387
3,4-Dehydrotropidine $R_1 = R_2 = H$	OH	Aq. base, distilled	Dimethylaminocycloheptadiene "methyl tropidine"	90	85
Hydrotropidine $R_1 = R_2 = H$	OH	100°	Dimethylaminocycloheptene "methyl hydrotropidine"	—	388
Methylhydrotropidine	OH	100°	Cycloheptadiene	—	388
Methyltropidine	OH	Heat, aq. soln.	Cycloheptatriene	82	85
Tropinone $R_1 = O$ $R_2 = H$	OH iodide	Heat, base	Mixture of cycloheptadienones	80	389, 130
Tropinic acid 	Dimethyl ester iodide	Aq. base	"des-N-Methyltropinic acid, dimethyl ester"	90	390
des-N-Methyltropinic acid dimethyl ester	Iodide	Aq. base	Unsaturated dicarboxylic acid	75	390
<i>Yohimbine</i> 	OH	Distil, vac.	Methylyohimboic acid, $C_{21}H_{26}N_2O_3$	—	391

Note: References 194 to 391 are on pp. 489-493.

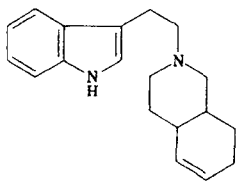
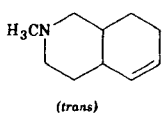
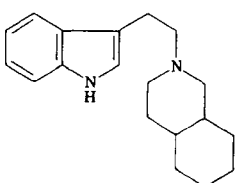
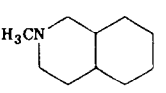
OLEFINS FROM AMINES

485

486

TABLE XVIII—Continued

HOFMANN ELIMINATION REACTION WITH ALKALOIDS

Name	Derivative	Conditions	Product	Yield, %	References
<i>chano</i> -Desoxyyohimbol 	OH	Heat, vac.	 ( <i>trans</i> )	—	81
<i>chano</i> -Dihydrodesoxyyohimbol 	Bicarbon-ate	180°/30 mm.		79	81

ORGANIC REACTIONS

## TABLE XIX

## LIST OF ALKALOIDS BY TYPE

The parenthesized number following each entry in the second column indicates the page in Table XVIII on which each type of alkaloid first appears.

Alkaloid	Listed Under
Actinoflaphnine	Aporphine (433)
Anagryne	Sparteine (481)
Anhydrocryptopine	Protopine (478)
Anolobine	Aporphine (433)
Anonaine	Aporphine (433)
Aphyllidine	Sparteine (481)
Aphylline	Sparteine (481)
Apoerysopine	Erysotrine (458)
Armepavine	Benzylisoquinoline (436)
Bebeerine	Bisbenzylisoquinoline-C (442)
Berbamine	Bisbenzylisoquinoline-B' (440)
Boldine	Aporphine (433)
Brucidine	Strychnine (483)
Canadine	Protoberberine (476)
Cephaeline	Cephaeline (447)
Cepharanthine	Bisbenzylisoquinoline-B (438)
Chondodendrine, <i>see</i> Bebeerine	
Chondrofoline	Bisbenzylisoquinoline-C (442)
Coclaurine	Benzylisoquinoline (436)
Codeine	Morphine (466)
Colchinol	Colchinol (450)
Conhydrine	Coniine (450)
Coniine	Coniine (450)
Corybulbine	Protoberberine (476)
Corydaline	Protoberberine (476)
Cotarnine	Isoquinoline (462)
Crebanine	Aporphine (433)
Cryptopine	Protopine (478)
Cularine	Cularine (451)
C-Curarine	C-Curarine (451)
Cuscohygrine	Cuscohygrine (451)
Cytisine	Cytisine (452)
Daphnandrine	Bisbenzylisoquinoline-B (438)
Daphnoline	Bisbenzylisoquinoline-B (438)
Dauricine	Bisbenzylisoquinoline-A (437)
Delphinine	Delphinine (453)
Dicentrine	Aporphine (433)
Dioscorine	Dioscorine (454)
Ecgonidine	Tropane (484)
Ecgonine	Tropane (484)
Emetine	Cephaeline (447)
Epistephanine	Bisbenzylisoquinoline-B (438)

TABLE XIX—*Continued*

## LIST OF ALKALOIDS BY TYPE

Alkaloid	Listed Under
Ergothionene	Ergothionene (454)
Erysotrine	Erysotrine (458)
$\alpha$ -Erythroidine	Erythroidine (454)
$\beta$ -Erythroidine	Erythroidine (454)
Eserethole	Physostigmine (475)
Eserine, <i>see</i> Physostigmine	
Gelsemine	Gelsemine (460)
Glaucine	Aporphine (433)
Gramine	Gramine (460)
Granatanine	Granatanine (461)
Harmine	Harmine (461)
Hetisine	Hetisine (462)
Homotrilobine, <i>see</i> Isotrilobine	
Hordenine	Hordenine (462)
Hydrastinine	Isoquinoline (462)
Hypaphorine	Hypaphorine (462)
Isochondodendrine	Bisbenzylisoquinoline-D (443)
Isocryptopine chloride	Protoberberine (476)
Isolobinanine	Lobelia Alkaloids (464)
Isolupanine, <i>see</i> Oxysparteine	
Isomorphine	Morphine (466)
Isotetrandrine, <i>see</i> Pheanthine	
Isothebaine	Aporphine (433)
Isotrilobine	Bisbenzylisoquinoline-F (446)
Laburnine	Laburnine (464)
Laudenine	Benzylisoquinoline (436)
Laureline	Aporphine (433)
Laurotetanine	Aporphine (433)
Lelobanine	Lobelia alkaloids (464)
Löbelanidine	Lobelia alkaloids (464)
Lobelanine	Lobelia alkaloids (464)
Lobinanine	Lobelia alkaloids (464)
Lobinine	Lobelia alkaloids (464)
Lobinone, <i>see</i> Lobinanine	
Lupinine	Quinolizidine (479)
Lycorine	Lycorine (465)
Mavacurine	Mavacurine (466)
Menisarine	Bisbenzylisoquinoline-E (445)
Micranthine	Bisbenzylisoquinoline-E (446)
Morphine	Morphine (466)
Narcidonine	Narcidonine (475)
Neopine	Morphine (466)
Neoprotocuridine	Bisbenzylisoquinoline-D (443)
Oscine, <i>see</i> Scopoline	
Oxyacanthine	Bisbenzylisoquinoline-B (438)

TABLE XIX—*Continued*

## LIST OF ALKALOIDS BY TYPE

Alkaloid	Listed Under
Oxysparteine	Sparteine (481)
Pellotine	Isoquinoline (462)
Pheanthine	Bisbenzylisoquinoline-B' (440)
Physostigmine	Physostigmine (475)
Protopine	Protopine (478)
Pseudocodeine	Morphine (466)
Pseudoconhydrine	Coniine (450)
Pukateine	Aporphine (433)
Repandine	Bisbenzylisoquinoline-B (438)
Scopoline	Scopoline (480)
Sparteine	Sparteine (481)
Strychnine (dihydrostrychnidine-A)	Strychnine (483)
Tazettine	Tazettine (483)
Tetrahydroberberine, <i>see</i> Canadine	
Tetrahydroerythraline	Erysotrine (458)
Tetrandrine	Bisbenzylisoquinoline-B' (440)
Thalictricavine	Protoberberine (476)
Thebaine	Morphine (466)
Thebaizone ( $\alpha$ )	Morphine (466)
Trilobamine, <i>see</i> Daphnoline	
Trilobine	Bisbenzylisoquinoline-F (446)
Tropidine	Tropane (484)
Tropinic acid	Tropane (484)
Tropinone	Tropane (484)
Tubocurarine chloride	Bisbenzylisoquinoline-C (442)
Tuduranine	Aporphine (433)
Yohimbine	Yohimbine (485)

## REFERENCES FOR TABLES XI-XIX

- <sup>194</sup> Bersch and Hübner, *Arch. Pharm.*, **289**, 673 (1956).  
<sup>195</sup> Wilson and Read, *J. Chem. Soc.*, **1935**, 1269.  
<sup>199</sup> von Braun and Schirmacher, *Ber.*, **56**, 1845 (1923).  
<sup>197</sup> von Braun, *Ber.*, **56**, 2178 (1923).  
<sup>198</sup> Rabe and Hallensleben, *Ber.*, **43**, 2622 (1910).  
<sup>199</sup> Späth and Adler, *Monatsh.*, **63**, 127 (1933).  
<sup>200</sup> Sicher and Lichy, *Chem. & Ind. (London)*, **1958**, 16.  
<sup>201</sup> Hill, *J. Am. Chem. Soc.*, **80**, 1609 (1958).  
<sup>202</sup> Späth, Kuffner, and Ensfellner, *Ber.*, **66**, 591 (1933).  
<sup>203</sup> Schmidt, *Arch. Pharm.*, **253**, 52 (1915).  
<sup>204</sup> Rabe, *Ber.*, **44**, 824 (1911).  
<sup>204a</sup> Curtin, Harris, and Pollak, *J. Am. Chem. Soc.*, **73**, 3453 (1957).  
<sup>205</sup> Willstätter and Bruce, *Ber.*, **40**, 3979 (1907).  
<sup>206</sup> Demjanow and Dojarenko, *Ber.*, **55**, 2727 (1922).  
<sup>207</sup> Harries and Morrell, *Ann.*, **410**, 70 (1915).  
<sup>208</sup> Cook, Dickson, and London, *J. Chem. Soc.*, **1947**, 746.

- 209 A. C. Cope and C. F. Howell, to be published.
- 210 C. L. Bumgardner, Ph.D. Thesis, Massachusetts Institute of Technology, 1956.
- 211 Collie and Schryver, *J. Chem. Soc.*, **57**, 767 (1890).
- 212 Howton, *J. Org. Chem.*, **14**, 1 (1949).
- 213 Willstätter, *Ber.*, **35**, 584 (1902).
- 214 Hurd and Drake, *J. Am. Chem. Soc.*, **61**, 1943 (1939).
- 215 Willstätter and Schmaedel, *Ber.*, **38**, 1992 (1905).
- 216 Mannich and Margotte, *Ber.*, **68**, 273 (1935).
- 217 Konowalowa and Magidson, *Arch. Pharm.*, **266**, 449 (1928).
- 218 Willstätter and Heubner, *Ber.*, **40**, 3869 (1907).
- 219 Mannich, Handke, and Roth, *Ber.*, **69**, 2112 (1936).
- 220 Willstätter and Wirth, *Ber.*, **46**, 535 (1913).
- 221 Buchman, Schlatter, and Reims, *J. Am. Chem. Soc.*, **64**, 2701 (1942).
- 222 Avram, Nenitzescu, and Marica, *Chem. Ber.*, **90**, 1857 (1957).
- 223 Knorr and Rothe, *Ber.*, **39**, 1420 (1906).
- 224 Brown and Wheeler, *J. Am. Chem. Soc.*, **78**, 2199 (1956).
- 225 Demjanow and Dojarenko, *Ber.*, **55**, 2718 (1922).
- 226 Lukes and Pliml, *Collection Czechoslov. Chem. Commun.*, **21**, 625 (1956).
- 227 Howton and Buchman, *J. Am. Chem. Soc.*, **78**, 4011 (1956).
- 228 Applequist and Roberts, *J. Am. Chem. Soc.*, **78**, 4012 (1956).
- 229 Euler, *J. prakt. Chem.*, [2] **57**, 131 (1898).
- 230 Euler, *Ber.*, **30**, 1989 (1897).
- 231 Willstätter and Hatt, *Ber.*, **45**, 1464 (1912).
- 232 Nazarov and Kuznezov, *J. Gen. Chem. (U.S.S.R.)*, **29**, 767 (1959).
- 233 Kohn, *Ann.*, **351**, 134 (1907).
- 234 Cope and Schweizer, *J. Am. Chem. Soc.*, **81**, 4577 (1959).
- 235 Kohler, Tishler, Potter, and Thompson, *J. Am. Chem. Soc.*, **61**, 1057 (1939).
- 236 Vogel, *Fortsch. chem. Forsch.*, **3**, 469 (1955).
- 237 Lukes, Strouf, and Ferles, *Collection Czechoslov. Chem. Commun.*, **23**, 326 (1958).
- 238 Stewart and Aston, *J. Am. Chem. Soc.*, **49**, 1718 (1927).
- 239 Parham, Hunter, Hanson, and Lahr, *J. Am. Chem. Soc.*, **74**, 5646 (1952).
- 240 Alder, Hartung, and Netz, *Chem. Ber.*, **90**, 1 (1957).
- 241 Seka and Tramposch, *Ber.*, **75**, 1379 (1942).
- 242 King, Barltrop, and Walley, *J. Chem. Soc.*, **1945**, 277.
- 243 Ayerst and Schofield, *J. Chem. Soc.*, **1958**, 4097.
- 244 von Braun, *Ber.*, **42**, 2532 (1909).
- 245 Menshikoff, *Ber.*, **68**, 1555 (1935).
- 246 Menshikoff, *Bull. acad. sci. U.R.S.S., Classe sci. math., Sér. chim.*, **5**, 1035 (1937) [*C.A.*, **32**, 2944 (1938); *Chem. Zentr.*, **110**, **I**, 2790 (1939)].
- 247 Menshikoff, *Ber.*, **69**, 1802 (1936).
- 248 Willstätter and Waser, *Ber.*, **44**, 3423 (1911).
- 249 Willstätter and Heidelberger, *Ber.*, **46**, 517 (1913).
- 250 Cope and Overberger, *J. Am. Chem. Soc.*, **70**, 1433 (1948).
- 251 Senfter and Tafel, *Ber.*, **27**, 2309 (1894).
- 252 King and Booth, *J. Chem. Soc.*, **1954**, 3798.
- 253 Prelog and Seiwerth, *Ber.*, **72**, 1638 (1939).
- 254 Koenigs and Bernhart, *Ber.*, **38**, 3049 (1905).
- 255 von Braun and Kirschbaum, *Ber.*, **52**, 2261 (1919).
- 256 von Braun and Teuffert, *Ber.*, **62**, 235 (1929).
- 257 Blomquist, Burge, and Sucsy, *J. Am. Chem. Soc.*, **74**, 3636 (1952).
- 257<sup>a</sup> A. C. Cope and P. N. Jenkins, to be published.
- 258 McNiven and Read, *J. Chem. Soc.*, **1952**, 159.
- 259 Willstätter and King, *Ber.*, **46**, 527 (1913).
- 260 Shriner and Sutherland, *J. Am. Chem. Soc.*, **60**, 1314 (1938).
- 261 Ruzicka, *Helv. Chim. Acta*, **3**, 748 (1920).
- 262 Ruzicka and Trebler, *Helv. Chim. Acta*, **3**, 756 (1920).



- 283 Ruzicka and Pontalti, *Helv. Chim. Acta*, **7**, 489 (1924).  
284 Nametkin and Zabrodin, *Ber.*, **61**, 1491 (1928).  
285 Wittig and Behnisch, *Chem. Ber.*, **91**, 2358 (1958).  
286 Schotten, *Ber.*, **15**, 421 (1882).  
287 Claus and Hirzel, *Ber.*, **19**, 2785 (1886).  
288 Mannich and Davidsen, *Ber.*, **69**, 2106 (1936).  
289 von Braun and Cahn, *Ann.*, **436**, 262 (1924).  
290 Parham, Hunter, and Hanson, *J. Am. Chem. Soc.*, **73**, 5068 (1951).  
291 Bruckner, Kovacs, and Kovacs, *Ber.*, **77**, 610 (1944).  
292 Karrer and Karanth, *Helv. Chim. Acta*, **33**, 2202 (1950).  
293 Stevens, Sneed, Stiller, and Thomson, *J. Chem. Soc.*, **1930**, 2119.  
294 von Braun and Hamann, *Ber.*, **65**, 1580 (1932).  
295 Reichert and Hoffmann, *Arch. Pharm.*, **274**, 153 (1936).  
296 Dunn and Stevens, *J. Chem. Soc.*, **1934**, 279.  
297 Gensler and Samour, *J. Am. Chem. Soc.*, **74**, 2959 (1952).  
298 Battersby and Binks, *J. Chem. Soc.*, **1955**, 2896.  
299 Robinson and Sugawara, *J. Chem. Soc.*, **1932**, 789.  
300 MacPhillamy and Scholz, *J. Org. Chem.*, **14**, 643 (1949).  
300a Wittig, Koenig, and Clauss, *Ann.*, **593**, 127 (1955).  
301 von Braun, *Ber.*, **49**, 2629 (1916).  
302 Kröhnke and Meyer-Delius, *Chem. Ber.*, **84**, 941 (1951).  
303 Lipp, Buchkremer, and Seeles, *Ann.*, **499**, 1 (1932).  
304 Manske, *Can. J. Research*, **16B**, 76 (1938).  
305 Barger and Weitnauer, *Helv. Chim. Acta*, **22**, 1036 (1939).  
306 Tomita and Shirai, *J. Pharm. Soc. Japan*, **63**, 532 (1943) [*C.A.*, **45**, 3401a (1951)].  
307 Manske, *Can. J. Research*, **8B**, 592 (1933).  
308 Warnat, *Ber.*, **58**, 2768 (1925).  
309 Warnat, *Ber.*, **59**, 85 (1926).  
310 Klee, *Arch. Pharm.*, **252**, 211 (1914).  
311 Schlittler and Müller, *Helv. Chim. Acta*, **31**, 1119 (1948).  
312 Barger and Girardet, *Helv. Chim. Acta*, **14**, 481 (1931).  
313 Barger, Eisenbrand, Eisenbrand, and Schlittler, *Ber.*, **66**, 450 (1933).  
314 Späth and Tharrer, *Ber.*, **66**, 583 (1933).  
315 Späth and Suominen, *Ber.*, **66**, 1344 (1933).  
316 Goto, *Ann.*, **521**, 175 (1936).  
317 Marion, Lemay, and Portelance, *J. Org. Chem.*, **15**, 216 (1950).  
318 Kondo and Kondo, *J. prakt. Chem.*, **126**, 24 (1930).  
319 Schöpf and Thierfelder, *Ann.*, **537**, 142 (1939).  
320 Kondo and Keimatsu, *Ber.*, **71**, 2553 (1938).  
321 Bick, Ewen, and Todd, *J. Chem. Soc.*, **1949**, 2767.  
322 Kondo and Tomita, *J. Pharm. Soc. Japan*, **55**, 646 (1935) [*C.A.*, **33**, 627<sup>a</sup> (1939)].  
323 Kondo and Tanaka, *J. Pharm. Soc. Japan*, **63**, 273 (1943) [*C.A.*, **45**, 3400b (1951)].  
324 von Bruchhausen and Schultze, *Arch. Pharm.*, **267**, 567 (1929).  
325 Bick and Todd, *J. Chem. Soc.*, **1948**, 2170.  
326 Santos, *Ber.*, **65**, 472 (1932).  
327 Kondo and Yano, *Ann.*, **497**, 90 (1932).  
328 King, *J. Chem. Soc.*, **1939**, 1157.  
329 King, *J. Chem. Soc.*, **1935**, 1381.  
330 King, *J. Chem. Soc.*, **1936**, 1276.  
331 King, *J. Chem. Soc.*, **1940**, 737.  
332 King, *J. Chem. Soc.*, **1948**, 265.  
333 Faltis and Dieterich, *Ber.*, **67**, 231 (1934).  
334 King, *J. Chem. Soc.*, **1937**, 1472.  
335 Bick and Todd, *J. Chem. Soc.*, **1950**, 1606.  
336 Kondo and Tomita, *J. Pharm. Soc. Japan*, **55**, 637 (1935) [*C.A.*, **33**, 626<sup>a</sup> (1939)].  
337 Kondo and Tomita, *Ann.*, **497**, 104 (1932).

- 318 Tomita and Tani, *J. Pharm. Soc. Japan*, **62**, 468 (1942) [*C.A.*, **45**, 4728e (1951)].
- 319 Pailer and Porschinski, *Monatsh.*, **80**, 101 (1949).
- 320 Pailer, *Monatsh.*, **79**, 127 (1948).
- 321 Windaus, *Ann.*, **439**, 59 (1924).
- 322 Hofmann, *Ber.*, **14**, 705 (1881).
- 323 Philipsborn, Schmid, and Karrer, *Helv. Chim. Acta*, **38**, 1067 (1955).
- 324 Hess and Bappert, *Ann.*, **441**, 137 (1925).
- 325 Späth and Galinovsky, *Ber.*, **66**, 1338 (1933).
- 326 Schneider, *Arch. Pharm.*, **283**, 86 (1950).
- 327 Gorter, *Rec. trav. chim.*, **30**, 161 (1911).
- 328 Heath, Lawson, and Rimington, *J. Chem. Soc.*, **1951**, 2215.
- 329 Barger and Ewins, *J. Chem. Soc.*, **99**, 2336 (1911).
- 330 Godfrey, Tarbell, and Boekelheide, *J. Am. Chem. Soc.*, **77**, 3342 (1955).
- 331 Boekelheide and Morrison, *J. Am. Chem. Soc.*, **80**, 3905 (1958).
- 332 Boekelheide, Weinstock, Grundon, Sauvage, and Agnello, *J. Am. Chem. Soc.*, **75**, 2550 (1953).
- 333 Grundon, Sauvage, and Boekelheide, *J. Am. Chem. Soc.*, **75**, 2541 (1953).
- 334 Grundon and Boekelheide, *J. Am. Chem. Soc.*, **75**, 2537 (1953).
- 335 Kenner, Khorana, and Prelog, *Helv. Chim. Acta*, **34**, 1969 (1951).
- 336 Folkers, Koniuszy, and Shavel, *J. Am. Chem. Soc.*, **73**, 589 (1951).
- 337 Madinaveitia, *J. Chem. Soc.*, **1937**, 1927.
- 338 Willstätter and Veraguth, *Ber.*, **38**, 1984 (1905).
- 339 Willstätter and Veraguth, *Ber.*, **38**, 1975 (1905).
- 340 Perkin and Robinson, *J. Chem. Soc.*, **115**, 933 (1919).
- 341 Jacobs and Heubner, *J. Biol. Chem.*, **170**, 189 (1947).
- 342 Léger, *Compt. rend.*, **144**, 488 (1907).
- 343 Van Romburgh, *Koninkl. Akad. Wetenschap. Amsterdam, Wisk. Natuurk. Afdel.*, **19**, 1250 [*Chem. Zentr.*, **82**, **I**, 1548 (1911)].
- 344 Freund, *Ber.*, **22**, 2329 (1889).
- 345 Späth and Boschan, *Monatsh.*, **63**, 141 (1933).
- 346 Galinovsky, Goldberger, and Pohm, *Monatsh.*, **80**, 550 (1949).
- 347 Wieland and Ishimasa, *Ann.*, **491**, 14 (1931).
- 348 Kondo, Katsura, and Uyeo, *Ber.*, **71**, 1529 (1938).
- 349 Humber, Kondo, Kctera, Takagi, Takeda, Taylor, Thomas, Tsuda, Tsukamoto, Uyeo, Yajima, and Yanaihara, *J. Chem. Soc.*, **1954**, 4622.
- 350 Bickel, Schmid, and Karrer, *Helv. Chim. Acta*, **38**, 649 (1955).
- 351 Rapoport, *J. Org. Chem.*, **13**, 714 (1948).
- 352 Small and Mallonee, *J. Org. Chem.*, **12**, 558 (1947).
- 353 Small and Turnbull, *J. Am. Chem. Soc.*, **59**, 1541 (1937).
- 354 Small and Mallonee, *J. Org. Chem.*, **5**, 350 (1940).
- 355 Small and Rapoport, *J. Org. Chem.*, **12**, 284 (1947).
- 356 Van Duin, Robinson, and Smith, *J. Chem. Soc.*, **1926**, 903.
- 357 Small and Lutz, *J. Am. Chem. Soc.*, **57**, 361 (1935).
- 358 Lutz and Small, *J. Am. Chem. Soc.*, **54**, 4715 (1932).
- 359 Knorr, *Ber.*, **37**, 3499 (1904).
- 360 Cahn, *J. Chem. Soc.*, **1926**, 2562.
- 361 Lutz and Small, *J. Am. Chem. Soc.*, **56**, 1741 (1934).
- 362 Lutz and Small, *J. Am. Chem. Soc.*, **56**, 2466 (1934).
- 363 Small and Fry, *J. Org. Chem.*, **3**, 509 (1939).
- 364 Wieland and Small, *Ann.*, **467**, 17 (1928).
- 365 Freund and Oppenheim, *Ber.*, **42**, 1084 (1909).
- 366 Polonovski and Polonovski, *Bull. soc. chim. France*, [4] **23**, 335 (1918).
- 367 McDavid, Perkin, and Robinson, *J. Chem. Soc.*, **101**, 1218 (1912).
- 368 Pyman, *J. Chem. Soc.*, **103**, 817 (1913).
- 369 Perkin, *J. Chem. Soc.*, **109**, 815 (1916).
- 370 von Bruchhausen and Bersch, *Ber.*, **63**, 2520 (1930).

- <sup>371</sup> Willstätter and Fourneau, *Ber.*, **35**, 1910 (1902).  
<sup>372</sup> Karrer, Canal, Zohner, and Widmer, *Helv. Chim. Acta*, **11**, 1062 (1928).  
<sup>373</sup> Hess, *Ber.*, **52**, 1947 (1919).  
<sup>374</sup> Hess and Wahl, *Ber.*, **55**, 1979 (1922).  
<sup>375</sup> Ing, *J. Chem. Soc.*, **1933**, 504.  
<sup>376</sup> Orechhoff and Norkina, *Ber.*, **67**, 1974 (1934).  
<sup>377</sup> Schirm and Bisendorf, *Arch. Pharm.*, **280**, 64 (1942).  
<sup>378</sup> Karrer, Shibata, Wettstein, and Jacobowicz, *Helv. Chim. Acta*, **13**, 1292 (1930).  
<sup>379</sup> Schöpf and Braun, *Ann.*, **465**, 132 (1928).  
<sup>380</sup> Späth and Galinovsky, *Ber.*, **71**, 1282 (1938.)  
<sup>381</sup> Achmatowicz and Dybowski, *J. Chem. Soc.*, **1938**, 1483.  
<sup>382</sup> Achmatowicz and Dybowski, *J. Chem. Soc.*, **1938**, 1488.  
<sup>383</sup> Ikeda, Taylor, Tsuda, and Uyeo, *Chem. & Ind. (London)*, **1956**, 411; Ikeda, Taylor, Tsuda, Uyeo, and Yajima, *J. Chem. Soc.*, **1956**, 4749.  
<sup>384</sup> Einhorn and Friedlaender, *Ber.*, **26**, 1482 (1893).  
<sup>385</sup> Einhorn and Tahara, *Ber.*, **26**, 324 (1893).  
<sup>386</sup> Willstätter, *Ber.*, **30**, 702 (1897).  
<sup>387</sup> Willstätter, *Ber.*, **31**, 2498 (1898).  
<sup>388</sup> Willstätter, *Ber.*, **30**, 721 (1897).  
<sup>389</sup> Meinwald, Emerman, Yang, and Büchi, *J. Am. Chem. Soc.*, **77**, 4401 (1955).  
<sup>390</sup> Willstätter, *Ber.*, **28**, 3271 (1895).  
<sup>391</sup> Spiegel and Corell, *Ber.*, **49**, 1086 (1916).